



## Main

Range	PowerPact
Product name	PowerPact B
Device short name	BD 050
Product or component type	Circuit breaker
Device application	Distribution

## Complementary

Line Rated Current	50 A
Number of Poles	3P
Protected poles description	3t
Control type	Toggle
Breaking capacity code	D
Breaking capacity	25 KA 208Y/120 V AC 50/60 Hz UL 489 18 KA 240 V AC 50/60 Hz UL 489 Icu 25 kA 480/277 V AC 50/60 Hz UL 489 Icu 14 kA 480 V AC 50/60 Hz UL 489 18 KA 600Y/347 V AC 50/60 Hz UL 489 14 KA 250 V DC UL 489 25 KA Icu 18 kA
[Ue] rated operational voltage	525 V AC 50/60 Hz UL 489
[Ics] rated service breaking capacity	25 KA 220...240 V AC 50/60 Hz IEC 60947-2 14 KA 500...525 V AC 50/60 Hz IEC 60947-2 18 KA 380...415 V AC 50/60 Hz IEC 60947-2 18 kA 440 V AC 50/60 Hz IEC 60947-2
[Uimp] rated impulse withstand voltage	8 kV IEC 60947-2
Trip unit technology	Thermal-magnetic
Continuous current rating	80 %
[Ui] rated insulation voltage	800 V IEC 60947-2
Trip unit name	TM-D
Suitability for isolation	Yes IEC 60947-2
Utilisation category	Category A
Mechanical durability	15000 cycles IEC 947-1 Annex K ed 5.2
Electrical durability	10000 cycles IEC 947-1 Annex K ed 5.2 440 V In
Connection pitch	1.06 in (27 mm)
AWG gauge	AWG 14...AWG 8 aluminium/copper AWG 6...AWG 3/0 aluminium/copper
Local signalling	Flag (green) for presence of auxiliary contacts
Mounting mode	Clip-on (35 mm symmetrical DIN rail) By screws (plate)
Electrical connection	Terminal nut ON and OFF end
Tightening torque	44.25 Lbf.in (5 N.m) 0.00...0.02 in <sup>2</sup> (2.5...16 mm <sup>2</sup> ) (AWG 14...AWG 4) 79.66 lbf.in (9 N.m) 0.04...0.15 in <sup>2</sup> (25...95 mm <sup>2</sup> ) (AWG 3...AWG 3/0)

Number of slots	1 auxiliary switch OF plug-in) 1 voltage release MN or MX plug-in) 1 alarm switch SD plug-in)
Power wire stripping length	0.79 in (20 mm)
Color	Grey (RAL 7016)
9 mm pitches	9
Height	5.39 in (137 mm)
Width	3.19 in (81 mm)
Depth	3.15 in (80 mm)
Net Weight	2.04 lb(US) (0.924 kg)
Quantity per set	Set of 1

## Environment

Quality labels	CE
Standards	GB 14048.2 EN/IEC 60947-2 UL 489 CSA C22.2 No 5 EN/IEC 60947-5-1 NEMA AB1 NMJ J-266
Product certifications	UL IEC CCC EAC CSA NOM
IP degree of protection	Front cover IP40 IEC 60529
IK degree of protection	IK07 conforming to IEC 62262
Pollution degree	3 conforming to IEC 60947-1
Ambient air temperature for operation	-13...158 °F (-25...70 °C)
Ambient air temperature for storage	-58...185 °F (-50...85 °C)
Operating altitude	2000 m without derating 5000 m with derating




## Ordering and shipping details

Category	01130-BD UNIT MOUNT BREAKER/SWITCH
Discount Schedule	DE2
GTIN	03606481149275
Package weight(Lbs)	2.60 lb(US) (1.179 kg)
Returnability	Yes
Country of origin	US

## Packing Units

Package 1 Height	3.30 in (8.382 cm)
Package 1 width	4.70 in (11.938 cm)
Package 1 Length	8.10 in (20.574 cm)

## Offer Sustainability

Sustainable offer status	Green Premium product
California proposition 65	WARNING: This product can expose you to chemicals including: DINP, which is known to the State of California to cause cancer, and DIDP, which is known to the State of California to cause birth defects or other reproductive harm. For more information go to <a href="http://www.P65Warnings.ca.gov">www.P65Warnings.ca.gov</a>
EU RoHS Directive	Compliant  <a href="#">EU RoHS Declaration</a>
Mercury free	Yes
RoHS exemption information	 Yes
China RoHS Regulation	 <a href="#">China RoHS Declaration</a>

---

Environmental Disclosure	<a href="#">Product Environmental Profile</a>
WEEE	The product must be disposed on European Union markets following specific waste collection and never end up in rubbish bins.
PVC free	Yes
Halogen content performance	Halogen free product

---