



SEWL Series

Severe Conditions Die-Cast Aluminum LED Exit Sign

Available with NEMA 4X and IP66 Rating

DUAL LITE



SEWL Series

SEVERE CONDITIONS DIE CAST ALUMINUM LED EXIT SIGN




Prepare for the worst. Demand the best.

The SEWL Series is ready for all challenges, whether it be hose-down on the factory floor, vandal-prone areas like prisons and schools, or the sub-zero temperatures of the northern U.S.

The SEWL features a ½" thick die-cast aluminum housing and polycarbonate face shield secured with vandal resistant, stainless steel hardware. Additional features include AC or emergency operation with optional NEMA 4X rating and battery heater for extended temperature application from -30°C to 50°C (-22°F to 122°F). The NEMA 4X option also meets the rigorous demands of Ingress Protection and is certified to IP66. The IP66 certification ensures the Exit housing is fully sealed and gasketed to ensure dust and water tight operation. This allows application in the most severe environments.

Ideal applications include: food processing facilities requiring hose-down, correctional institutions, academic buildings, stadiums and outdoor parking facilities.

The SEWL series is easily installed in wall, ceiling or end mount configuration, with single or double face. All emergency models include Spectron® self-test/self-diagnostic circuitry as a standard offering. When you factor in Dual-Lite's reputation for quality and the application versatility of the SEWL series you will find exceptional value and incomparable performance.



¹Option for emergency models. Automatically included when emergency models are ordered with NEMA 4X/IP66 option.



SEWL Series

The SEWL is designed for all challenges

High-Abuse Environments

With a .5" die cast aluminum housing and .118" polycarbonate face-plate the SEWL can stand up to tough environments. Includes stainless steel hardware with tamper-resistant spanner heads screws and a highly durable lightly textured powder coat finish in white or black. The red or green exit stencil is illuminated by 4 high-output long lasting LEDs.

Severe Conditions

The SEWL can be ordered depending on the environment. For severe cold environments an optional battery heater will ensure optimal battery performance from -30°C to 50°C (-22°F to 122°F). In hose-down or dust-ridden conditions the NEMA 4X and IP66 certified models will live up to the challenge. The Ingress Protection rating of IP66 ensures worry-free operation when harmful dust or high-pressure hose-down conditions exist. The SEWL is also available in AC only operation with or without the NEMA 4X and IP66 rating. The standard AC or emergency Exit still maintains a wet location listing.

Application Versatility

Order the SEWL that best fits your needs. Hot or cold, wet or dry, there is a special model available for use in the most demanding environment.





Standard Spectron® Self-testing/Self-diagnostic Circuitry

For added reliability and easy maintenance, we've included Spectron self-testing/self-diagnostic circuitry as a standard feature with emergency models. Every performance factor is automatically tested – AC power, battery condition, LED circuits and transfer capability. If a malfunction does occur, an easily visible status indicator alerts service personnel to the problem.

Automatic system testing:

- Every 28 days (60-second test)
- Alternating 30-minute or 60-minute test every six months
- This meets the Life Safety Code (NFPA 101) monthly test provision

Manual “Push to Test” button:

- Once for a 60-second test
- Twice for a 90-minute test (This complies with the Life Safety Code (NFPA 101) yearly “witnessed test” requirement)
- The manually activated 90-minute provision lets you conduct this NFPA 101 yearly test requirement at your convenience

Time delay retransfer circuit:

- Holds exit sign in emergency mode for 15 minutes after return of normal power
- Provides time for normal power to stabilize
- Allows HID lighting to restrike and stabilize

Brownout detection circuit:

- Senses significant changes in normal power supply
- Maintains “EXIT” legend illumination when normal power fluctuates



Sturdy construction, high-performance components and reliability that's second to none make the SEWL your first choice for hostile and extreme temperature environments.

COMPONENT DETAILS



Rugged

- Housing is 1/2" thick, heavy-duty, die cast aluminum
- A 3/16" thick, impact-resistant clear polycarbonate shield provides protection for the exit legend and illumination source
- Vandal resistant stainless steel spanner head screws secure the shield
- Full neoprene gasket

Reliable

- Spectron® self-testing/self-diagnostic circuitry standard (emergency models)
- 15-minute time delay retransfer circuit (emergency models)
- Test Switch/"AC-On" LED Indicator light visible from below (emergency models)
- Maintenance-free nickel-cadmium battery (emergency models)
- Fully automatic, environmentally coated charger (emergency models)
- AC lockout provision (emergency models)
- Brownout protection (emergency models)
- Full 5 year warranty

Versatile

- Suitable for indoor, outdoor, damp or wet locations
- Emergency operation (90-minute)
- Break-out chevrons offer on-site directional selection
- Single or double face configurations
- Wall, ceiling or end mounting to 3 1/2" standard, 4" octagon, and 4" square electrical boxes
- Tough die cast aluminum housing available in black or white finish
- Available with green or red letters
- Battery heater¹ maintains internal chamber at a minimum 74°F.
- Top and side conduit entry provisions
- 120/277VAC operation standard

Compliant

- Wet Location Listed and Labeled to UL 924 Standards
- Tested and listed to UL Type 4X
- Tested and listed to IP66 Ingress Protection
- NFPA 101 (Life Safety Code) compliant
- NFPA 70 (National Electrical Code) compliant

¹Option for emergency models. Automatically included when emergency models are ordered with NEMA 4X/IP66 option.

SEWL SEVERE CONDITIONS DIE CAST LED EXIT SIGN

ORDERING INFORMATION



BLACK-GREEN LETTERS



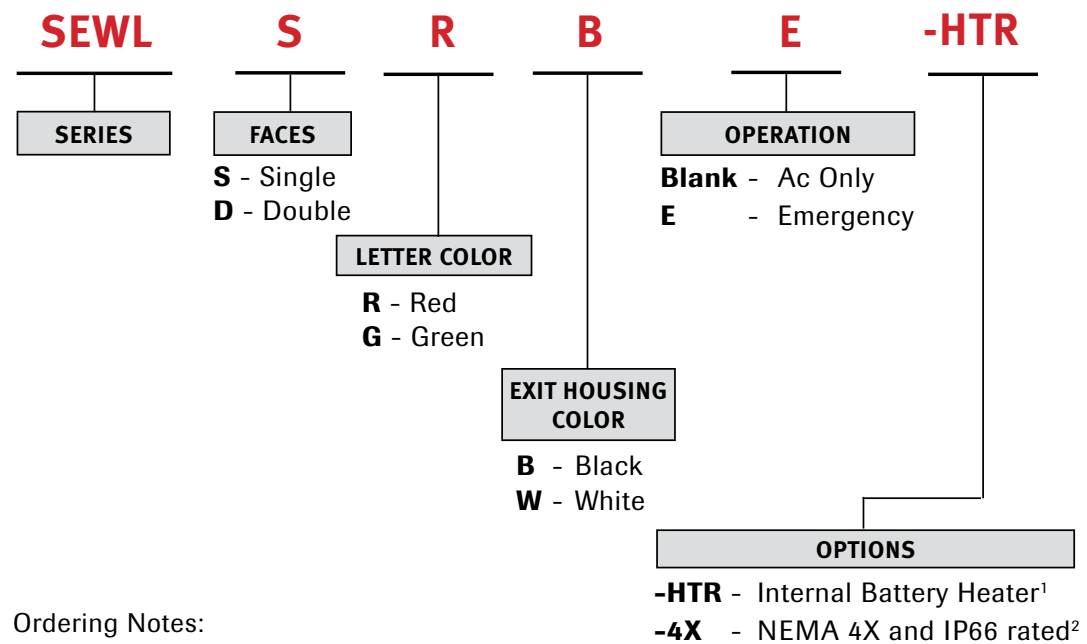
BLACK-RED LETTERS



WHITE-RED LETTERS



WHITE-GREEN LETTERS

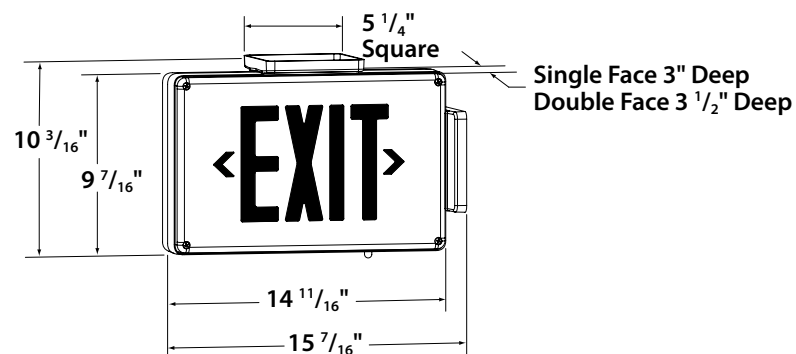


Ordering Notes:

¹For use with emergency models only

²Battery heater automatically included with -4X option on emergency models

DIMENSIONS





Hubbell Lighting, Inc. Life Safety Products • www.dual-lite.com

701 Millennium Boulevard • Greenville, SC 29607

Telephone: 864-678-1000 Fax: 864-678-1415

A Hubbell Lighting, Inc. brand with representatives' offices in principal cities throughout North America.

Copyright Hubbell Lighting, Inc., All Rights Reserved. Specifications subject to change without notice.



Hubbell Lighting, Inc.