

NEW

Milwaukee[®]

M18 FUEL™

DRIVEN TO OUTPERFORM.™



UP TO
600^{FT-LBS}
MAX FASTENING
TORQUE

UP TO
2X
MORE
RUN-TIME

UP TO
3X
LONGER
MOTOR LIFE

**1/2" High Torque Impact
Wrench with Pin Detent**

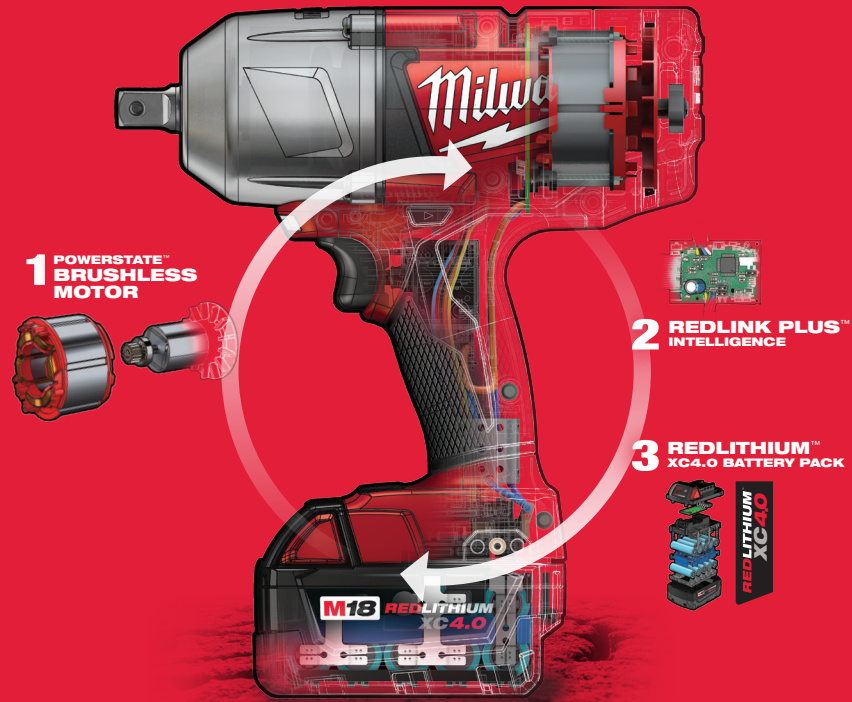
22UT65

**REDLITHIUM™
XC4.0**




UP TO
600 FT-LBS
MAX FASTENING
TORQUE

UP TO
2X
MORE
RUN-TIME

UP TO
3X
LONGER
MOTOR LIFE



M18 FUEL™ 22UT65 vs COMPETITORS

	Milwaukee®	Milwaukee®	Competitor 1	Competitor 2	Competitor 3	Competitor 4
						
	22UT65	4LET3				
Motor	POWERSTATE™ Brushless	4-Pole Neo	2-Pole Ferrite	2-Pole Ferrite	2-Pole Ferrite	Can
Impacts Per Minute	0 – 2,300	0 – 2,200	0 – 2,300	0 – 2,300	0 – 2,200	0 – 2,100
Max Fastening Torque	600 ft.-lbs.	450 ft.-lbs.	300 ft.-lbs.	300 ft.-lbs.	325 ft.-lbs.	500 ft.-lbs.
Nut-Busting Torque	900 ft.-lbs.	700 ft.-lbs.	300 ft.-lbs.	300 ft.-lbs.	325 ft.-lbs.	500 ft.-lbs.
Length	8-3/4"	8-7/8"	10-3/4"	10-3/4"	10-1/2"	9-1/4"
Drive-Control™	Yes	No	No	No	No	No
Variable Speed	Yes	Yes	Yes	No	No	Yes
LED Light	Yes	No	Yes	No	Yes	No
Powered By	REDLITHIUM™ XC4.0	REDLITHIUM™	Li-ion	Ni-Cad	Li-ion	Li-ion

PROPRIETARY 2-MODE DRIVE CONTROL™

22UT65	MODE 1	MODE 2
No Load Speed (RPM / IPM)	0 – 1,200 / 0 – 1,700	0 – 1,700 / 0 – 2,300
Max Fastening Torque	350 ft.-lbs.	600 ft.-lbs.



M18 FUEL™ 1/2" High Torque Impact Wrench w/ Pin Detent (Tool-Only) 22UT65

Includes: 2762-20 M18 FUEL™ 1/2" High Torque Impact Wrench w/ Pin Detent



M18 FUEL™ 1/2" High Torque Impact Wrench w/ Pin Detent (Kit - 2 Batteries) 22UT65

Includes: 2762-20 M18 FUEL™ 1/2" High Torque Impact Wrench w/ Pin Detent, (2) M18™ REDLITHIUM™ XC4.0 Extended Capacity Battery Packs, M12™ & M18™ Multi-Voltage Charger, and Carrying Case