

# NOR-LAKE<sup>®</sup> SCIENTIFIC

## SELECT<sup>™</sup> SLIDING GLASS DOOR

### LABORATORY AND PHARMACY REFRIGERATORS

Designed to meet the demanding requirements for scientific and laboratory research. Advanced engineered design incorporates the latest in cabinet, refrigeration, temperature control and monitoring features. Provides energy efficient, convenient, safe and reliable performance for optimal storage temperature environments necessary for a wide range of life science, pharmacy, biological, medical, clinical, and industrial applications.

#### Standard Product Features:

- Digital 4x20 character LCD display microprocessor temperature controller
- Audible and visual Hi/Lo temperature alarm
- Adjustable control range from +2°C to +10°C, factory preset at +4°C
- Remote alarm contacts
- Continuous product temperature display
- 3 sensor system, 2 product, 1 air
- Power supply switch
- 2 to 10 volt DC output for product temperature (selectable to air temperature)
- Password protection- set-points and factory settings
- 100 event alarm logging
- Integrated Hi/Lo product temperature alarm test
- Digital calibration air and product
- Real time clock with date and time display
- Adjustable alarm beep or constant on (key pad selectable)
- Alarm volume adjustable manually
- Low battery test switch with buzzer
- Fan motor run time monitor
- Defrost heater time monitor
- Condenser/compressor run time monitor
- Sensor failure alarm
- Exterior cabinet front, sides and back are painted white
- Exterior cabinet top and bottom are galvanized steel
- Interior cabinet liner is painted white
- Cabinet is foamed-in-place with CFC Free high density polyurethane foam insulation
- Glass doors, full size, double pane
- Self closing glass doors with hold open feature
- Key door lock(s) (2 keys)
- Four casters (2 locking)
- 3 coated wire shelves per door section
- Interior light, switch activated
- Air cooled condensing unit
- Top mounted forced air refrigeration system
- Automatic defrost and condensate evaporation
- Sensor access port, 1" diameter
- Warranties: 24 month parts and labor, 5 year compressor (US and Canada) 18 months parts (International)
- UL/CUL listed

#### Optional Features:

- Extra shelf
- (6") legs in lieu of casters
- Stainless steel interior
- Stainless steel exterior
- Temperature chart recorder with chart paper
- Internal electrical outlet
- Access port 2" sleeve with cover
- Sensor access port 1" diameter
- 4-20ma output for product temperature (selectable to air temperature)
- RS-485 digital communications port (MODBUS-RTU)
- Ethernet 10 baseT (HTTP) control monitoring web card
- Seismic mounting kit
- Export crating



N SSR502WWG/

NORLAKE<sup>®</sup> SCIENTIFIC

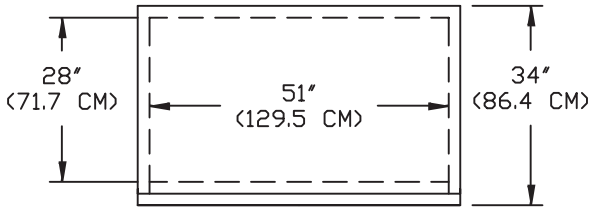


Committed to our environment

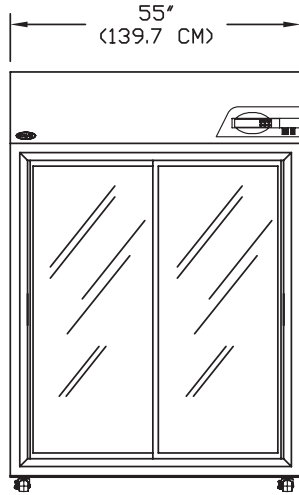


Nor-Lake, Inc.  
Registered to ISO 9001:2008  
File No. 10001816

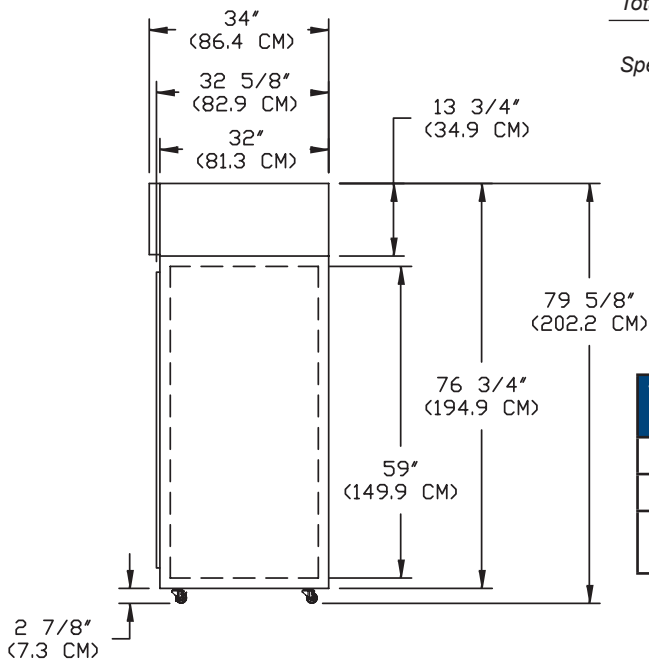
NOR-LAKE SCIENTIFIC  
A Division of  
NOR-LAKE, INCORPORATED  
727 Second Street  
P.O. Box 248  
Hudson, Wisconsin 54016  
800-477-5253  
715-386-2323  
800-388-5253 PARTS  
715-386-4290 FAX  
www.norlakescientific.com



**TOP**  
NSSR502WWG/



**FRONT**  
NSSR502WWG/



**SIDE**  
NSSR502WWG/

**SPECIFICATIONS**

Models	NSSR502WWG/0	NSSR502WWG/4	NSSR502WWG/5
Crated Weight (lbs) (kg)	711 (323)	711 (323)	711 (323)
Crated Height (in) (cm)	84-1/8 (208)	84-1/8 (208)	84-1/8 (208)
Crated Width (in) (cm)	59 (150)	59 (150)	59 (150)
Crated Depth (in) (cm)	41 (104)	41 (104)	41 (104)
Interior Height (in) (cm)	59 (149)	59 (149)	59 (149)
Interior Width (in) (cm)	51 (129)	51 (129)	51 (129)
Interior Depth (in) (cm)	28 (71)	28 (71)	28 (71)
Overall Height* (in) (cm)	79-5/8 (202)	79-5/8 (202)	79-5/8 (202)
Overall Width (in) (cm)	55 (139)	55 (139)	55 (139)
Overall Depth (in) (cm)	34 (86)	34 (86)	34 (86)
Gross Cubage (CuFt) (L)	48.8 (1380)	48.8 (1380)	48.8 (1380)
Glass Area (SqFt) (Sqm)	17.47 (1.6)	17.47 (1.6)	17.47 (1.6)
Shelf Area (SqFt) (Sqm)	26 (2.4)	26 (2.4)	26 (2.4)
Number of Shelves	6	6	6
Number of Casters	4	4	4
Condensing Unit Size	1/3 HP	1/3 HP	1/3 HP
Refrigerant	R-134a	R-134a	R-134a
Electrical Characteristics	115/60/1	208-230/60/1	230/50/1
Cord & Plug Furnished	Yes	Yes	No
Total Amp Draw	10.7	Consult Factory	5.1

Specifications subject to change without notice.

Voltage Model Suffix Code	Voltage Description	NEMA Plug	NEMA Receptacle
/0	115V, 1PH, 60HZ	5-15P	5-15R
/4	208/230, 1PH, 60HZ	6-15P	6-15R
/5	230V, 1PH, 50HZ	Power Inlet (IEC 60320) Module	Cord Supplied Locally



Revision Date: 11/13  
©2013 NOR-LAKE, INC.  
Printed in the U.S.A.  
Part Number: 143231

