

Full Line
2014-2015



PROFESSIONAL
LAWN APPLICATION
EQUIPMENT





LEADERS FROM THE START

MILESTONES

1977

- Establishes full-service lawn maintenance and grounds care company

1993

- Develops FIRST low profile spreader design with poly-constructed hopper

1997

- Establishes TrynEx International
- Establishes SnowEx and SweepEx brands
- Introduces patented motor/transmission drive system for spreaders

2002

- Begins manufacturing spreaders for Lesco Corporation



The founders of TurfEx got their start

as owners of an innovative full-service lawn maintenance and grounds care company. Through this experience, they discovered the need for precise, low-maintenance application equipment, and the TurfEx brand was born. Ever since, we've been committed to the industry by continually developing productive equipment that's designed to make green industry professionals more money.

Why TurfEx? Just as green industry

professionals are committed to providing quality service to their customers, TrynEx International is committed to developing unique solutions through the TurfEx product line. We uphold our commitment through innovation, integrity and leadership. And we're proud to offer some of the most productive equipment on the market.

2009

- Establishes TurfEx brand

2011

- Relocates to a new world headquarters in Madison Heights, MI
- Develops and launches the RS7200 Spread-N-Spray

2013

- TrynEx acquired by Douglas Dynamics
- Debuts Professional and Commercial Series product lines

2014

- Launches RS7200E Spread-N-Spray equipped with an electric spray pump

WHY TurfEx?

INNOVATION

We're bringing change to the green industry with new features designed to make you more productive. For instance, all TurfEx spreaders come with customized calibration charts to help achieve exact application rates. These charts were developed after extensive testing using TurfEx's most accurate material feed systems in the industry. We've introduced many innovations like this to the industry...and we're just getting started.

Setting	Pounds per Minute
6	6.8
7	9.88
8	12.96
9	16.04
10	19.12
11	22.2
12	25.16
13	28.12
14	31.08
15	34.04
16	37

VERSATILITY

We've developed a full line of application equipment to meet many needs. We also offer plenty of mounts and accessories to attach some of our products to a wide variety of service vehicles. It's all designed to help you make the most of your equipment dollars.



Worldwide Servicing Dealer Network





Advanced Manufacturing



ENVIRONMENTAL RESPONSIBILITY

All TurfEx products are designed with the environment in mind. Many of them are completely electric-powered or ground driven, eliminating emissions altogether. Even more, our equipment is designed for precise application, so you don't waste any material, which could be harmful to the environment.



DEPENDABILITY

TurfEx equipment is not built for downtime. We're committed to offering the most productive products on the market that work well and last a long time. Our equipment is simple, providing long service lives and requiring minimal maintenance. And, of course, it's all backed by an industry-leading two-year limited warranty.



RIDE-ON SPREADER/SPRAYER




RS7200

SPREAD-N-SPRAY

The RS7200 has exactly what green industry professionals want in a spreader/sprayer: light weight, low center of gravity, compact design, high capacity and low maintenance. It all adds up to be the most productive and efficient unit on the market, and it's backed by an industry leading 2-year warranty.

MODEL	CAPACITY
RS7200 Hopper Tank	3 cu. ft. 17 gal.





1. Balanced 17-gallon capacity integrated tank system with single rapid-fill port
2. Two broadcast and two trim nozzles standard allowing for varying material flow.*
3. Anti-fatigue mat

Like all other TurfEx products, the RS7200 is designed to make more money. It's quick and agile, so you can cover more acres per hour. It requires low maintenance to give you more hours in the day. And it's designed for easy calibration, so you don't waste any material.



FEATURES

- Corrosion-resistant design with low maintenance requirements
- High granular and liquid capacities
- Precise application for reduced material waste
- Balanced design for safe, easy handling
- Easy to use hand operated side deflector lever
- Convenient locking spray handle for continuous application
- Dual braking with hand-operated front brake and foot-controlled sulky brake

*Additional nozzle kits available

RIDE-ON ELECTRIC SPREADER/SPRAYER



RS7200E


ELECTRIC SPREAD-N-SPRAY

The fully featured RS7200E is the height of efficiency. With its new electric spray pump, the unit allows you to pre-set the pressure settings, and it gives you greater application rates. The electric pump also powers a spot-spraying wand for unmatched productivity.

MODEL	CAPACITY
RS7200E Hopper Tank	3 cu. ft. 17 gal.



1. Convenient electric start and quick switch between spray modes
2. Standard stainless steel bumpers provide protection during transport and quick attachment of optional 20-foot boom
3. Pressure gauge
4. Vented cap with level indicator on liquid tanks
5. Electric pump with easy access pressure regulator and in-line filter
6. Spray wand with 10-foot hose



FEATURES

- Electric spray diaphragm pump with 5 GPM at 40 PSI setting
- Electric-start, 7-horsepower Subaru EX210 engine with centrifugal wet clutch and 2:1 gear ratio reduction
- 17-gallon liquid capacity with single rapid-fill port
- Anti-corrosive polyethylene hopper with 150-pound/3-cubic-foot capacity
- Front bumper for enhanced transport protection
- Hand-operated front brake and foot-controlled sulky brake
- Push-button kill switch with lanyard for emergency stops
- Trim and broadcast nozzles for varying material flow from 3 to 11 feet
- 12-inch polyethylene spinner

WALK-BEHIND SPREADERS



1. Material flow adjustment rod (TS65 shown)

2. Material deflector (TS85 shown)

WALK-BEHIND SPREADERS

Professional SERIES

TurfEx is the top choice for walk-behind spreaders. Choose from a line of broadcast and drop spreaders to meet your needs. All models feature a heavy-duty, lightweight design, accurate material flow adjustment and large pneumatic tires.

FEATURES

- Broadcast and drop spreader models
- Large pneumatic tires
- Easy material flow adjustment
- Heavy-duty polyethylene hoppers
- Gusseted durable tubular frame

	MODEL	CAPACITY
A	TS65/TS65SS	75 lbs.
B	TS85/TS85SS	120 lbs.
C	TS95	120 lbs.





1. Rate setting control

2. Stainless steel axle and spinner shaft

3. Poly hopper with screen and stainless steel gate



Commercial SERIES

Commercial Series spreaders are a cost-effective solution for professional application of seed and granular materials. They offer corrosion-resistant construction and precise rate adjustment...everything needed to get the job done right.

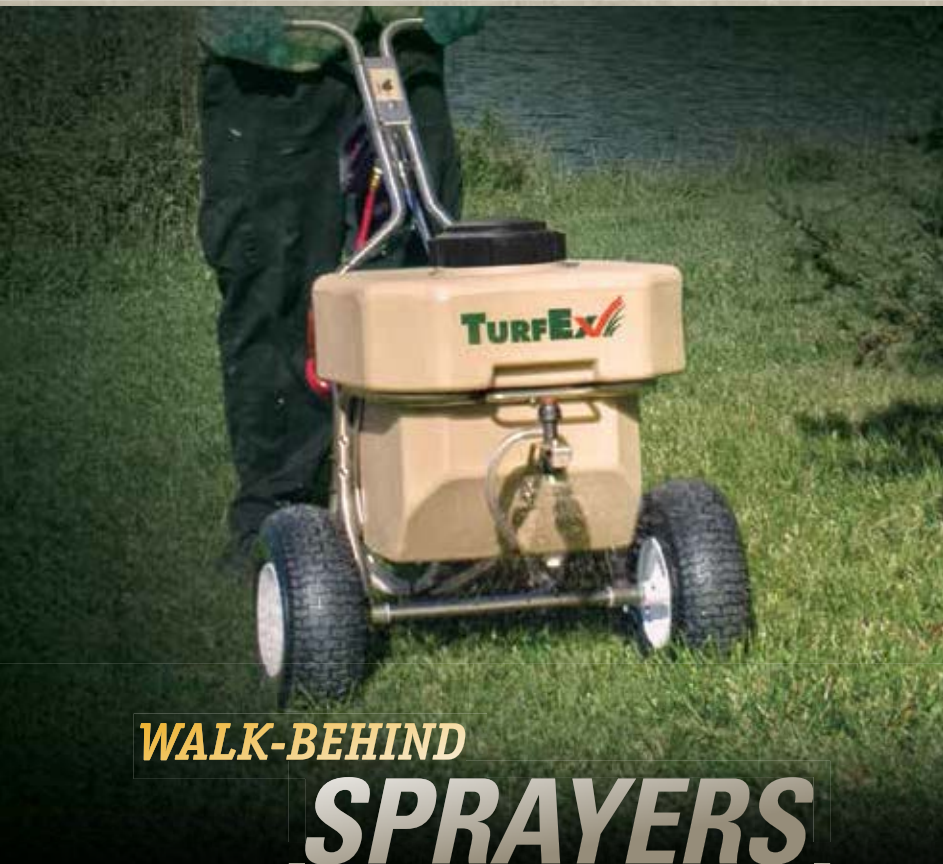
FEATURES

- Spread width up to 12 feet
- Anti-corrosion construction
- 9-inch molded plastic spinner
- Clear poly cover included

	MODEL	CAPACITY
A	TS25	50 lbs.
B	TS45	100 lbs.




WALK-BEHIND SPRAYERS



WALK-BEHIND SPRAYERS

1. Adjustable spray wand on 8 ft. hose
2. Front-mounted adjustable nozzle (TL80/TL80SS)
3. Application selection switch (TL80/TL80SS)



Professional SERIES

TurfEx's TL80 and TL80SS walk-behind sprayers are completely electric powered. Spray up to 96 inches wide through the front boomless nozzle. Or perform spot-spraying applications through the heavy-duty adjustable spray wand. It's a revolutionary alternative to dragging around hundreds of feet of hose, and it's all controlled by the simple flip of a switch.

FEATURES

- Completely electric powered
- Available with powder-coated (TL80) and stainless steel (TL80SS) frames
- Comes standard with two nozzles
- Includes 12-volt rechargeable battery
- Sprays approximately 120 gallons per charge

MODEL	CAPACITY
TL80/TL80SS	12.0 gal.



PORTABLE SPRAYERS



PORTABLE SPRAYERS



1.

1. Adjustable and flat-fan nozzles included
2. 3-in-1 tool acts as spray shield, funnel and debris filter (TL20)
3. Ergonomic pump design with large pressure chamber for long spray times (TL40D)



2.



3.

Commercial SERIES

Liquid applications are made easy with the Commercial Series handheld and backpack sprayers. That's because they offer lightweight, ergonomic designs for spraying fertilizers, herbicides, insecticides and pesticides. Plus, they feature durable polymer construction with Viton® seals and O-rings for long pump life, even when dealing with corrosive chemicals.

FEATURES

- Viton® seals and O-rings
- 54-inch reinforced hose
- Comes with adjustable and flat-fan nozzles
- 3-in-1 accessory tool (TL20)
- Lightweight design
- Ergonomic hand pump design (TL40D)

	MODEL	CAPACITY
A	TL20	2.0 gal.
B	TL40D	4.0 gal.



A



B

ZERO-TURN MOWER ATTACHMENTS*



BROADCAST

SPREADER

Flex Hitch Action!

Allows floating over low spots and eliminates gouging over high areas.

Turn your zero into a hero with zero-turn mower attachments from TurfEx. Spread seed and fertilizer with the electric-powered TS200 spreader. Take on a variety of spraying jobs with the US250. Or perform dethatching, sweeping and grooming applications with the Thatch, Groom 'N' Sweep Package, which comes with interchangeable bristle and tine attachments, available in 48- and 60-inch widths.

FEATURES

- Polyethylene construction (*TS200 and US250*)
- Available Flex Hitch for Thatch, Groom 'N' Sweep Package
- Available leaf pusher attachment for Thatch, Groom 'N' Sweep Package
- Adjustable spray wand on a 25-foot hose (*US250*)



Thatch,



Groom,




'N' Sweep



**SPOT
SPRAYERS**

MODEL	CAPACITY
TS200	2.0 cu. ft.
US250	25 gal.

MODEL	WIDTH
MT480	48 in.
MT600	60 in.
MT600T	60 in.
TLP060 [†]	60 in.



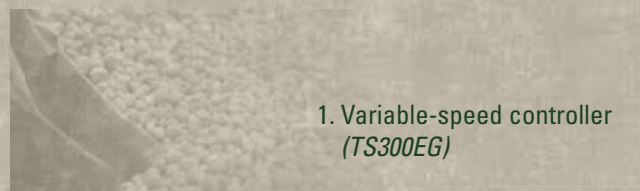
*Requires zero-turn mower mount (ZTR-300 series), sold separately.
[†] Sold separately. Only compatible with MT600.

EQUIPMENT-MOUNTED SPREADERS



SPREADER

ATTACHMENTS



1. Variable-speed controller (TS300EG)



TurfEx's spreader attachments come in a variety of sizes and styles. Choose between electric and PTO drives for spreading seed, fertilizer, pesticide and herbicide.

FEATURES

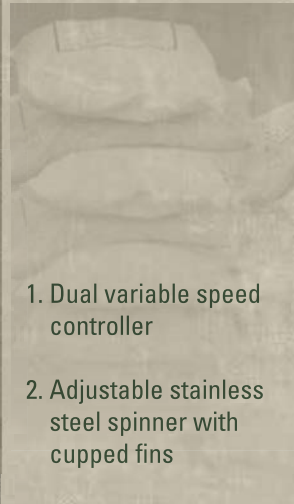
- Available with electric (TS300, TS300EG) or PTO (TS700P, TS1200P) drives
- Anti-corrosive polyethylene hoppers
- Available electric-controlled flow gate (TS300EG)
- Adjustable stainless steel spinner
- 3-point hitch standard (TS700P, TS1200P)
- 2-inch receiver standard (TS300, TS300EG)
- Capacities from 3 to 12 cubic feet
- Fitted hopper cover

	MODEL	CAPACITY
A	TS300EG	3.0 cu. ft.
	TS300	3.0 cu. ft.
B	TS700P	7.0 cu. ft.
	TS1200P	12.0 cu. ft.





**BULK MATERIAL
SPREADERS**



1. Dual variable speed controller
2. Adjustable stainless steel spinner with cupped fins

1.



2.



The MS2000 is designed to mount in the bed of utility vehicles and work trucks. This versatile unit features an integral auger tube for accurately calibrating the flow of all materials, from fertilizer to topdressing sand. Plus, it comes with a dual variable speed controller with digital readout for precise application and easy operation.

FEATURES

- Completely electric powered
- Quick-connect spinner assembly
- Up to 30-foot spread width
- Fitted topscreen, fitted hopper cover and vibrator
- Integral auger tube for calibration of fertilizer

MODEL	CAPACITY
MS2000	11.0 cu. ft.



TOW-BEHIND SPREADERS



GROUND-DRIVE SPREADER



1. Adjustable cupped spinner
2. Ground drive
3. Calibration key

The TS1200GR spreader offers the simplicity and reliability of a ground drive. The versatile hitching system allows it to be towed with any vehicle available, and it can be precisely calibrated for spreading seed, fertilizer or any other granular material. The TS1200GR also comes with a 10-foot cable for opening and closing the flow gate with positive lock feature.

FEATURES

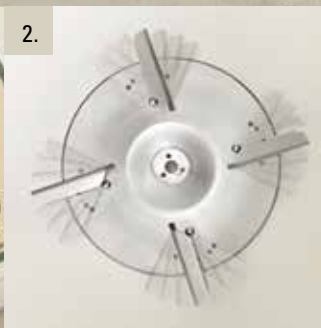

- Reliable ground drive
- Adjustable stainless steel spinner
- Large pneumatic tires
- Up to 30-foot spread width

MODEL	CAPACITY
TS1200GR	12 cu. ft.





BULK MATERIAL SPREADERS



1. Independent auger/ spinner controls
2. Stainless steel spinner with adjustable cups
3. Tilting spinner assembly

The electric-powered MS450 topdresser features the latest technologies for precision application. This includes an auger feed system, automated flow gate, adjustable spinner and dual variable speed controller with digital readout. Thanks to its lightweight polyethylene hopper and high flotation, it has a lower psi footprint.

FEATURES

- Completely electric powered
- Integral auger for spreading topdressing sand, lime and other bulk materials
- Anti-corrosive polyethylene hopper
- Up to 30-foot spread width

MODEL	CAPACITY
MS4500	1.4 cu. yd.



EQUIPMENT-MOUNTED SPRAYERS



1. Heavy-duty spray wand
2. 50-foot hose (US1000/US500)
25-foot hose (US250)
3. Filtering system

The US250, US500 and US1000 spot sprayers are the **perfect complement** to any turf maintenance program. These skid-mounted units are electric-powered and lightweight for use on a variety of equipment. Plus, the adjustable spray wand features an extra long hose, offering plenty of flexibility.

FEATURES

- Completely electric powered
- Heavy-duty polyethylene tank
- Optional wheel kit available (US500)
- 2-gpm pump
- Skid mounted
- Bypass agitation

	MODEL	CAPACITY
A	US1000	100 gal.
B	US500	50 gal.
C	US250	25 gal.





**PRODUCT STORAGE
BOXES**




TurfEx completes its line of equipment with a perfect storage solution. These heavy-duty storage bins are ideal for many uses, making them a perfect and safe addition to any operation.

FEATURES

- Heavy-duty polyethylene construction
- Ideal for a wide variety of personal and professional uses

	MODEL	CAPACITY
A	TB100	10 cu. ft.
B	TB50	5 cu. ft.



SPECIFICATIONS



RS7200/RS7200E



MS4500



MS2000



TS1200GR



TS1200P/TS700P



TS300/TS300EG



TS95



TS85/TS85SS



TS65/TS65SS

Weight (Empty)	415 lbs. (188.3 kg) 465 lbs. (210.9 kg)	955 lbs. (433.2 kg)	280 lbs. (127.0 kg)	180 lbs. (81.7 kg)	120 lbs. (54.4 kg) 112 lbs. (50.8 kg)	65 lbs. (29.5 kg) 75 lbs. (34 kg)	55 lbs. (24.9 kg)	42 lbs. (19.1 kg)	25 lbs. (11.3 kg)
Overall Length	60 in. (152.5 cm)	89.5 in. (227.3 cm)	64 in. (163.0 cm)	30 in. (76.2 cm)	30 in. (76.2 cm) 26 in. (66 cm)	22 in. (55.9 cm)	48 in. (121.9 cm)	52 in. (132.1 cm)	50 in. (127.0 cm)
Overall Height	55 in. (139.7 cm)	34 in. (86.4 cm)	27 in. (68.6 cm)	30 in. (76.2 cm)	30 in. (76.2 cm) 29 in. (73.4 cm)	30 in. (76.2 cm)	36 in. (91.4 cm)	33 in. (83.8 cm)	28 in. (71.1 cm)
Overall Width	35.5 in. (91.4 cm)	49 in. (124.5 cm)	48.5 in. (123.2 cm)	44 in. (111.8 cm)	44 in. (111.8 cm) 35 in. (88.9 cm)	30 in. (76.2 cm)	38.25 in. (97.2 cm)	29 in. (73.7 cm)	26 in. (66.0 cm)
Capacity	3 cu. ft. or 150 lbs. (68.0 kg) 17 gal. (64.4 L)	1.4 cu. yd. (1.1 cu. m)	11 cu. ft. (0.31 cu. m)	12 cu. ft. (0.34 cu. m)	12 cu. ft. (0.34 cu. m) 7 cu. ft. (0.2 cu. m)	3 cu. ft. (0.1 cu. m)	120 lbs. (54.4 kg)	120 lbs. (54.4 kg)	75 lbs. (34.0 kg)
Spreading Width	Up to 11 ft. (3.4 m)	Up to 30 ft. (9.1 m)				Up to 20 ft. (6.1 m)	28 in. (71.1 cm)	Up to 12 ft. (3.7 m)	
Spraying Width	Adjustable nozzle - up to 11 ft. (3.4 m) Adjustable spray wand* <i>See additional boom options below</i>	N/A	N/A	N/A	N/A	N/A	N/A	N/A	N/A
Spreading/Spraying Material	<i>Visit www.turfexproducts.com/materials for more information.</i>								
Frame	Stainless steel	Heavy duty steel with electrostatic powder coated finish				Powder coated steel	Powder coated steel or stainless steel		
Hopper	Anti-corrosive polyethylene								
Spinner	12 in. (30.5 cm) polyethylene	17 in. (43.2 cm) adjustable stainless steel spinner with cupped fins	12 in. (30.5 cm) adjustable stainless steel spinner with cupped fins			10 in. (25.4 cm) adjustable stainless steel spinner	N/A	10 in. (25.4 cm) molded plastic spinner	
Standard Equipment	Fitted top screen, fitted hopper cover	Fitted top screen, fitted hopper cover, vibrator	Fitted top screen, fitted hopper cover, vibrator	Fitted hopper cover		Fitted hopper cover, side deflector	Fitted hopper cover	Fitted top screen, fitted hopper cover and side deflector	Fitted top screen, fitted hopper cover

*RS7200E only. **Specifications subject to change without prior notice.

MOUNTS & HITCHES COMPATIBILITY



Drop Utility Mount
DRM-175
TS300, TS300EG



Manual Lift Hitch
LHM-020
MT480, MT600, MT600T, TLP060



Trailer Mount Kit
TLR-175
TS300, TS300EG



3-Point Mount
TPM-175
TS300, TS300EG



Utility Mount
UTM-175
TS300, TS300EG



Heavy-Duty Mower Mount*
ZTR-300
MT480, MT600, MT600T, TLP060, TS200, US250



Kubota Mount
KMT-175
Kubota RTV-X900, RTV-X1100C & RTV-X1120D models

*Additional mower mounting options available. Check with your dealer or visit our website for compatibility.

TS25/TS45	TL80/TL80SS	TL20/TL40D	US1000	US500	US250	TS200	MT480/MT600	MT600T	TLP060
20 lbs. (9.1 kg) 21 lbs. (9.5 kg)	60 lbs. (27.2 kg)	3 lbs. (1.4 kg) 12 lbs. (5.4 kg)	130 lbs. (59 kg)	100 lbs. (45.3 kg)	65 lbs. (29.5 kg)	48 lbs. (21.8 kg)	55 lbs. (24.9 kg) 65 lbs. (29.5 kg)	65 lbs. (29.5 kg)	32 lbs. (14.5 kg)
43 in. (109.2 cm)	48 in. (121.9 cm)	7 in. (17.8 cm) 8 in. (20.3 cm)	55 in. (139.7 cm)	58 in. (147.3 cm)	24 in. (61 cm)	19 in. (48.3 cm)	2.75 in. (7 cm)		18 in. (45.7 cm)
35 in. (88.9 cm) 35.5 in. (90.2 cm)	31 in. (78.7 cm) resting position 40 in. (101.6 cm) working position	22 in. (55.9 cm) 21 in. (53.3 cm)	30 in. (76.2 cm)	18 in. (45.7 cm)	28 in. (71.1 cm)		9 in. (22.9 cm)		27 in. (68.6 cm)
24 in. (61 cm)	28 in. (71.12 cm)	7 in. (17.8 cm) 15.5 in. (39.4 cm)	31 in. (78.7 cm)	24 in. (61 cm)	N/A	26 in. (66 cm)	48 in. (121.9 cm) 60 in. (152.4 cm)	60 in. (152.4 cm)	
50 lbs. (22.6 kg) 100 lbs. (45.4 kg)	12 gal. (45.4 L)	2 gal. (7.6 L) 4 gal. (15.1)	100 gal. (378.5 L)	50 gal. (189.3 L)	25 gal. (94.6 L)	2.0 cu. ft. (0.06 cu. m)	N/A	N/A	N/A
Up to 12 ft. (3.7 m)	N/A	N/A	N/A	N/A	N/A	Up to 20 ft. (6.1 m)	N/A	N/A	N/A
N/A	Adjustable nozzle - 6 to 8 ft. (1.8 to 2.4 m) Adjustable spray wand	Adjustable spray wand			Adjustable spray wand <i>See additional boom options below</i>	N/A	N/A	N/A	N/A
<i>Visit www.turfexproducts.com/materials for more information.</i>							N/A	N/A	N/A
Black powder coated steel	Powder coated steel or stainless steel	Powder coated metal TL40D only	Powder coated steel			Heavy-duty steel with electrostatic powder finish	2 rows of bristles/ dethatching tines	2 rows of dethatching tines	N/A
Anti-corrosive polyethylene							N/A	N/A	N/A
9 in. (22.9 cm) molded plastic spinner	N/A	N/A	N/A	N/A	N/A	10 in. (25.4 cm) adjustable stainless steel spinner	N/A	N/A	N/A
Fitted top screen, clear poly cover	8 ft. (2.4 m) hose	4.5 ft. (1.4 m) reinforced hose	50 ft. (15.2 m) hose, 100 ft. (30.5 m) capacity reel		25 ft. (7.6 m) hose	Fitted hopper cover, side deflector	N/A	N/A	N/A

OPTIONS & ACCESSORIES COMPATIBILITY



Wheel Kit
WHK-275
US500



48" Boom
TBA-048
US250



120" Boom
FBA-120
RS7200E only



Boomless Nozzle Kit
TBN-020
US250
Up to 10 ft. (3 m)
spreading width



Broadcast Nozzle Kit
BNK-020
RS7200, RS7200E,
TL80/TL80SS**



Trim Nozzle Kit
TNK-020
RS7200, RS7200E

**Select nozzles compatible with TL80/TL80SS.



Authorized TurfEx Dealer



531 Ajax Drive
Madison Heights, MI 48071
1-866-5TURFEX
www.turfexproducts.com
info@trynexfactory.com



Patents Pending. Specifications subject to change without notice. Images may not reflect dealer inventory and/or unit specifications.
TurfEx is a division of TrynEx International, L.L.C.

©2014 Douglas Dynamics, L.L.C.
All rights reserved.

DD A DIVISION OF DOUGLAS DYNAMICS, L.L.C.

Printed in U.S.A. 12/13

L2000