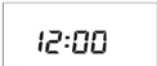






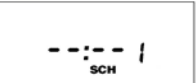

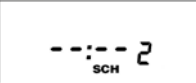

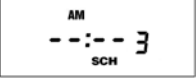

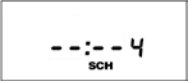


Quick View Programming Screens - DPC201 Series

Screen		Buttons used				
First Time Start-up 	Screen Flashing	MODE				
Set Clock 	Enter current time	HOUR	MIN		ENTER to Save	
Set Date 	Enter today's date	MONTH	DATE	YEAR		ENTER to Save
Daylight Savings Preset to ON 	Accept or remove	MODE TO BYPASS	or	DEL to remove		ENTER to Save
Set Schedule 	Start time on HIGH	HOUR	MIN	EVENT HIGH ON		ENTER to Save
	Time to change to LOW	HOUR	MIN	EVENT LOW ON		ENTER to Save
	Set OFF time	HOUR	MIN	EVENT OFF		ENTER to Save
	Repeat for another cycle	MODE TO LEAVE				
