ABB BALDOR RELIANCE

Customer information packet

EFM3212T

5HP, 3450RPM, 3PH, 60HZ, 182T, 3622M, OPSB, F2
Class - None
Division - Not Applicable

Copyright © All product information within this document is subject to ABB Motors and Mechanical Inc. copyright © protection, unless otherwise noted.
11/5/2026 10:19:18 AM

Specifications

Enclosure	OPSB
Frame	182T
Frame Material	Steel
Frequency	60.00 Hz
Haz Area Class and Group	None
Haz Area Division	Not Applicable
Motor Letter Type	Three Phase
Output @ Frequency	5.000 HP @ 60 HZ
Phase	3
Synchronous Speed @ Frequency	3600 RPM @ 60 HZ
Voltage @ Frequency	460.0 V @ 60 HZ
	230.0 V @ 60 HZ
Agency Approvals	CURUSEEV
	NEMA PREMIUM
	NEMA PREMIUM (OLD LOGO)
Ambient Temperature	40 °C
Auxiliary Box	NO AUXILLARY BOX
Auxiliary Box Lead Termination	None
Base Indicator	Rigid
Bearing Grease Type	Polyrex EM (-20F +300F)
Blower	None
Current @ Voltage	12.800 A @ 208.0 V
	6.000 A @ 460.0 V
	12.000 A @ 230.0 V
Design Code	A
Drip Cover	No Drip Cover
Duty Rating	CONT
Efficiency @ 100% Load	86.5 %
Electrically Isolated Bearing	Not Electrically Isolated
Feedback Device	NO FEEDBACK
Front Face Code	Standard
Front Shaft Indicator	None

Part Detail

Revision	T
Type	AC
Mech. spec.	36B106
Base	
Status	PRD/A
Elec. spec.	36WGS040
Layout	36LYB106
Eff. date	03-27-2026
CD Diagram	CD0005
Poles	02
Leads	9#16
Proprietary	False
Created date	04-22-2013

Heater Indicator	No Heater
High Voltage Full Load Amps	6.0 a
Insulation Class	F
Inverter Code	Inverter Ready
KVA Code	K
Lifting Lugs	No Lifting Lugs
Locked Bearing Indicator	No Locked Bearing
Motor Lead Exit	Ko Box
Motor Lead Quantity/Wire Size	9 @ 16 AWG
Motor Lead Termination	Flying Leads
Motor Standards	NEMA
Motor Type	3622M
Mounting Arrangement	F2
Number of Poles	2
Overall Length	13.62 IN
Power Factor	91
Product Family	General Purpose
Pulley End Bearing Type	Ball
Pulley Face Code	Standard
Pulley Shaft Indicator	Standard
Rodent Screen	None
RoHS Status	ROHS COMPLIANT
Service Factor	1.15
Shaft Diameter	1.125 IN
Shaft Extension Location	Pulley End
Shaft Ground Indicator	No Shaft Grounding
Shaft Rotation	Reversible
Shaft Slinger Indicator	No Slinger
Speed	3450 rpm
Speed Code	Single Speed
Starting Method	Direct on line
Thermal Device - Bearing	None
Thermal Device - Winding	None
Vibration Sensor Indicator	No Vibration Sensor

Winding Thermal 1	None
Winding Thermal 2	None

Nameplate

NP3553L									
CAT.NO.	EFM3212T								
SPEC	36B106S040G1								
HP	5								
VOLTS	230/460								
AMPS	12/6								
RPM	3450								
FRAME	182T	**HZ**	60				**PH**	3	
SF	1.15	**CODE**	K	**DES**	A	**CLASS**		F	
NEMA NOM. EFF	86.5	**PF**	91						
RATING	40C AMB-CONT								
CC	010A								
ENCL	OPSB	**SER**							
DE	6206	**ODE**	6205						
VPWM INVERTER READY									
CT30-60(2:1) VT3-60(20:1)									

AC Induction Motor Performance Data
Record # 53354
Typical performance - not guaranteed values

Winding: 36WGS040-R014	**Type:** 3622M	**Enclosure:** OPSB

Nameplate Data				**460 V, 60 Hz: High Voltage Connection**	
Rated Output (HP)			5	**Full Load Torque**	7.66 LB-FT
Volts			230/460	**Start Configuration**	direct on line
Full Load Amps			12/6	**Breakdown Torque**	29.99 LB-FT
R.P.M.			3450	**Pull-up Torque**	17.89 LB-FT
Hz	60	**Phase**	3	**Locked-rotor Torque**	22.24 LB-FT
NEMA Design Code	A	**KVA Code**	K	**Starting Current**	49.63 A
Service Factor (S.F.)			1.15	**No-load Current**	1.99 A
NEMA Nom. Eff.	86.5	**Power Factor**	91	**Line-line Res. @ 25ºC**	3.07 Ω
Rating - Duty			40C AMB-CONT	**Temp. Rise @ Rated Load**	34°C
S.F. Amps				**Temp. Rise @ S.F. Load**	42°C
				Locked-rotor Power Factor	49.2
				Rotor inertia	0.0988 LB-FT2

Load Characteristics 460 V, 60 Hz, 5 HP

% of Rated Load	**25**	**50**	**75**	**100**	**125**	**150**	**S.F.**
Power Factor	61	79	87	90	92	93	92
Efficiency	81.4	86.5	87.6	86.6	85.3	83.5	86.1
Speed	3566	3535	3503	3465	3423	3379	3445
Line amperes	2.5	3.49	4.68	6.06	7.56	9.15	6.91

ABB Motors and Mechanical Inc.

WINDING # 36WGS040

5 HP 3 PH 60 HZ 3450 RPM 460 V 3622M

Typical performance - not guaranteed values.

TORQUES(LB-FT): PO=29.99 PU=17.89 LR=22.24 LRA=49.63

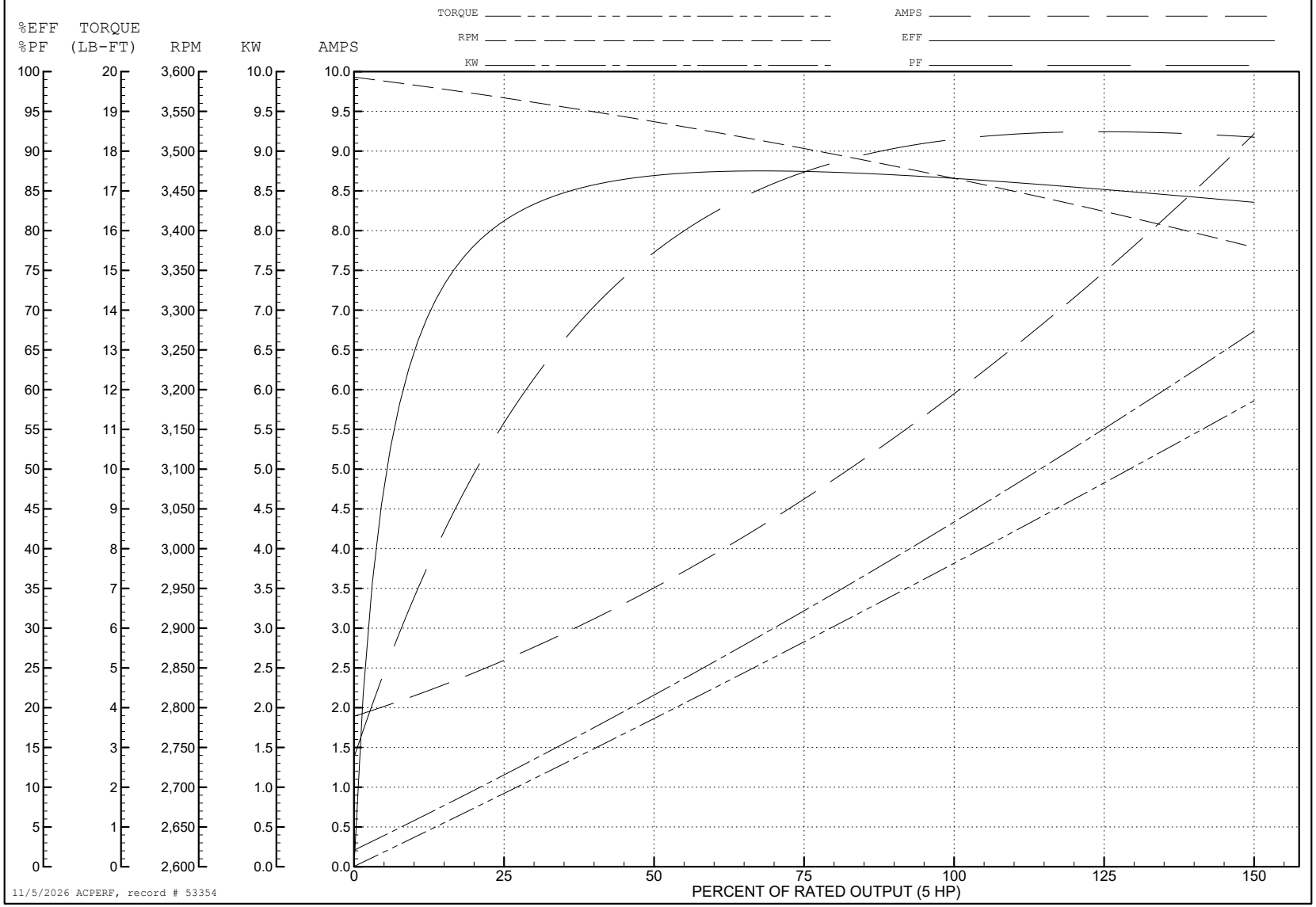

11/5/2026 ACPERF, record # 53354

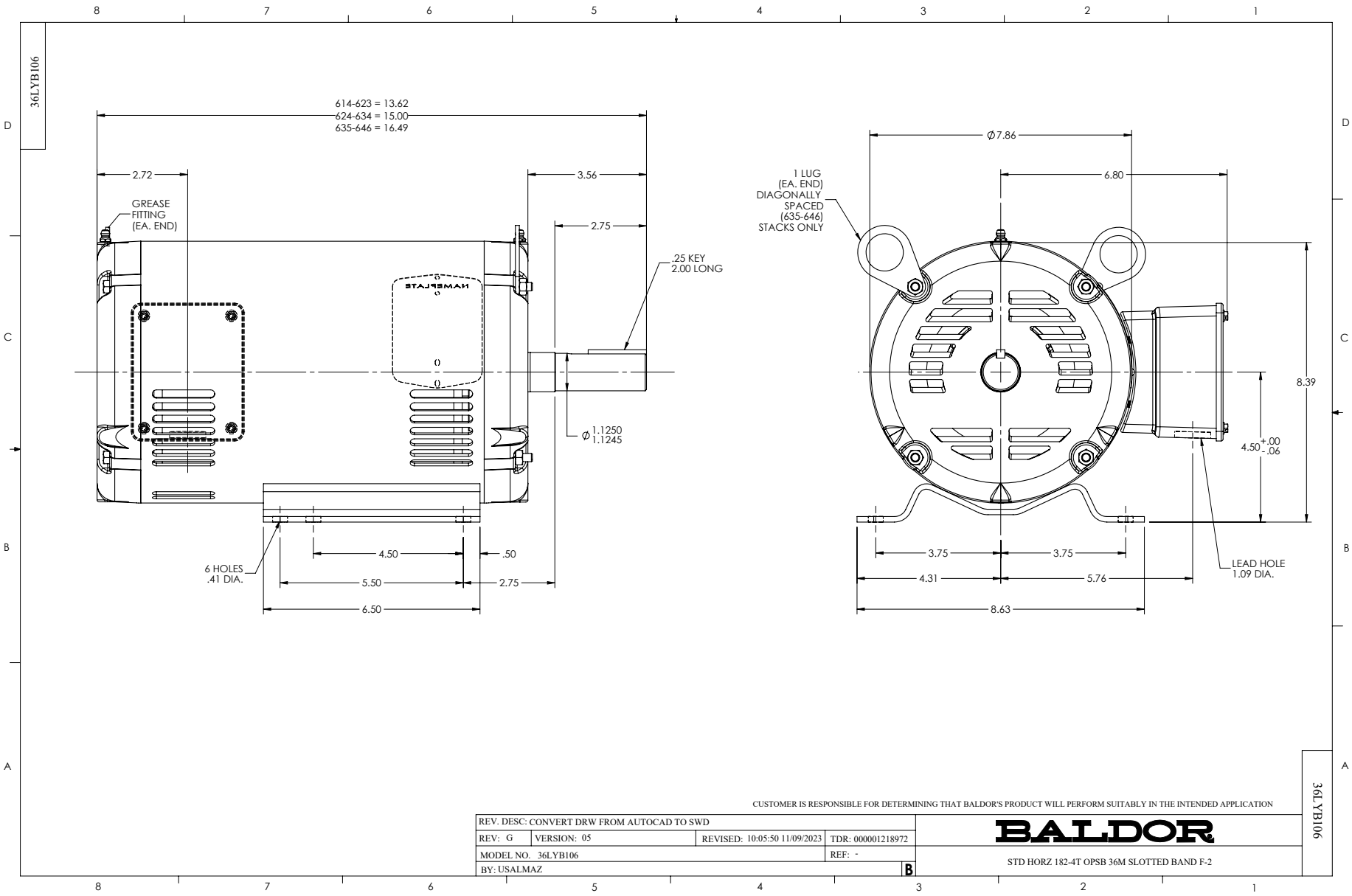
36LYB106
614-623 = 13.62
624-634 = 15.00
635-646 = 16.49
2.72
3.56
2.75
GREASE FITTING (EA. END)
.25 KEY 2.00 LONG
Ø 1.1250 1.1245
6 HOLES .41 DIA.
4.50
.50
5.50
2.75
6.50
Ø7.86
6.80
1 LUG (EA. END) DIAGONALLY SPACED (635-646) STACKS ONLY
8.39
4.50 +.00 -.06
3.75
3.75
4.31
5.76
8.63
LEAD HOLE 1.09 DIA.
CUSTOMER IS RESPONSIBLE FOR DETERMINING THAT BALDOR'S PRODUCT WILL PERFORM SUITABLY IN THE INTENDED APPLICATION
REV. DESC: CONVERT DRW FROM AUTOCAD TO SWD
REV: G
VERSION: 05
REVISED: 10:05:50 11/09/2023
TDR: 000001218972
MODEL NO. 36LYB106
REF: -
BY: USALMAZ
B
BALDOR
STD HORZ 182-4T OPSB 36M SLOTTED BAND F-2
36LYB106

CD0005

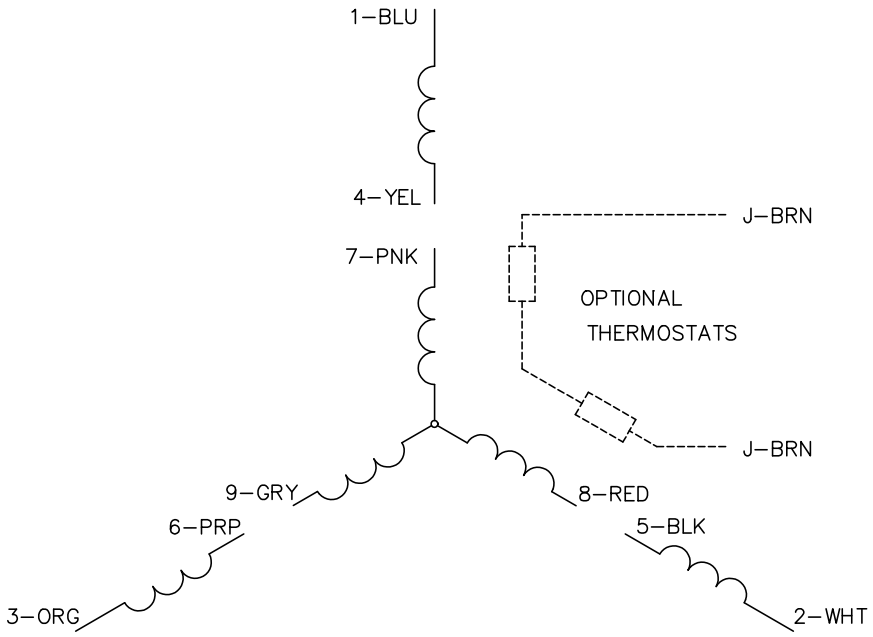

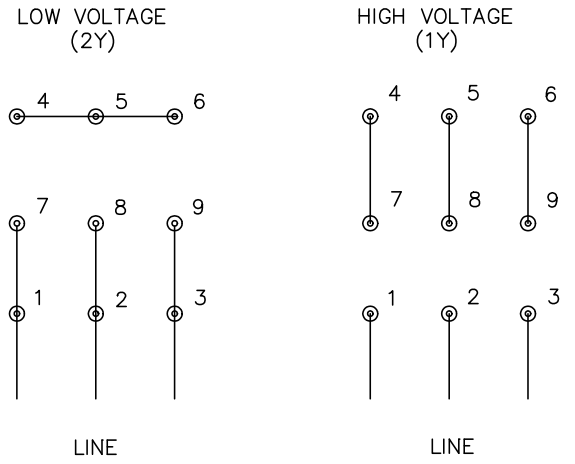

NOTES:

1. INTERCHANGE ANY TWO LINE LEADS TO REVERSE ROTATION.
2. OPTIONAL THERMOSTATS ARE PROVIDED WHEN SPECIFIED.
3. ACTUAL NUMBER OF INTERNAL PARALLEL CIRCUITS MAY BE A MULTIPLE OF THOSE SHOWN ABOVE.
4. LEAD COLORS ARE OPTIONAL. LEADS MUST ALWAYS BE NUMBERED AS SHOWN.

CD0005

REV. DESC: REVISE TO SHOW OPTIONAL COLORS			BALDOR ELECTRIC Co.
REV. LTR: E	BY: JLP	REVISED: 01/19/99 10:15	TDR: 0171435
CD0005		FILE: AAA00005140	MDL: –
		MTL: –	3PH, DV, 9 LEADS