marathon®

General Purpose Motors

Model No: 160MTFC6512
Catalog No: R336A

General Purpose Motor, 20 & 15 HP, 3 Ph, 60 & 50 Hz, 230/460 & 200/400 V, 3600 RPM, 160M Frame, TEFC

©2026 Marathon, All Rights Reserved.

marathon®

Product Information Packet: Model No: 160MTFC6512, Catalog No: R336A General Purpose Motor, 20 & 15 HP, 3 Ph, 60 & 50 Hz, 230/460 & 200/400 V, 3600 RPM, 160M Frame, TEFC

Nameplate Specifications

Phase	**3**	Output HP	**20 & 15 Hp**
Output KW	**14.9 & 11.2 kW**	Voltage	**230/460 & 200/400 V**
Speed	**3545 & 2960 r/min**	Synchronous RPM	**3600 & 3000 r/min**
Service Factor	**1.15 & 1.15**	Frame	**160M**
Enclosure	**Totally Enclosed Fan Cooled**	Thermal Protection	**No Protection**
Efficiency	**91 & 91 %**	Ambient Temperature	**40 °C**
Frequency	**60 & 50 Hz**	Current	**47/23.5 & 41/20.5 A**
Power Factor	**88**	Duty	**Continuous**
Insulation Class	**F**	Design Code	**B**
KVA Code	**G**	Drive End Bearing Size	**6209**
Opp Drive End Bearing Size	**6209**	UL	**No**
CSA	**N**	CE	**Y**
IP Code	**55**	Number of Speeds	**1**

Technical Specifications

Electrical Type	**Squirrel Cage Inverter Rated**	Starting Method	**Part Wdg Start & Wye Start Delta Run Or Inverter**
Poles	**2**	Rotation	**Reversible**
Resistance Main	**0 O**	Mounting	**Rigid Base**
Motor Orientation	**Horizontal**	Drive End Bearing	**Ball**
Opp Drive End Bearing	**Ball**	Frame Material	**Cast Iron**
Shaft Type	**IEC**	Overall Length	**23.62 in**
Shaft Diameter	**1 2/3 in**	Shaft Extension	**4.33 in**
Assembly/Box Mounting	**F3**	Inverter Load	**Constant 10:1**

Drawings

Connection Drawing	**004172.03**	Outline Drawing	**SS622239**

This is an uncontrolled document once printed or downloaded and is subject to change without notice. Date Created: 16/10/2026

Uncontrolled Copy

WYE – DELTA STARTING USEABLE ON 2,4 AND 6 POLE MOTORS.

LOW VOLTAGE CONNECTION

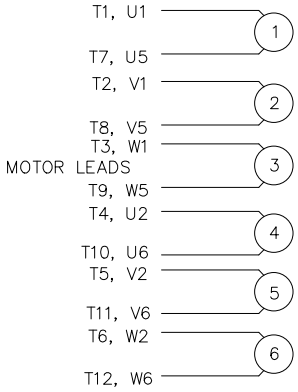

HIGH VOLTAGE CONNECTION

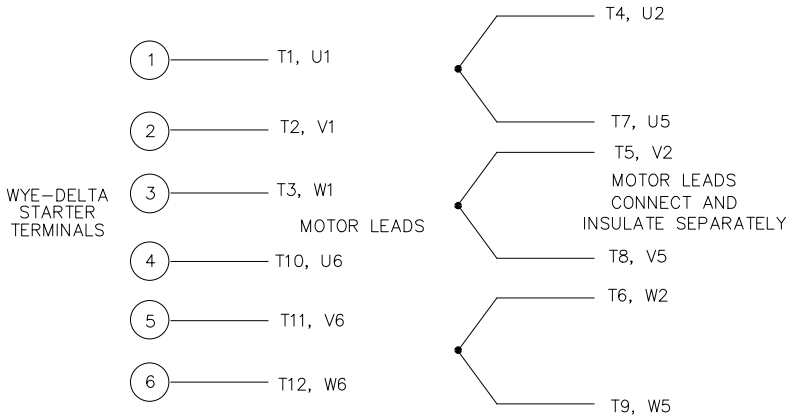

REFER TO THE WYE–DELTA STARTER CONNECTION INSTRUCTIONS FOR PROPER CONNECTION OF POWER LINES TO STARTER.

PART WINDING START USABLE ON 4 & 6 POLE MOTORS
LOW VOLTAGE CONNECTION ONLY

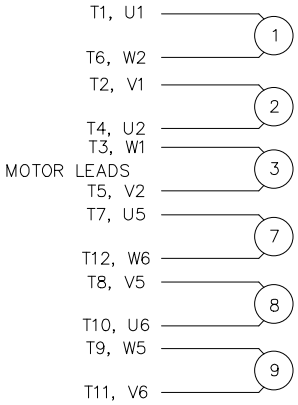

REFER TO THE PART WINDING STARTER INSTRUCTIONS FOR PROPER CONNECTION OF POWER LINES TO STARTER.

REFER TO THE CUTLER – HAMMER OR EQUIV. FOR PROPER SELECTION OF OVERLOAD HEATER COILS.

LINE LEADS

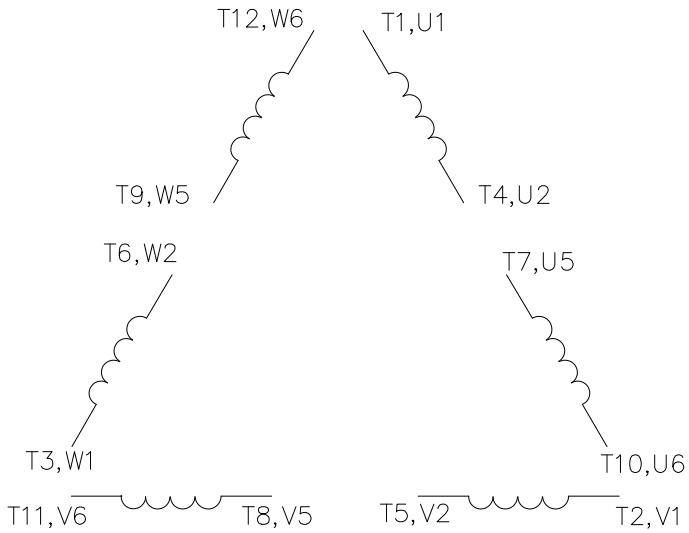

ROTATION CAN BE REVERSED BY INTERCHANGING ANY TWO LINE LEADS

12 LEAD DELTA CONNECTION ACROSS THE LINE START
(FOR Y START DELTA RUN, REMOVE THE JUMPERS)

LOW VOLTAGE
(MUST BE REWIRED AS SHOWN)

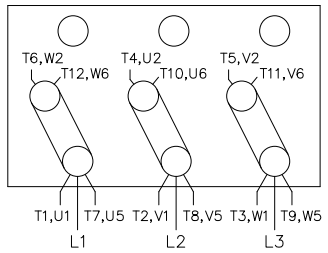

HIGH VOLTAGE
(FACTORY WIRED FOR HIGH VOLTAGE AS SHOWN)

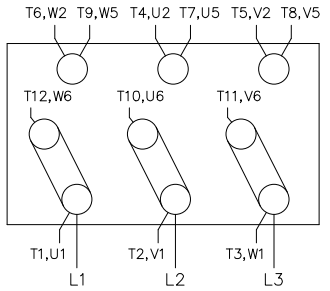

DRAWING REVISION: B	REVISION BY: SV	REV DATE/ © DATE: 08/07/2026	DRAWN BY: NK	marathon™
REQUEST NUMBER: CR-0027273	APPROVED BY: RMS	DATE: 08/07/2026	DATE: 06/28/18	DESCRIPTION: DELTA - WYE CONNECTION DIAGRAM
REQUEST NUMBER DESCRIPTION: DRAWING TITLE BLOCK UPDATED			APPROVED BY: SR	IEC CAST IRON MOTORS
			DATE: 06/28/18	MATERIAL / PROCESS/FINISH
			REFERENCE	
			THIRD ANGLE PROJECTION	SIZE: A / DRAWING NUMBER: 004172-03 / SHEET: 1 OF 1

COPYRIGHT (PER REVISION DATE) MARATHON ELECTRIC, LLC. ALL RIGHTS RESERVED. PROPRIETARY AND CONFIDENTIAL INFORMATION - THIS DOCUMENT IS THE PROPERTY OF MARATHON ELECTRIC, LLC. ("OWNER") AND CONTAINS OWNER'S PROPRIETARY INFORMATION. ANY PERSON, CORPORATION OR OTHER FIRM RECEIVING IT IS DEEMED, BY RECEIVING IT, TO AGREE THAT IT, AND/OR ANY PART OF IT, SHALL NOT BE DISCLOSED TO ANY PERSON, CORPORATION OR OTHER ENTITY, DUPLICATED, AND/OR USED, EXCEPT AS EXPRESSLY APPROVED IN WRITING IN ADVANCE BY OWNER. THIS DOCUMENT SHALL BE RETURNED TO OWNER UPON REQUEST. IT MAY BE SUBJECT TO CERTAIN RESTRICTIONS UNDER APPLICABLE EXPORT CONTROL LAWS AND REGULATIONS.

PRIMARY DIMENSIONS ARE INCH
mm DIMENSIONS IN [BRACKETS]
ARE FOR REFERENCE ONLY