Customer information packet

EJMM3714T

10HP, 1768RPM, 3PH, 60HZ, 215JM, 3750M, TEFC, F
Class - None
Division - Not Applicable

Copyright © All product information within this document is subject to ABB Motors and Mechanical Inc. copyright © protection, unless otherwise noted.
11/5/2026 3:02:22 PM

Specifications

Enclosure	TEFC
Frame	215JM
Frame Material	Steel
Frequency	60.00 Hz
Haz Area Class and Group	None
Haz Area Division	Not Applicable
Motor Letter Type	Three Phase
Output @ Frequency	10.000 HP @ 60 HZ
Phase	3
Synchronous Speed @ Frequency	1800 RPM @ 60 HZ
Voltage @ Frequency	230.0 V @ 60 HZ
	460.0 V @ 60 HZ
Agency Approvals	CURUSEEV
	NEMA PREMIUM
Ambient Temperature	40 °C
Auxiliary Box	NO AUXILLARY BOX
Auxiliary Box Lead Termination	None
Base Indicator	Rigid
Bearing Grease Type	Polyrex EM (-20F +300F)
Blower	None
Current @ Voltage	12.400 A @ 460.0 V
	24.800 A @ 230.0 V
	27.000 A @ 208.0 V
Design Code	A
Drip Cover	No Drip Cover
Duty Rating	CONT
Efficiency @ 100% Load	91.7 %
Electrically Isolated Bearing	Not Electrically Isolated
Feedback Device	NO FEEDBACK
Front Shaft Indicator	None
Heater Indicator	No Heater
High Voltage Full Load Amps	12.4 a

Part Detail

Revision	-
Type	AC
Mech. spec.	37M031
Base	
Status	PRD/A
Elec. spec.	37WGZ711
Layout	37LYM031
Eff. date	11-24-2025
CD Diagram	CD0005
Poles	04
Leads	9#14
Proprietary	False
Created date	11-05-2025

Insulation Class	F
Inverter Code	Inverter Ready
KVA Code	K
Lifting Lugs	Standard Lifting Lugs
Locked Bearing Indicator	Locked Bearing
Motor Lead Quantity/Wire Size	9 @ 14 AWG
Motor Lead Termination	Flying Leads
Motor Standards	NEMA
Motor Type	3750M
Mounting Arrangement	F1
Number of Poles	4
Overall Length	21.63 IN
Power Factor	85
Product Family	General Purpose
Pulley End Bearing Type	Ball
Pulley Face Code	C-Face
Pulley Shaft Indicator	Tapped & Key
Rodent Screen	None
RoHS Status	ROHS COMPLIANT
Service Factor	1.15
Shaft Diameter	0.875 IN
Shaft Ground Indicator	No Shaft Grounding
Shaft Rotation	Reversible
Shaft Slinger Indicator	No Slinger
Speed	1768 rpm
Speed Code	Single Speed
Starting Method	Direct on line
Thermal Device - Bearing	None
Thermal Device - Winding	None
Vibration Sensor Indicator	No Vibration Sensor
Winding Thermal 1	None
Winding Thermal 2	None

Nameplate

NP3441LUA										
CAT.NO.	EJMM3714T									
SPEC	37M031Z711									
HP	10									
VOLTS	230/460									
AMPS	24.8/12.4									
RPM	1768									
FRAME	215JM	**HZ**	60	**PH**	3					
SF	1.15	**CODE**	K	**DES**	A	**CLASS**	F			
NEMA NOM. EFF	91.7	**PF**	85							
RATING	40C AMB-CONT									
CC	010A									
ENCL	TEFC	**SER**								
DE	6309	**ODE**	6206							
VPWM INVERTER READY	SFA 28.2/14.1									
CT6-60H(10:1)VT3-60H(20:1										
	50HZ 10HP 190/380V 29.8/14.9A									SF1.0

AC Induction Motor Performance Data
Record # 115760
Typical performance - not guaranteed values

Winding: 37WGZ711-R001	**Type:** 3750M	**Enclosure:** TEFC

Nameplate Data			**460 V, 60 Hz: High Voltage Connection**	
Rated Output (HP)		10	**Full Load Torque**	29.79 LB-FT
Volts		230/460	**Start Configuration**	direct on line
Full Load Amps		24.8/12.4	**Breakdown Torque**	93.4 LB-FT
R.P.M.		1768	**Pull-up Torque**	44.7 LB-FT
Hz	60 **Phase**	3	**Locked-rotor Torque**	55.5 LB-FT
NEMA Design Code	A **KVA Code**	K	**Starting Current**	90.5 A
Service Factor (S.F.)		1.15	**No-load Current**	5.11 A
NEMA Nom. Eff.	91.7 **Power Factor**	85	**Line-line Res. @ 25ºC**	1.1801 Ω
Rating - Duty		40C AMB-CONT	**Temp. Rise @ Rated Load**	77°C
S.F. Amps		28.2/14.1	**Temp. Rise @ S.F. Load**	108°C
			Locked-rotor Power Factor	37.2

Load Characteristics 460 V, 60 Hz, 10 HP

% of Rated Load	**25**	**50**	**75**	**100**	**125**	**150**	**S.F.**
Power Factor	45	68	78	82	85	85	84
Efficiency	89.9	92.6	92.6	91.8	90.5	88.9	91
Speed	1792.4	1785	1776.3	1767.2	1756.7	1745.2	1756
Line amperes	5.83	7.54	9.79	12.4	15.3	18.6	14.2

ABB Motors and Mechanical Inc.

WINDING # 37WGZ711

10 HP 3 PH 60 HZ 1768 RPM 460 V 3750M

Typical performance - not guaranteed values.

TORQUES(LB-FT): PO=93.4 PU=44.7 LR=55.5 LRA=90.5

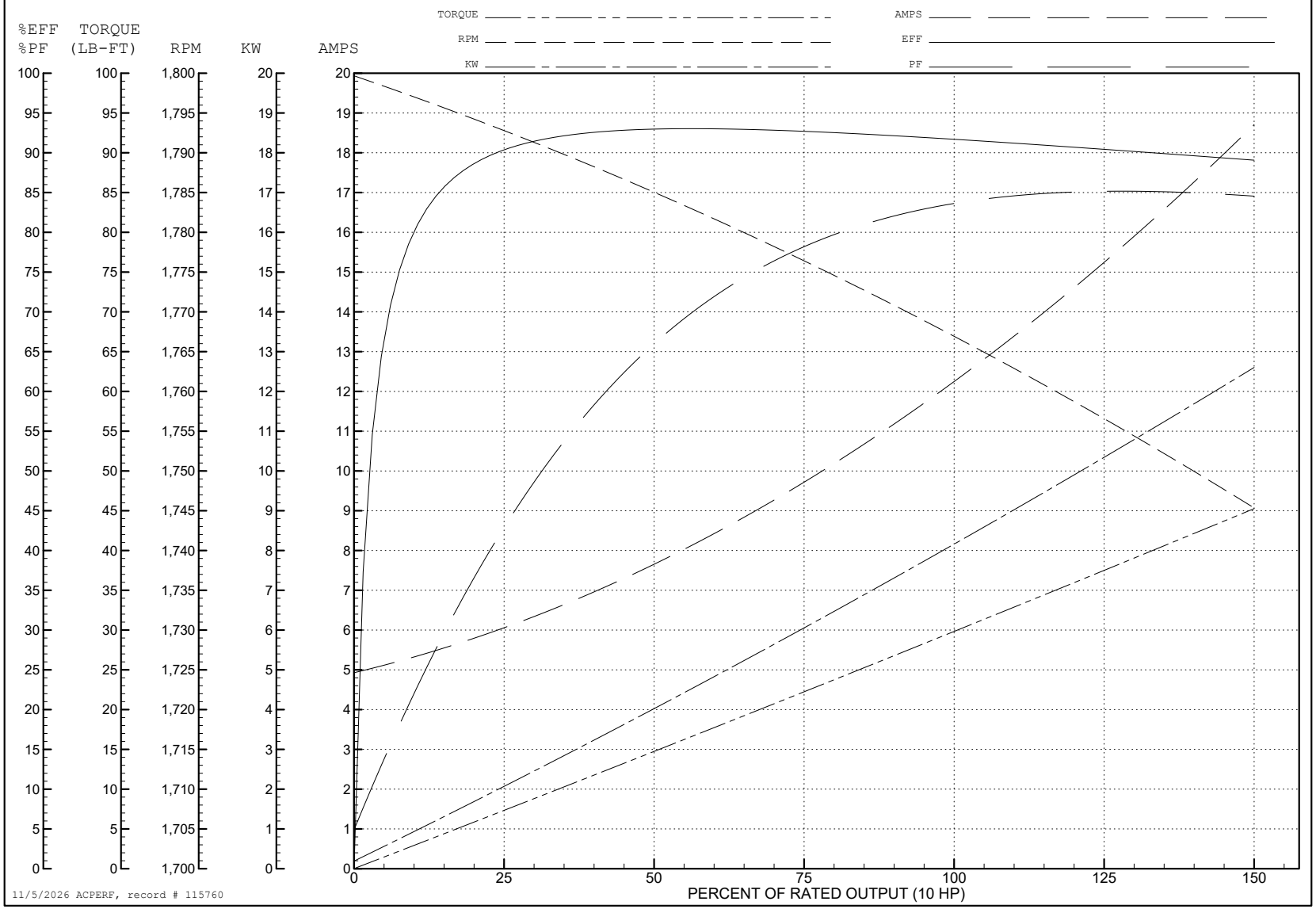

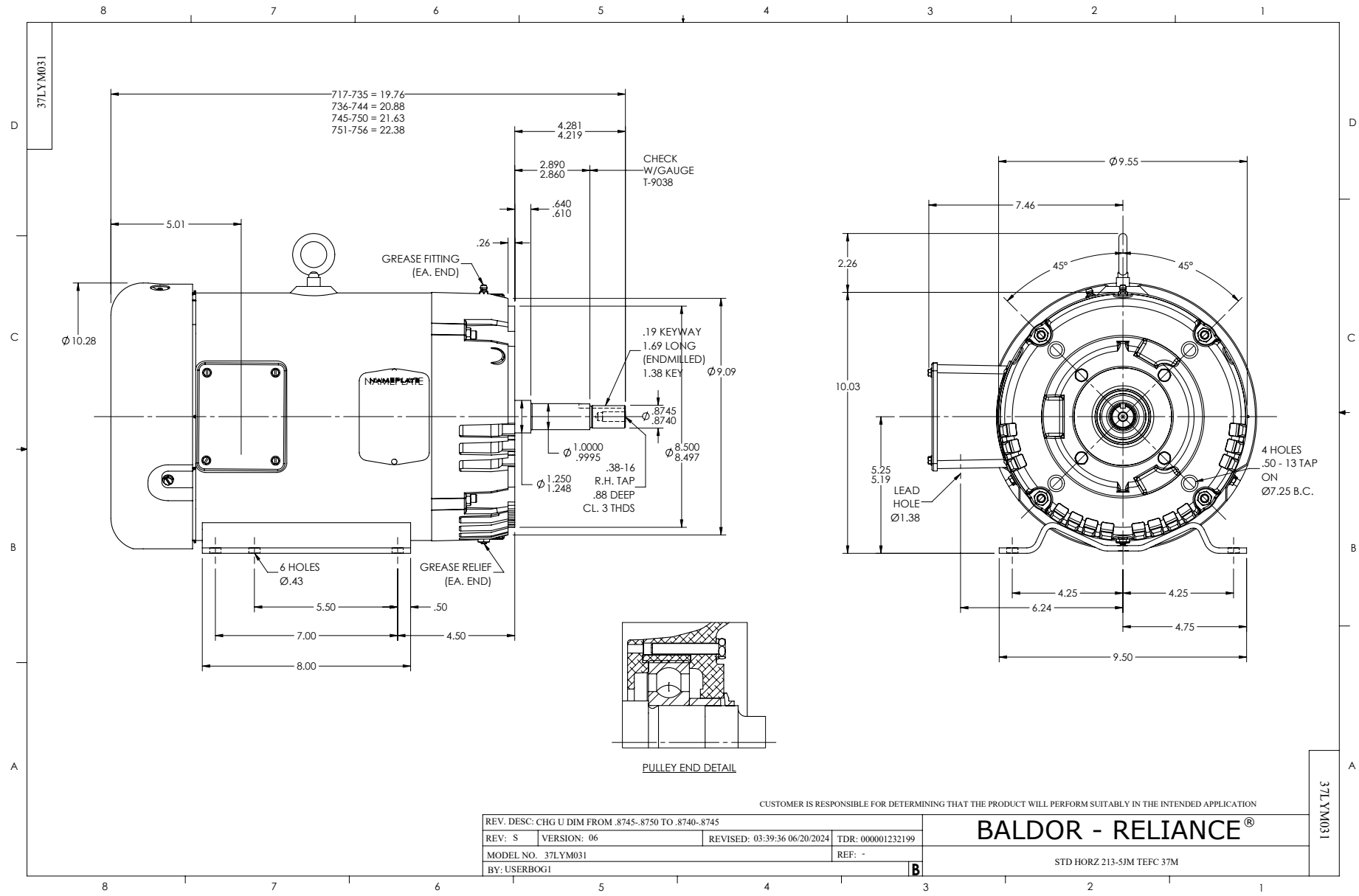
37LYM031
717-735 = 19.76
736-744 = 20.88
745-750 = 21.63
751-756 = 22.38
4.281
4.219
2.890
2.860
CHECK
W/GAUGE
T-9038
.640
.610
5.01
.26
GREASE FITTING
(EA. END)
Ø 10.28
NAMEPLATE
.19 KEYWAY
1.69 LONG
(ENDMILLED)
1.38 KEY
Ø9.09
Ø .8745
.8740
Ø 1.0000
.9995
Ø 1.250
1.248
.38-16
R.H. TAP
.88 DEEP
CL. 3 THDS
Ø 8.500
8.497
6 HOLES
Ø.43
GREASE RELIEF
(EA. END)
5.50
.50
7.00
4.50
8.00
Ø9.55
7.46
2.26
45°
45°
10.03
5.25
5.19
LEAD
HOLE
Ø1.38
4 HOLES
.50 - 13 TAP
ON
Ø7.25 B.C.
4.25
4.25
6.24
4.75
9.50
PULLEY END DETAIL
CUSTOMER IS RESPONSIBLE FOR DETERMINING THAT THE PRODUCT WILL PERFORM SUITABLY IN THE INTENDED APPLICATION
REV. DESC: CHG U DIM FROM .8745-.8750 TO .8740-.8745
REV: S
VERSION: 06
REVISED: 03:39:36 06/20/2024
TDR: 000001232199
MODEL NO. 37LYM031
REF: -
BY: USERBOG1
B
BALDOR - RELIANCE®
STD HORZ 213-5JM TEFC 37M
37LYM031

CD0005

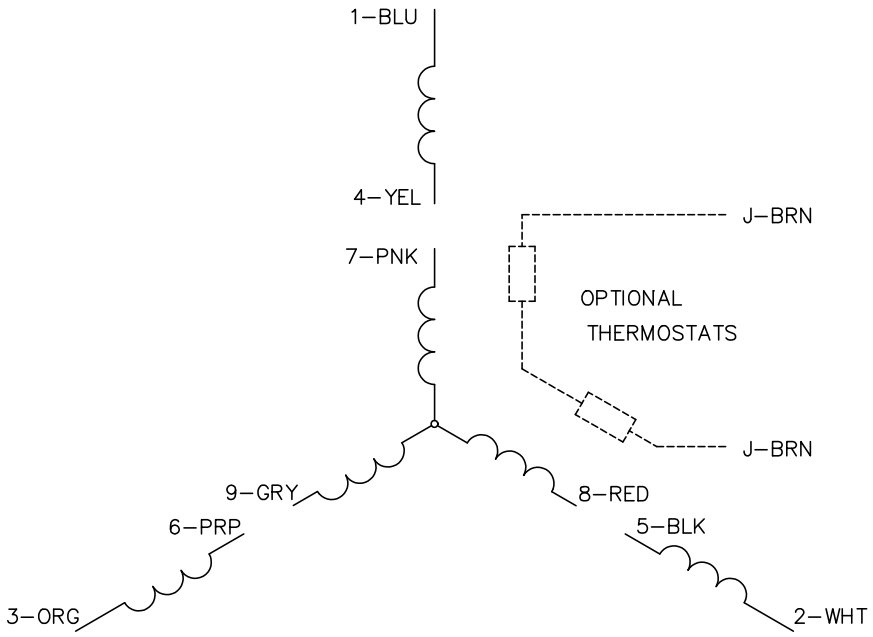

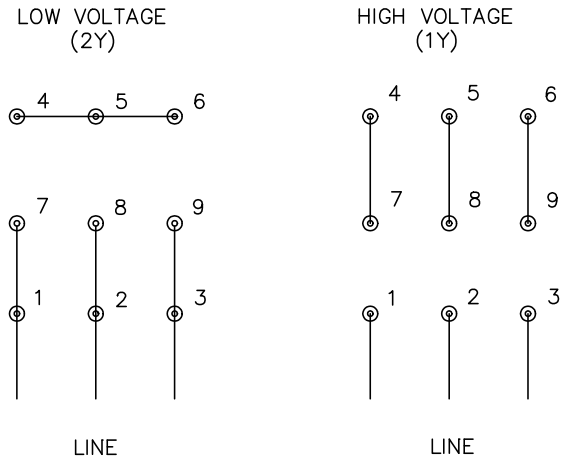

NOTES:

1. INTERCHANGE ANY TWO LINE LEADS TO REVERSE ROTATION.
2. OPTIONAL THERMOSTATS ARE PROVIDED WHEN SPECIFIED.
3. ACTUAL NUMBER OF INTERNAL PARALLEL CIRCUITS MAY BE A MULTIPLE OF THOSE SHOWN ABOVE.
4. LEAD COLORS ARE OPTIONAL. LEADS MUST ALWAYS BE NUMBERED AS SHOWN.

CD0005

REV. DESC: REVISE TO SHOW OPTIONAL COLORS			BALDOR ELECTRIC Co.
REV. LTR: E	BY: JLP	REVISED: 01/19/99 10:15	TDR: 0171435
CD0005		FILE: AAA00005140	MDL: –
		MTL: –	3PH, DV, 9 LEADS