ABB BALDOR RELIANCE

# Customer information packet

## EL3510

1HP, 1740RPM, 1PH, 60HZ, 56H, 3526LC, TEFC, F1
Class - None
Division - Not Applicable

Copyright © All product information within this document is subject to ABB Motors and Mechanical Inc. copyright © protection, unless otherwise noted.
11/5/2026 4:13:20 PM

## Specifications

| | |
|---|---|
| **Enclosure** | TEFC |
| **Frame** | 56H |
| **Frame Material** | Steel |
| **Frequency** | 60.00 Hz |
| **Haz Area Class and Group** | None |
| **Haz Area Division** | Not Applicable |
| **Motor Letter Type** | Cap Start, Cap Run |
| **Output @ Frequency** | 1.000 HP @ 60 HZ |
| **Phase** | 1 |
| **Synchronous Speed @ Frequency** | 1800 RPM @ 60 HZ |
| **Voltage @ Frequency** | 115.0 V @ 60 HZ |
| | 230.0 V @ 60 HZ |
| **Agency Approvals** | C UR US |
| **Ambient Temperature** | 40 °C |
| **Auxiliary Box** | NO AUXILLARY BOX |
| **Auxiliary Box Lead Termination** | None |
| **Base Indicator** | Rigid |
| **Bearing Grease Type** | Polyrex EM (-20F +300F) |
| **Blower** | None |
| **Current @ Voltage** | 4.800 A @ 230.0 V |
| | 9.600 A @ 115.0 V |
| **Design Code** | L |
| **Drip Cover** | No Drip Cover |
| **Duty Rating** | CONT |
| **Efficiency @ 100% Load** | 78.0 % |
| **Electrically Isolated Bearing** | Not Electrically Isolated |
| **Feedback Device** | NO FEEDBACK |
| **Front Shaft Indicator** | None |
| **Heater Indicator** | No Heater |
| **High Voltage Full Load Amps** | 4.8 a |
| **Insulation Class** | F |
| **Inverter Code** | Not Inverter |

## Part Detail

| | |
|---|---|
| **Revision** | F |
| **Type** | AC |
| **Mech. spec.** | 35J385 |
| **Base** | |
| **Status** | PRD/A |
| **Elec. spec.** | 35WGG241 |
| **Layout** | 35LYJ385 |
| **Eff. date** | 06-15-2026 |
| **CD Diagram** | CD0055 |
| **Poles** | 04 |
| **Leads** | 6#18 |
| **Proprietary** | False |
| **Created date** | 08-01-2022 |

| | |
|---|---|
| **IP Rating** | NONE |
| **KVA Code** | K |
| **Lifting Lugs** | No Lifting Lugs |
| **Locked Bearing Indicator** | No Locked Bearing |
| **Motor Lead Quantity/Wire Size** | 6 @ 18 AWG |
| **Motor Lead Termination** | Flying Leads |
| **Motor Standards** | NEMA |
| **Motor Type** | 3526LC |
| **Mounting Arrangement** | F1 |
| **Number of Poles** | 4 |
| **Overall Length** | 12.91 IN |
| **Power Factor** | 85 |
| **Product Family** | General Purpose |
| **Pulley End Bearing Type** | Ball |
| **Pulley Face Code** | Standard |
| **Pulley Shaft Indicator** | Standard |
| **Rodent Screen** | None |
| **Service Factor** | 1.15 |
| **Shaft Diameter** | 0.625 IN |
| **Shaft Ground Indicator** | No Shaft Grounding |
| **Shaft Rotation** | Reversible |
| **Shaft Slinger Indicator** | No Slinger |
| **Speed** | 1740 rpm |
| **Speed Code** | Single Speed |
| **Starting Method** | Direct on line |
| **Thermal Device - Bearing** | None |
| **Thermal Device - Winding** | None |
| **Vibration Sensor Indicator** | No Vibration Sensor |
| **Winding Thermal 1** | None |
| **Winding Thermal 2** | None |

**Nameplate**

| | NP2116L | | | | | | | | |
|---|---|---|---|---|---|---|---|---|---|
| **CAT.NO.** | EL3510 | | | | | | | | |
| **SPEC.** | 35J385G241 | | | | | | | | |
| **HP** | 1 | | | | | | | | |
| **VOLTS** | 115/230 | | | | | | | | |
| **AMP** | 9.6/4.8 | | | | | | | | |
| **RPM** | 1740 | | | | | | | | |
| **FRAME** | 56H | **HZ** | 60 | **PH** | 1 | | | | |
| **SER.F.** | 1.15 | **CODE** | K | **DES** | L | **CL** | F | | |
| **NEMA-NOM-EFF** | 78 | **PF** | 85 | | | | | | |
| **RATING** | 40C AMB-CONT | | | | | | | | |
| **CC** | | | | | | | | | |
| **DE** | 6205 | **ODE** | 6203 | | | | | | |
| **ENCL** | TEFC | **SN** | | | | | | | |
| | SFA 9.4/4.7 | | | | | | | | |

**Accessories**

| Part number | Description | Multiplier |
|---|---|---|
| 35-8762 | C FACE KIT | A8 |
| 35EP1506A01SP | D-FLANGE KIT | A8 |

**AC Induction Motor Performance Data**
Record # 91189
Typical performance - not guaranteed values

| **Winding:** 35WGG241-R003 | **Type:** 3526LC | **Enclosure:** TEFC |
|---|---|---|

| **Nameplate Data** | | | | **115 V, 60 Hz: Low Voltage Connection** | |
|---|---|---|---|---|---|
| **Rated Output (HP)** | | | 1 | **Full Load Torque** | 3.02 LB-FT |
| **Volts** | | | 115/230 | **Start Configuration** | direct on line |
| **Full Load Amps** | | | 9.6/4.8 | **Breakdown Torque** | 7.77 LB-FT |
| **R.P.M.** | | | 1740 | **Pull-up Torque** | 6.11 LB-FT |
| **Hz** | 60 | **Phase** | 1 | **Locked-rotor Torque** | 9.4 LB-FT |
| **NEMA Design Code** | L | **KVA Code** | K | **Starting Current** | 73.8 A |
| **Service Factor (S.F.)** | | | 1.15 | **No-load Current** | 4.82 A |
| **NEMA Nom. Eff.** | 78 | **Power Factor** | 85 | **Line-line Res. @ 25ºC** | 0.699 Ω A Ph<br>1.52 Ω B Ph |
| **Rating - Duty** | | | 40C AMB-CONT | **Temp. Rise @ Rated Load** | 54°C |
| **S.F. Amps** | | | | **Temp. Rise @ S.F. Load** | 65°C |
| | | | | **Locked-rotor Power Factor** | 96 |
| | | | | **Rotor inertia** | 0.188 lb-ft² |

**Load Characteristics 115 V, 60 Hz, 1 HP**

| **% of Rated Load** | **25** | **50** | **75** | **100** | **125** | **150** | **S.F.** |
|---|---|---|---|---|---|---|---|
| **Power Factor** | 50 | 69 | 79 | 86 | 89 | 90 | 88 |
| **Efficiency** | 63.5 | 75.5 | 78.5 | 78.4 | 76.2 | 72.3 | 77.1 |
| **Speed** | 1784 | 1771 | 1755 | 1738 | 1716 | 1686 | 1725 |
| **Line amperes** | 5.24 | 6.28 | 7.78 | 9.66 | 11.96 | 14.82 | 11 |

ABB Motors and Mechanical Inc.

WINDING # 35WGG241

1 HP 1 PH 60 HZ 1740 RPM 115 V 3526LC

Typical performance - not guaranteed values.

TORQUES(LB-FT): PO=7.77 PU=6.11 LR=9.4 LRA=73.8

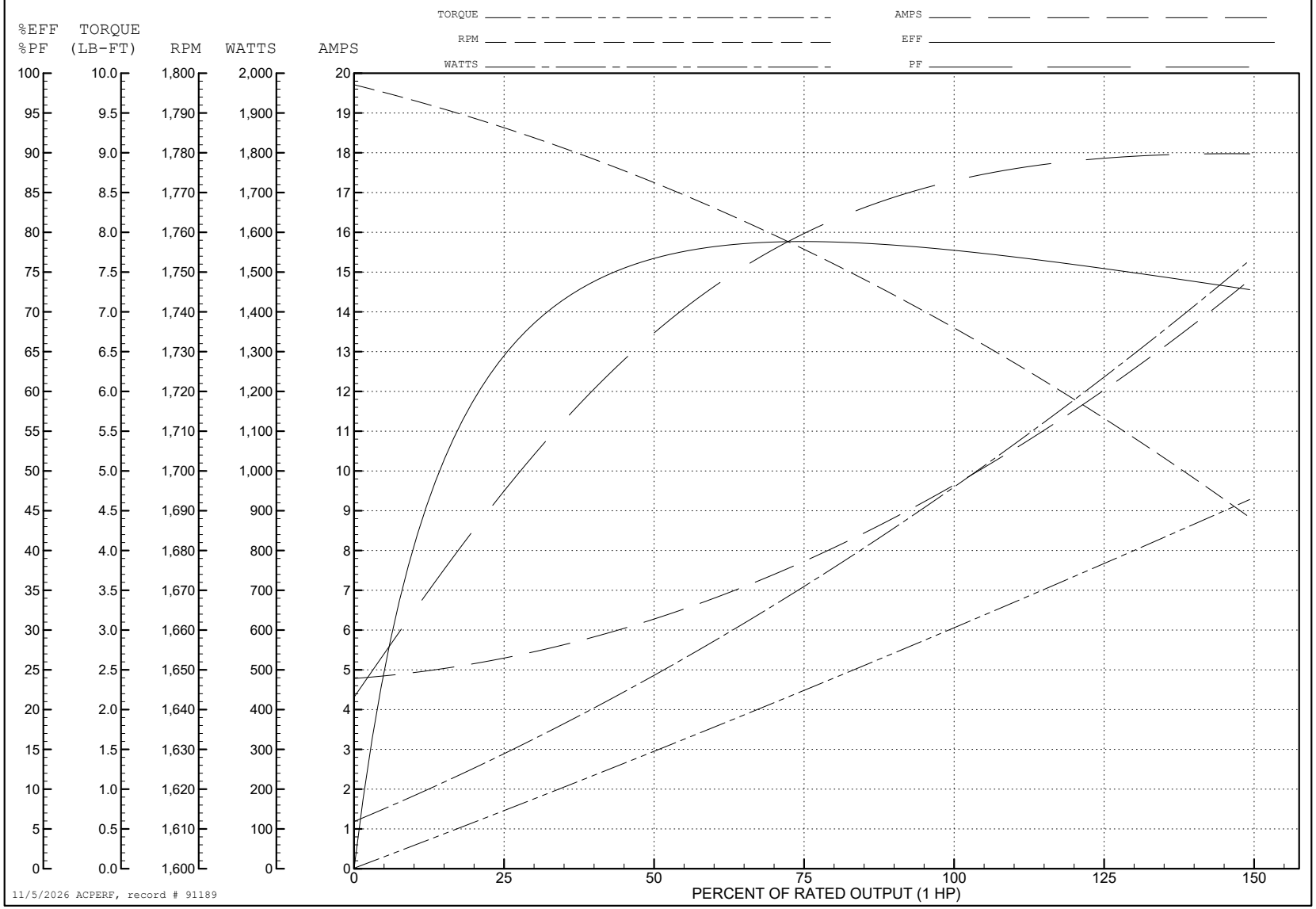

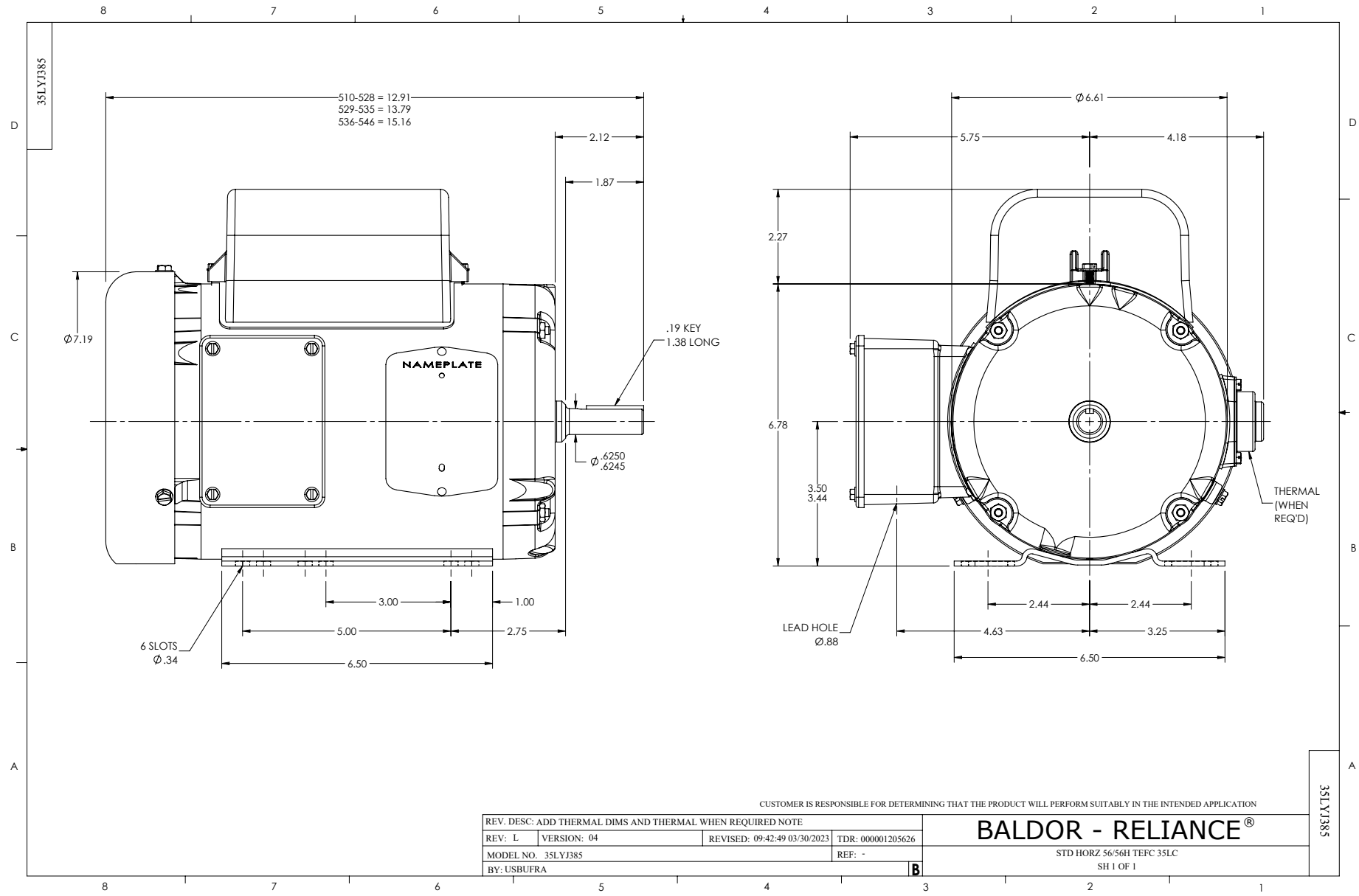
35LYJ385
510-528 = 12.91
529-535 = 13.79
536-546 = 15.16
2.12
1.87
Ø7.19
.19 KEY
1.38 LONG
NAMEPLATE
Ø .6250
.6245
3.00
1.00
5.00
2.75
6 SLOTS
Ø.34
6.50
Ø6.61
5.75
4.18
2.27
6.78
3.50
3.44
THERMAL
(WHEN
REQ'D)
LEAD HOLE
Ø.88
2.44
2.44
4.63
3.25
6.50
CUSTOMER IS RESPONSIBLE FOR DETERMINING THAT THE PRODUCT WILL PERFORM SUITABLY IN THE INTENDED APPLICATION
REV. DESC: ADD THERMAL DIMS AND THERMAL WHEN REQUIRED NOTE
REV: L
VERSION: 04
REVISED: 09:42:49 03/30/2023
TDR: 000001205626
MODEL NO. 35LYJ385
REF: -
BY: USBUFRA
B
BALDOR - RELIANCE®
STD HORZ 56/56H TEFC 35LC
SH 1 OF 1
35LYJ385

CD0055

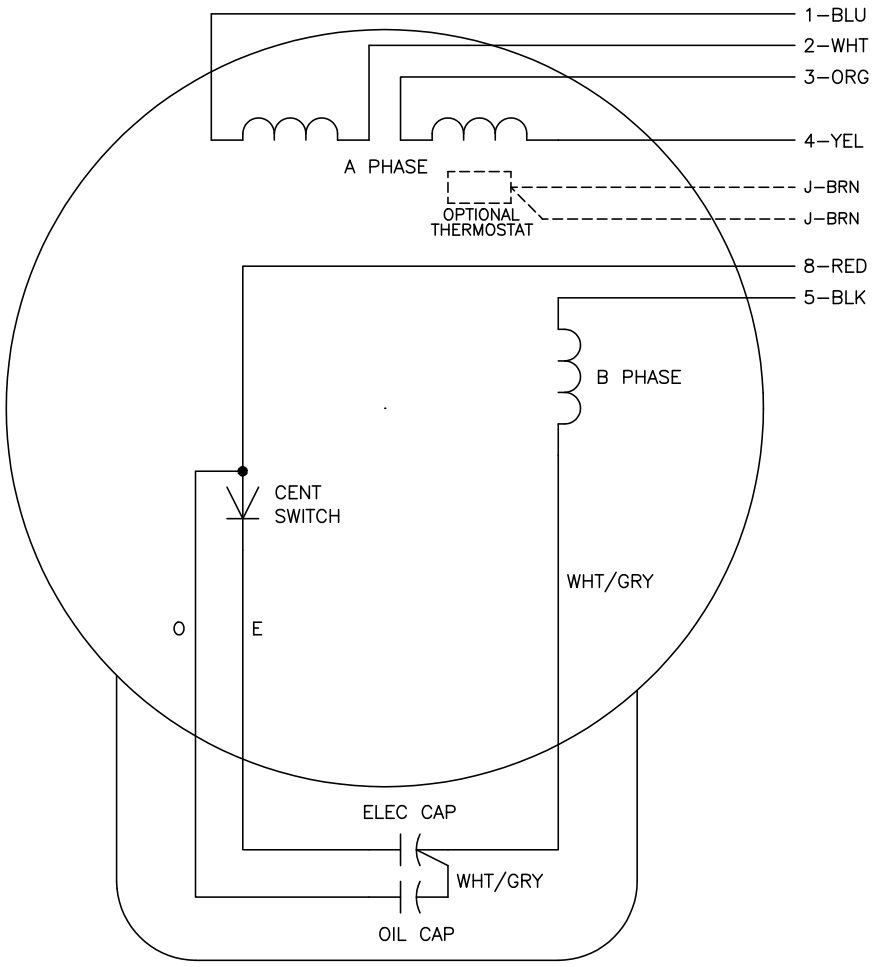


| | LINE A | LINE B | JOIN |
|---|---|---|---|
| HIGH STD | 1 | 4,5 | 2,3,8 |
| HIGH OPP | 1 | 4,8 | 2,3,5 |
| LOW STD | 1,3,8 | 2,4,5 | – |
| LOW OPP | 1,3,5 | 2,4,8 | – |

NOTES:

1. STANDARD ROTATION IS CCW FACING END OPPOSITE SHAFT EXTENSION.
2. OPTIONAL THERMOSTAT IS PROVIDED WHEN SPECIFIED.
3. MULTIPLE CAPACITORS ARE CONNECTED IN PARALLEL UNLESS OTHERWISE SPECIFIED.
4. LEAD COLORS ARE OPTIONAL. LEADS MUST ALWAYS BE NUMBERED AS SHOWN.

CD0055

| | | | |
|---|---|---|---|
| REV. DESC: REVISE TO SHOW OPTIONAL COLORS | | | BALDOR ELECTRIC Co. |
| REV. LTR: D | BY: JLP | REVISED: 04/08/99 1:17 | TDR: 0178636 |
| CD0055 | | FILE: AAA00007414 | MDL: – |
| | | MTL: – | TYPE LC, DV, REV, 6 LEADS |