ABB BALDOR RELIANCE

Customer information packet

EM3156T

1HP, 1170RPM, 3PH, 60HZ, 145T, 3526M, OPSB, F1
Class - None
Division - Not Applicable

Copyright © All product information within this document is subject to ABB Motors and Mechanical Inc. copyright © protection, unless otherwise noted.
11/5/2026 4:05:47 PM

Specifications

Enclosure	OPSB
Frame	145T
Frame Material	Steel
Frequency	60.00 Hz
Haz Area Class and Group	None
Haz Area Division	Not Applicable
Motor Letter Type	Three Phase
Output @ Frequency	1.000 HP @ 60 HZ
Phase	3
Synchronous Speed @ Frequency	1200 RPM @ 60 HZ
Voltage @ Frequency	230.0 V @ 60 HZ
	460.0 V @ 60 HZ
Agency Approvals	CURUSEEV
	NEMA PREMIUM
Ambient Temperature	40 °C
Auxiliary Box	NO AUXILLARY BOX
Auxiliary Box Lead Termination	None
Base Indicator	Rigid
Bearing Grease Type	Polyrex EM (-20F +300F)
Blower	None
Current @ Voltage	3.000 A @ 230.0 V
	1.500 A @ 460.0 V
Design Code	B
Drip Cover	No Drip Cover
Duty Rating	CONT
Efficiency @ 100% Load	82.5 %
Electrically Isolated Bearing	Not Electrically Isolated
Feedback Device	NO FEEDBACK
Front Shaft Indicator	None
Heater Indicator	No Heater
High Voltage Full Load Amps	1.5 a
Insulation Class	F

Part Detail

Revision	F
Type	AC
Mech. spec.	35L405
Base	
Status	PRD/A
Elec. spec.	35WGG019
Layout	35LYL405
Eff. date	03-03-2026
CD Diagram	CD0005
Poles	06
Leads	9#18 Y
Proprietary	False
Created date	09-09-2022

Inverter Code	Inverter Ready
KVA Code	J
Lifting Lugs	No Lifting Lugs
Locked Bearing Indicator	No Locked Bearing
Motor Lead Quantity/Wire Size	9 @ 18 AWG
Motor Lead Termination	Flying Leads
Motor Standards	NEMA
Motor Type	3526M
Mounting Arrangement	F1
Number of Poles	6
Overall Length	12.13 IN
Power Factor	67
Product Family	General Purpose
Pulley End Bearing Type	Ball
Pulley Face Code	Standard
Pulley Shaft Indicator	Standard
Rodent Screen	None
Service Factor	1.15
Shaft Diameter	0.875 IN
Shaft Ground Indicator	No Shaft Grounding
Shaft Rotation	Reversible
Shaft Slinger Indicator	No Slinger
Speed	1170 rpm
Speed Code	Single Speed
Starting Method	Direct on line
Thermal Device - Bearing	None
Thermal Device - Winding	None
Vibration Sensor Indicator	No Vibration Sensor
Winding Thermal 1	None
Winding Thermal 2	None

Nameplate

NP1259LUA									
CAT.NO.	EM3156T								
SPEC.	35L405G019G1								
HP	1								
VOLTS	230/460								
AMPS	3/1.5								
R.P.M.	1170								
FRAME	145T	**HZ**	60			**PH**	3		
SER.F.	1.15	**CODE**	J	**DES**	B	**CLASS**	F		
NEMA NOM. EFF.	82.5	**P.F.**	67						
RATING	40C AMB-CONT								
CC	010A								
DE	6205	**ODE**	6203						
ENCL	OPSB	**SN**							
USABLE AT	N/A								

Accessories

Part number	Description	Multiplier
35-8764	C FACE KIT	A8
35EP1604A01SP	D-FLANGE KIT	

AC Induction Motor Performance Data
Record # 82288
Typical performance - not guaranteed values

Winding: 35WGG019-R003	**Type:** 3526M	**Enclosure:** OPEN

Nameplate Data				**460 V, 60 Hz: High Voltage Connection**	
Rated Output (HP)			1	**Full Load Torque**	4.479 LB-FT
Volts			230/460	**Start Configuration**	direct on line
Full Load Amps			3.0/1.5	**Breakdown Torque**	11.9 LB-FT
R.P.M.			1155	**Pull-up Torque**	7.06 LB-FT
Hz	60	**Phase**	3	**Locked-rotor Torque**	8.62 LB-FT
NEMA Design Code	B	**KVA Code**	J	**Starting Current**	9.06 A
Service Factor (S.F.)			1.15	**No-load Current**	1.02 A
NEMA Nom. Eff.	0	**Power Factor**	0	**Line-line Res. @ 25ºC**	20.372 Ω
Rating - Duty			40C AMB-CONT	**Temp. Rise @ Rated Load**	46°C
S.F. Amps				**Temp. Rise @ S.F. Load**	56°C
				Locked-rotor Power Factor	48

Load Characteristics 460 V, 60 Hz, 1 HP

% of Rated Load	**25**	**50**	**75**	**100**	**125**	**150**	**S.F.**
Power Factor	29	47	1	1	1	1	1
Efficiency	73.5	81.9	83.5	83.1	81.6	79.1	82.2
Speed	1192.5	1185.4	1177.6	1168.7	1159	1147	1163
Line amperes	1.07	1.21	1.41	1.67	1.98	2.35	1.86

ABB Motors and Mechanical Inc.

WINDING # 35WGG019

1 HP 3 PH 60 HZ 1155 RPM 460 V 3526M

Typical performance - not guaranteed values.

TORQUES(LB-FT): PO=11.9 PU=7.06 LR=8.62 LRA=9.06

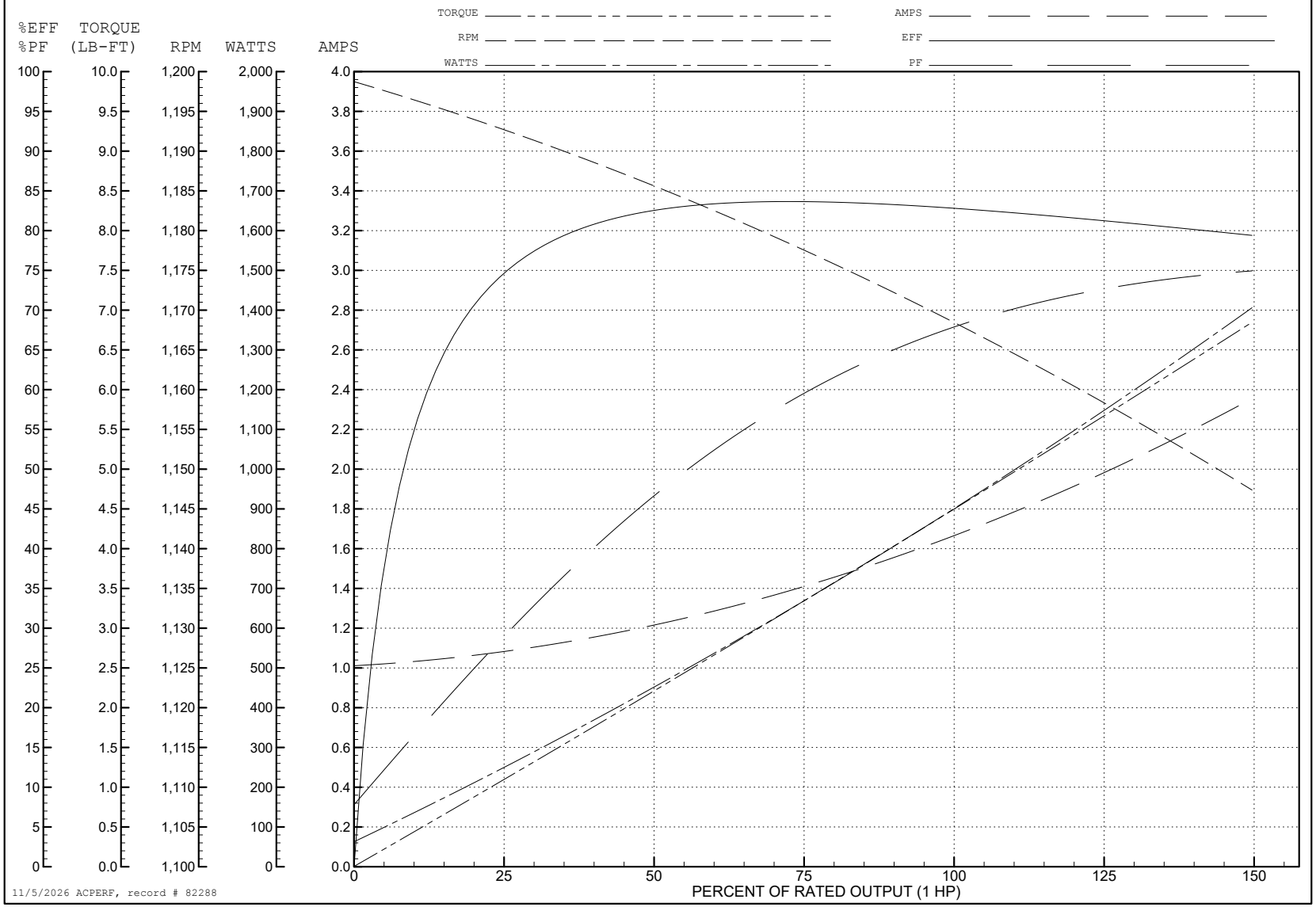

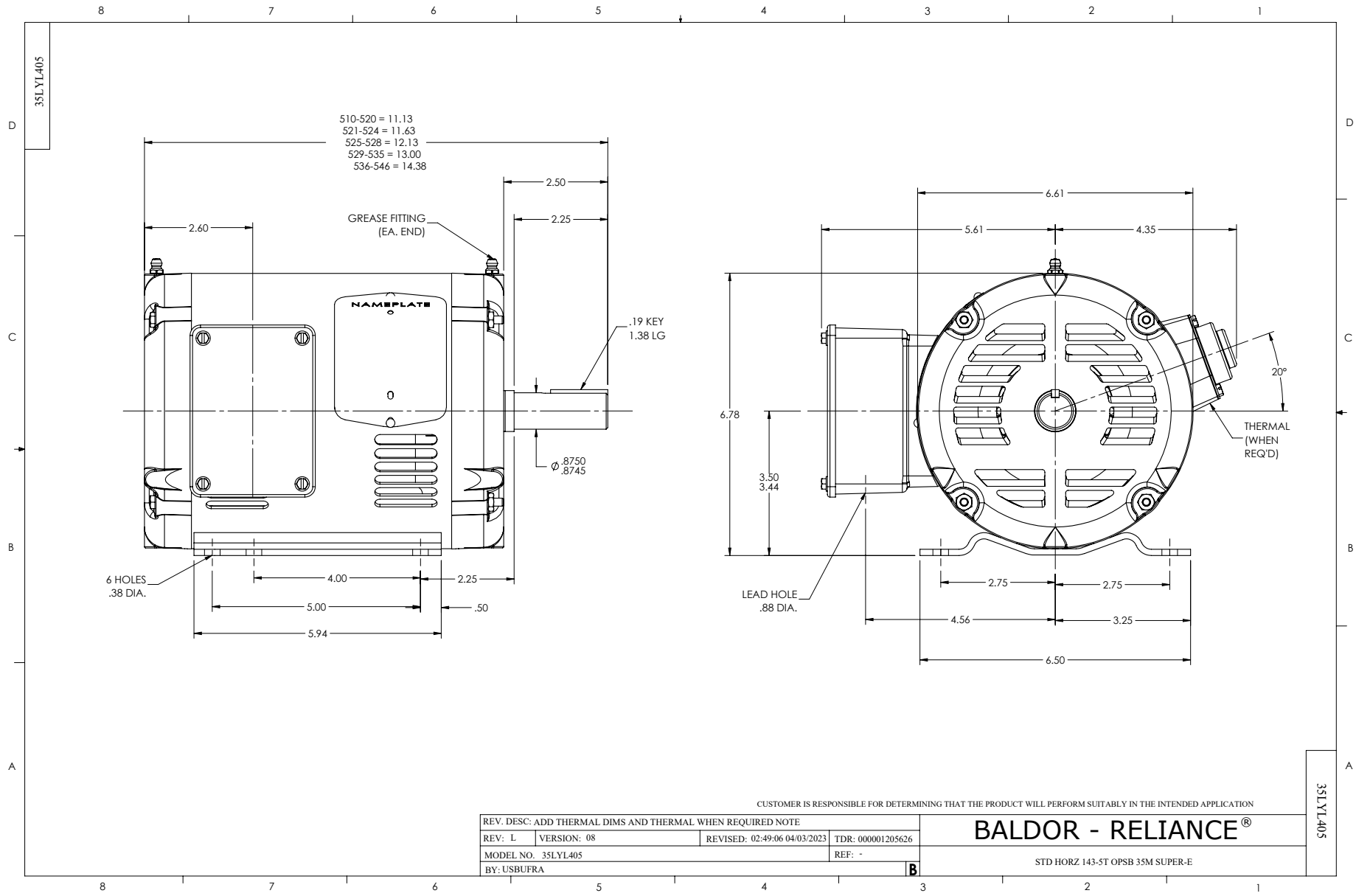
35LYL405
510-520 = 11.13
521-524 = 11.63
525-528 = 12.13
529-535 = 13.00
536-546 = 14.38
2.50
2.25
2.60
GREASE FITTING (EA. END)
NAMEPLATE
.19 KEY
1.38 LG
Ø .8750
.8745
6 HOLES
.38 DIA.
4.00
2.25
5.00
.50
5.94
6.61
5.61
4.35
20°
6.78
THERMAL (WHEN REQ'D)
3.50
3.44
LEAD HOLE
.88 DIA.
2.75
2.75
4.56
3.25
6.50
CUSTOMER IS RESPONSIBLE FOR DETERMINING THAT THE PRODUCT WILL PERFORM SUITABLY IN THE INTENDED APPLICATION
REV. DESC: ADD THERMAL DIMS AND THERMAL WHEN REQUIRED NOTE
REV: L
VERSION: 08
REVISED: 02:49:06 04/03/2023
TDR: 000001205626
MODEL NO. 35LYL405
REF: -
BY: USBUFRA
B
BALDOR - RELIANCE®
STD HORZ 143-5T OPSB 35M SUPER-E
35LYL405

CD0005

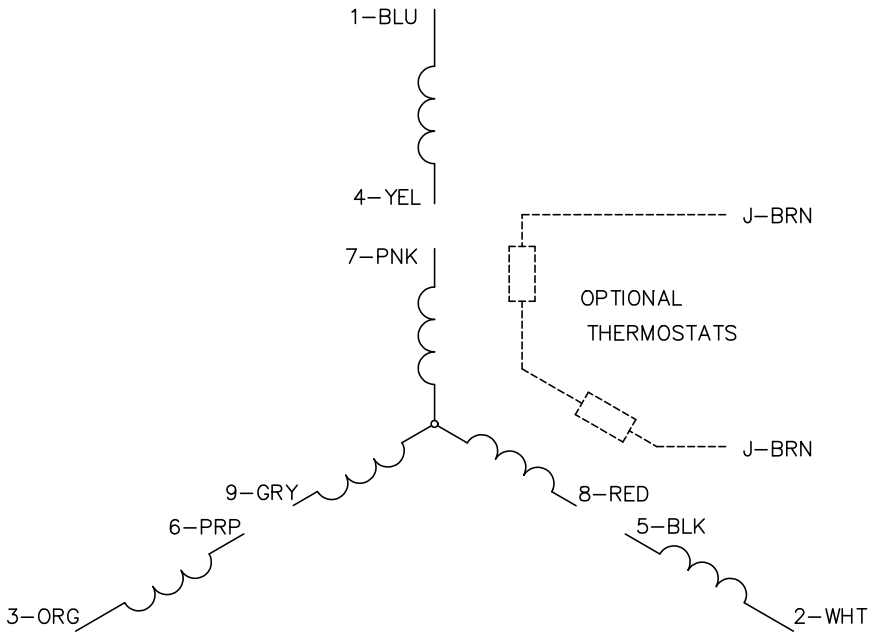

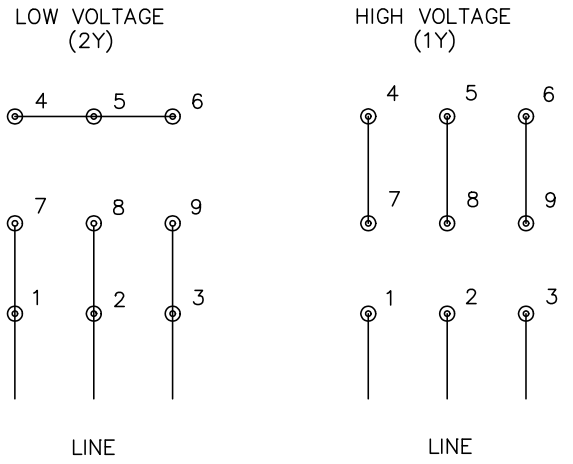

NOTES:

1. INTERCHANGE ANY TWO LINE LEADS TO REVERSE ROTATION.
2. OPTIONAL THERMOSTATS ARE PROVIDED WHEN SPECIFIED.
3. ACTUAL NUMBER OF INTERNAL PARALLEL CIRCUITS MAY BE A MULTIPLE OF THOSE SHOWN ABOVE.
4. LEAD COLORS ARE OPTIONAL. LEADS MUST ALWAYS BE NUMBERED AS SHOWN.

CD0005

REV. DESC: REVISE TO SHOW OPTIONAL COLORS			BALDOR ELECTRIC Co.
REV. LTR: E	BY: JLP	REVISED: 01/19/99 10:15	TDR: 0171435
CD0005		FILE: AAA00005140	MDL: –
		MTL: –	3PH, DV, 9 LEADS