

Hubbell Underground Enclosures

Strength, performance, quality and outstanding customer service have been hallmarks of Hubbell underground enclosure brands for more than 40 years. The industry leader for applications in non-deliberate traffic areas, our enclosures provide rugged and cost-effective protection for a variety of electric utility, commercial and industrial, communications, water and gas equipment while meeting the specific demands of your industry.

All Hubbell underground enclosure brands come backed with cutting-edge engineering expertise and a total commitment to quality that is designed into our products. Our engineers are respected and valued advisors throughout the industry and our quality processes are among the most sophisticated in application. When you need unyielding performance and reliability, Hubbell underground enclosure brands are the right choice.

Hubbell is proud to offer the wide selection of underground enclosures found in this catalog. The following pages outline our industry leading Quazite®, Quazite FRP® and PenCell® brands. In addition to our core products and options, Hubbell can customize a solution for your project and application.



Hubbell Underground Enclosures

Hubbell offers three distinct brands of underground enclosures. All three are built with the same attention to quality and performance that you know and expect from Hubbell. Each brand is made of a different base material. Our comprehensive product offering is tailored to ensure that your application requirements are met, no matter what. Based on your design style preference, Hubbell offers Quazite monolithic polymer concrete, Quazite® FRP fiberglass-reinforced polymer and PenCell HDPE enclosure products. All three brands offer superior performance and unique benefits.


Quazite® Enclosures

Polymer concrete is made from select-grade aggregates in combination with a polymer resin system. When combined through a process of mixing, molding and curing, an extremely powerful cross-linked bond is formed. Precast polymer concrete is reinforced with fiberglass to give it additional strength and rigidity.

Polymer Concrete



Fiberglass Reinforced Polymer



Quazite® FRP Enclosures

Fiberglass-reinforced polymer, also called FRP, is a special combination of polymer concrete and fiber-reinforced polymer. This hybrid construction, formed from an FRP shell and a polymer concrete ring and cover, delivers a high strength, lightweight, abrasion-resistant product that is protected from ultraviolet rays.

High Density Polyethylene (HDPE)



PenCell® Enclosures

Structural foam molded high density polyethylene, also called HDPE, is a light weight, high strength plastic molding process that provides outstanding structural integrity and durability. HDPE enclosures are mated with covers made from a variety of materials: HDPE, polymer concrete or steel. This combination creates a highly versatile choice for underground utility enclosures where low weight and high strength are necessary.

10"
(254mm)
SQUARE

Quazite: Available Size Chart

Style	Size	Depths	Assembly Load Rating Options	UL
PC	6x8	6 3/4	Tier 15	Yes
	8x8	12, 18	Tier 15	Yes
	8x18	7, 8	Tier 8, Tier 15	Yes
	11x18	12, 18	Tier 8	Yes
	12x12	12	Tier 8, Tier 15	Yes
	13x24	12	Tier 5	Yes
	17x30	12	Tier 5	Yes
PD	11x18	12	Tier 8, Tier 15, Tier 22	No
	11x21	12	Tier 8, Tier 15, Tier 22	No
	13x24	12, 18, 26	Tier 8, Tier 15, Tier 22	No
	17x30	12, 18, 26	Tier 8, Tier 15, Tier 22	Yes
	24x36	18, 26, 48	Tier 8, Tier 15, Tier 22	Yes
	30x48	24, 48	Tier 8, Tier 15, Tier 22	Yes
PG	10x15	12	Tier 8, Tier 15, Tier 22	No
	11x18	12, 18	Tier 8, Tier 15, Tier 22	Yes
	11x20	12, 18	Tier 8, Tier 15, Tier 22	No
	13x24	12, 18, 24	Tier 8, Tier 15, Tier 22	Yes
	17x30	12, 18, 22, 24, 30	Tier 8, Tier 15, Tier 22	Yes
	24x24	24*	Tier 8, Tier 15, Tier 22	Yes
	24x36	18, 24, 30, 36, 42*	Tier 8, Tier 15, Tier 22	Yes
	30x48	18, 24, 36, 48*	Tier 8, Tier 15, Tier 22	Yes
	30x60	21, 30, 36	Tier 5, Tier 15, Tier 22	No
	36x36	36*	Tier 8, Tier 15, Tier 22	Yes
	36x60	19, 24, 31, 36*	Tier 5, Tier 15, Tier 22	No
	36x72	21, 36	Tier 5, Tier 15, Tier 22	No
	48x48	36, 48	Tier 5, Tier 15, Tier 22	No
	48x60	48	Tier 22	No
	48x72	36, 48*	Tier 5, Tier 15, Tier 22	No
	48x78	27, 36	Design 12,000 lbs / Test 24,000 lbs	No
48x96	48*	Tier 5, Tier 15, Tier 22	No	
PT	10x15	18	Tier 8, Tier 15	No
	13x24	18	Tier 8, Tier 15	Yes
	17x30	18	Tier 8, Tier 15	Yes
PX	12x12	24	Tier 8, Tier 15	Yes
Median	5x16		Tier 8, Tier 15	No
	10x12		Tier 8, Tier 15	No
Round	27	36, 48	Tier 8, Tier 15, Tier 22	Tier 8 ONLY
	39	18, 24, 36, 48, 72	Tier 8, Tier 15, Tier 22	Yes




*Extensions Available

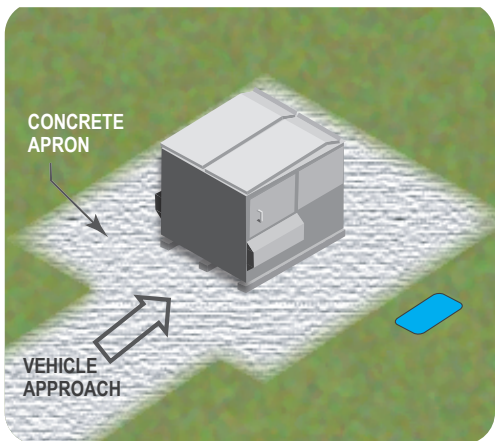
“ANSI Tier” Selection and Placement in Non-Deliberate Vehicular Traffic Applications

All load ratings are not the same

All Hubbell enclosures include load ratings either as a specified design load, or as a “Tier” Rating that designates the achievement of a particular ANSI load rating level. Most Hubbell enclosures use the ANSI Tier rating system. However, some of the PenCell enclosures use the “K” Rating system. More information on both of these ratings can be found in this catalog. If you have any questions, our engineering department is here to help.

The enclosures shown in these sketches have been color coded to indicate the proper Tier level required for the application.

-  Pedestrian/Tier 5
-  Tier 8
-  Tier 15 or 22



TRASH RECEPTACLE APPLICATION

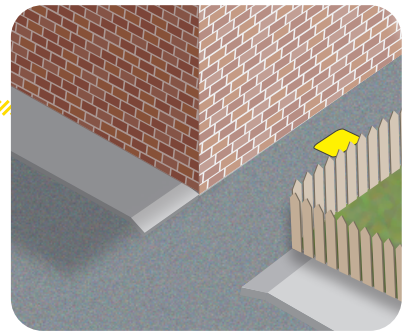
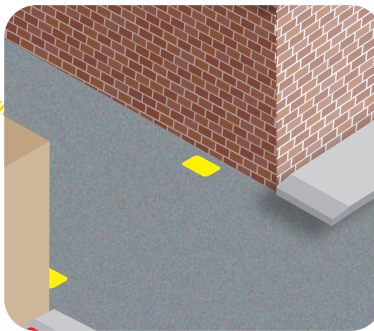
(NON-DELIBERATE TRAFFIC)

Where there is a trash receptacle, place the enclosure away from the concrete that the receptacle is set on. Even though the traffic expected on the receptacle's concrete apron is occasional, it is deliberate because the traffic is both intentional and heavy in nature. Correct placement will ensure the wheels of the truck will not roll over the enclosure.

DUAL LANE ALLEY

(NON-DELIBERATE TRAFFIC)

In a single lane alleyway, the enclosure should be placed in the center of the alleyway. This minimizes the possibility of the enclosure being run over. In a dual lane alleyway, the enclosure should be placed as close to the building as possible. Typically, two vehicles will not be in the alleyway at the same time, so chances of the enclosure being run over are minimal. Knowledge of the location and expected traffic patterns should be used to determine if traffic will be deliberate or non-deliberate.



RESIDENTIAL

(NON-DELIBERATE TRAFFIC)

Enclosures may be placed in grassy areas, sidewalks or in areas next to a structure or pole where it is unlikely a vehicle will run over it. Do not place enclosures in the street or driveway where traffic is anticipated and deliberate.




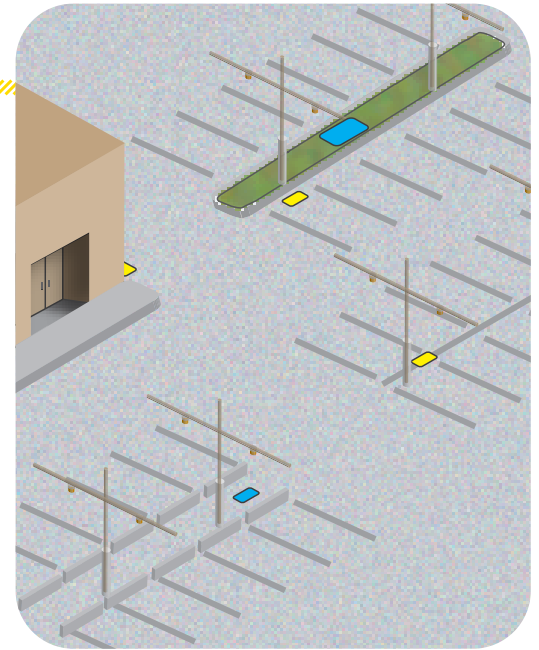
“ANSI Tier” Selection and Placement in Non-Deliberate Vehicular Traffic Applications

PARKING LOTS

(NON-DELIBERATE TRAFFIC)

Enclosure applications:

- In the front center of a parking space so that vehicle tires will straddle the enclosure.
- In the grassy area where the parking lot ends.
- Alongside and close to the lighting poles.
- Between parking curbs where the possibility of running over the enclosure is remote.
- Along the building but not in front of a door or pick up area where vehicular traffic is expected.



DIVIDED HIGHWAY

(NON-DELIBERATE TRAFFIC)

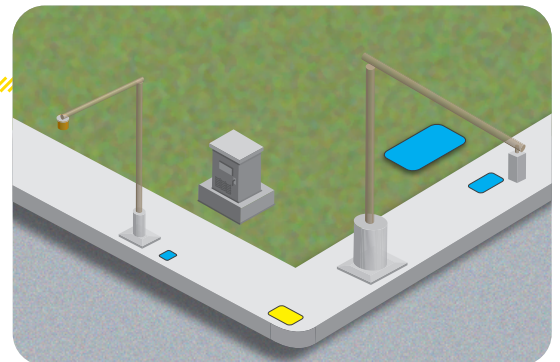
On a divided highway, place the enclosure in any area that is not paved and where deliberate traffic is not expected. They can be placed in the grassy median or off the shoulder of the highway.

NOTE: The paved shoulder of the highway is normally considered a deliberate traffic location because it may be used as a breakdown lane or as an actual traffic lane in times of construction. Therefore, an enclosure should never be placed in the paved shoulder of a road or in the road itself. The enclosure should be placed off the shoulder, in the grassy areas.

SIDEWAY and GRASSY AREA

(NON-DELIBERATE TRAFFIC)

An enclosure can be placed in any grassy area and in most sidewalks. However, an enclosure should not be placed in a sidewalk where a driveway crosses over the sidewalk.



ANSI/SCTE Tier Selection Guide

Load Ratings – Steadfast Reliability

Many Hubbell underground enclosures are designed to meet or exceed the load requirements set forth in the American National Standards Institute’s ANSI/SCTE 77 2017 “Specification for Underground Enclosure Integrity.” ANSI tier designations represent the minimum allowable load requirements in the industry to ensure underground enclosures are always secure and reliable.

The ANSI application tier number relates to a nominal design load multiplied by 1,000 pounds. For example, Tier 8 is 8 x 1,000 pounds, or 8,000 lbs. All ANSI tier loadings will have a corresponding test load, which is 50% greater than the design load. The maximum deflection at the indicated design load shall be a half-inch for vertical tests and a quarter-inch per foot of length for lateral tests.

Application Tiers and Static Vertical Wheel Load Ratings per ANSI/SCTE 77 2017 “Specification for Underground Enclosure Integrity”

NOTE — Quazite® products are not intended for use in deliberate traffic areas.

Application Tiers	Loading Requirements				UL Listed to meet ANSI 77 Requirements
Light Duty Pedestrian Traffic Only	Vertical	Test Load	13.3kN	3,000 lbs.	
Tier 5 Sidewalk applications with a safety factor for occasional non-deliberate vehicular traffic	Vertical	Design Load	22.2 kN	5,000 lbs.	PC 13"x24" or PC 17"x30" style enclosure and cover assemblies with standard covers (CA) and standard covers w/ o bolts (WA) .
	Lateral	Design Load	28.7 kPa	600 lbs./sq. ft.	
TIER 8 Sidewalk applications with a safety factor for non-deliberate vehicular traffic	Vertical	Design Load	35.6 kN	8,000 lbs.	PG and PT style enclosure and cover assemblies up to 30" x 48" and PC style in sizes 6" x 8", 8" x 18", 11" x 18" and 12" x 12" with standard covers (CA) and standard covers w/ o bolts (WA) .
	Lateral	Design Load	28.7 kPa	600 lbs./sq. ft.	
TIER 15 Driveway, parking lot and off-roadway applications subject to occasional non-deliberate heavy vehicular traffic	Vertical	Design Load	66.7 kN	15,000 lbs.	PG, PT and PC style enclosure and cover assemblies up to 30"x48" with heavy duty covers (HA) .
	Lateral	Design Load	38.3 kPa	800 lbs./sq. ft.	
TIER 22 Driveway, parking lot and off-roadway applications subject to occasional non-deliberate heavy vehicular traffic	Vertical	Design Load	100.1 kN	22,500 lbs.	PC, PD, PG and PT style enclosure and cover assemblies up to 30" x 48" with extra heavy duty covers (HH) .
	Lateral	Design Load	38.3 kPa	800 lbs./sq. ft.	

AASHTO H-20

Deliberate vehicular traffic applications ONLY.

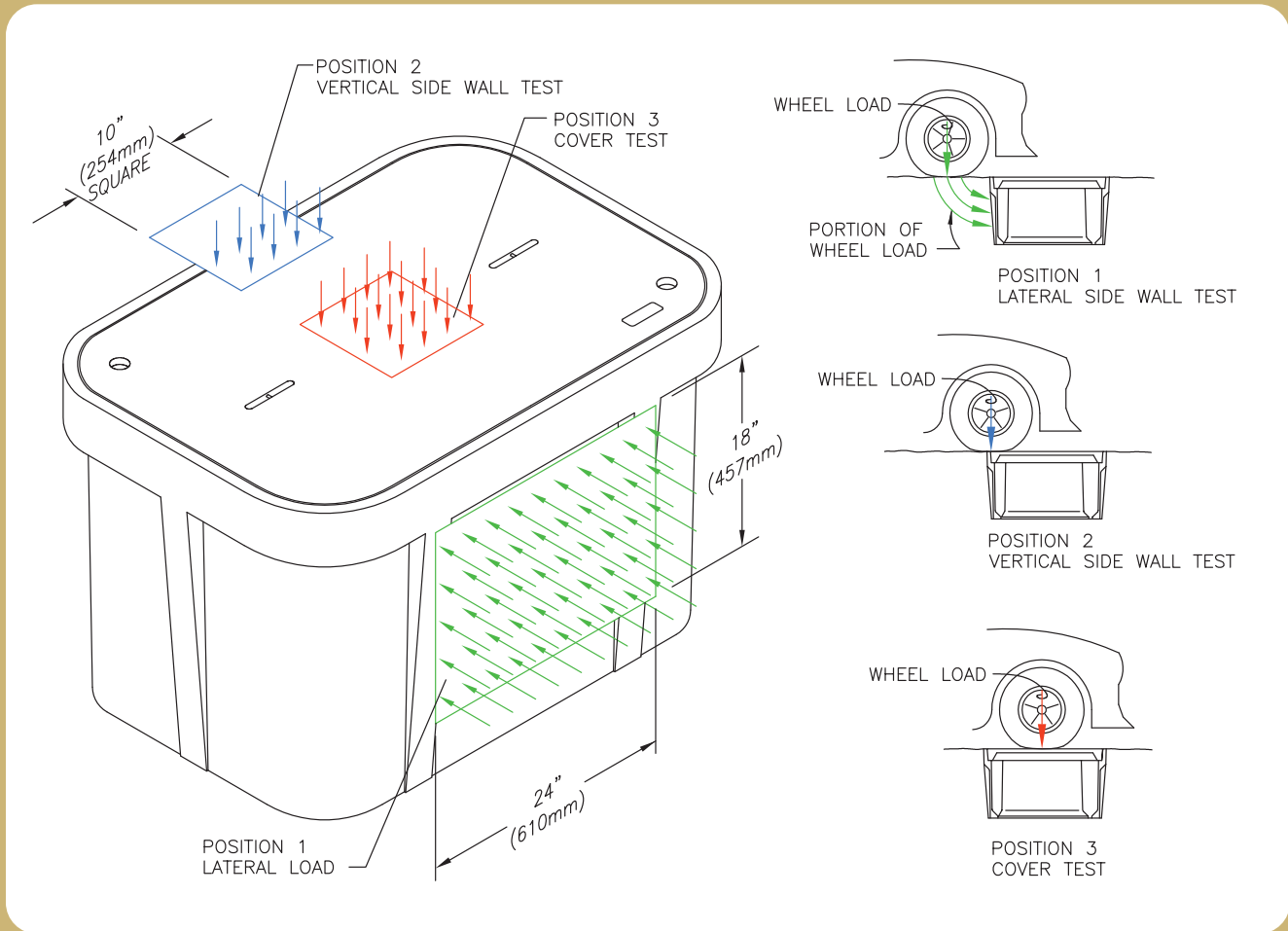
Certified precast concrete, cast iron or other AASHTO recognized materials.



Three-Position Testing – Proven Endurance.

A key requirement outlined in ANSI/SCTE 77 2017 is three-position testing for enclosures. Three-position testing is a method to verify product performance and is accomplished by test loading at three pre-designated critical points. Quazite products have been tested at each of the three positions and all have met or surpassed requirements.

The latest copy of the standard may be purchased from ANSI.



NEC and Underground Enclosures

The National Electric Code states in article 314.30 that enclosures "...shall be designed and installed to withstand all loads likely to be imposed..." and "addresses issues related to enclosure size, wiring entries, enclosures without bottoms and bonding requirements for covers."

The code references the ANSI/SCTE 77 "Specification for Underground Enclosure Integrity" National Standard, which outlines various tests that enclosures must pass to meet the standard. ANSI/SCTE 77 also provides load charts with Tier ratings to help users determine the appropriate enclosure to select based on the loadings expected in the application.

Quazite® – UL-Listed to ANSI Standard

All Quazite® polymer concrete enclosures meet or exceed the test provisions of ANSI/SCTE 77 2017 and most polymer concrete enclosures sized 30" x 48" and smaller are UL-Listed to the ANSI National Standard as referenced in the 2005, 2008, 2011, 2014 and 2020 NEC. To achieve this, Quazite® enclosures must pass numerous material and product performance tests before they can meet ANSI/SCTE 77 2017.

Testing Requirements for ANSI/SCTE 77 2017

- Three-Position Load Testing to simulate actual application performance
- UV Degradation per ASTM G-154
- Fire Resistance per RUS 7CFR 1755.910 (PE-91)
- Chemical Resistance per ASTM D-543
- Water Absorption per ASTM D-570
- Impact Resistance per ASTM D2444
- Accelerated service per ASTM D-756, procedure E

Note: Quazite® recommends testing by third party organizations such as UL or ETL to verify that enclosures meet all test provisions of ANSI/SCTE 77.

Quazite® – Peace of Mind.

Quazite® enclosures have undergone rigorous physical, environmental and internal equipment-protection tests and have been found by UL to meet the requirements required by the ANSI Standard. By adhering to the NEC, ANSI and UL requirements, in the enclosure-selection process, users are ensured long service life. Quazite® enclosures offer improved manageability and cost-efficiency over other enclosures, and peace of mind as well.

National Fire Protection Agency, 2005, 2008, 2011, 2014 and 2020 National Electric Code.

Subsequent to the issuance of the 2005 NEC, ANSI approved an updated version of the standard, ANSI/SCTE 77 2017.

The latest copy of the standard may be purchased from ANSI.

Quazite Selection Guide

QUAZITE



Style Guide – Tailored Product Variety.

We offer a wide variety of box styles in order to meet your most specialized enclosure needs. Each style offers specific strengths and assets for diverse functionality

PG Style

Straight sides allow for easy adjustment of box should the grade level change. Used for a variety of purposes, such as a splice box, pull box, equipment enclosure or for any application requiring easy access to an underground service. PG boxes are stackable for increased depth.



PC Style

Straight sides allow for easy adjustment of box should the grade level change. All PC boxes are stackable and are available with gasketing.



PX Style

PX Styles are excellent for service box assemblies and offer flared design to prevent frost heave. PX boxes are nestable for compact storage.



PT Style

The flared design prevents frost heave and covers are interchangeable with many precast concrete parts. PT boxes are nestable for compact storage.



PD Style

These enclosures feature a one degree flare for maximum strength. Flared design optimizes internal volume and minimizes frost heave.



• PR Style

This polymer concrete round enclosure can prevent a cover from falling into the box.



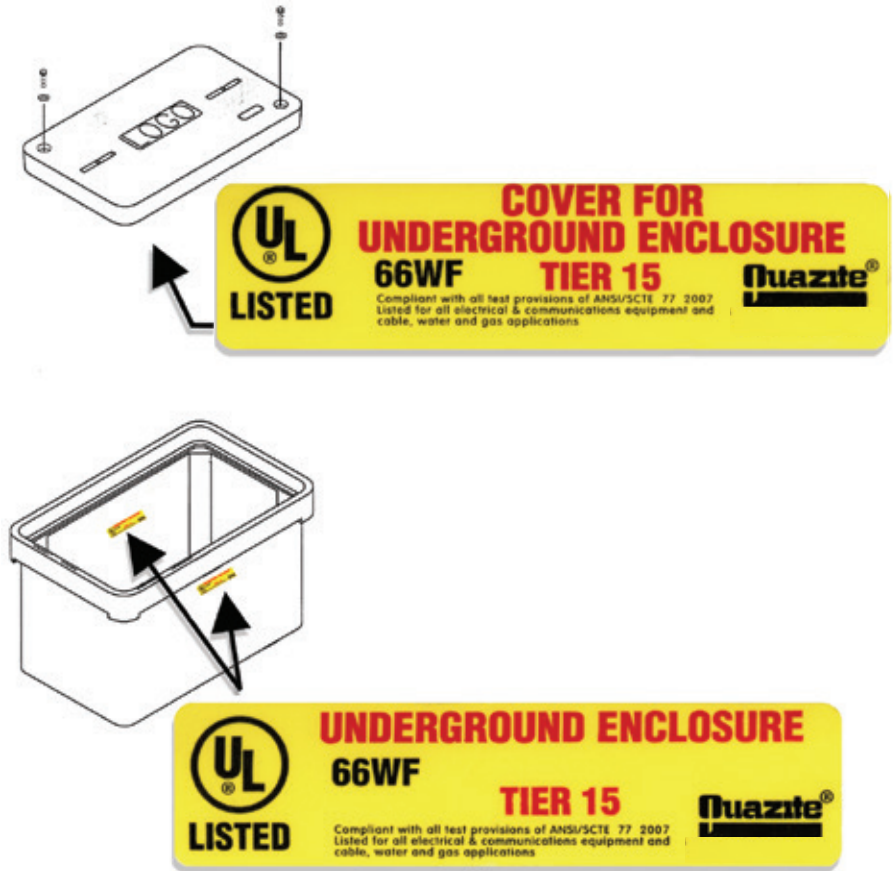
UL Listing

indicates UL Listing

UL Listed Enclosures

Determine if a UL listed enclosure is required for your installation. Federally funded electrical and telecom projects, as well as many state and municipal projects, generally require the use of a UL Listed product whenever one is available.

Most Quazite® polymer concrete underground handhole enclosures in sizes 30" x 48" and smaller are agency listed. These products are clearly marked with the UL label on both the box and underneath the cover. Special order boxes with holes (or mouseholes, etc.) may qualify for UL listing as long as the holes do not exceed more than 25 percent of the area of each sidewall and as long as the holes do not cut into a structural reinforcing rib, corner or box lip.



Highlighted areas indicate UL Listing

QUAZITE



Quazite: Available Size Chart

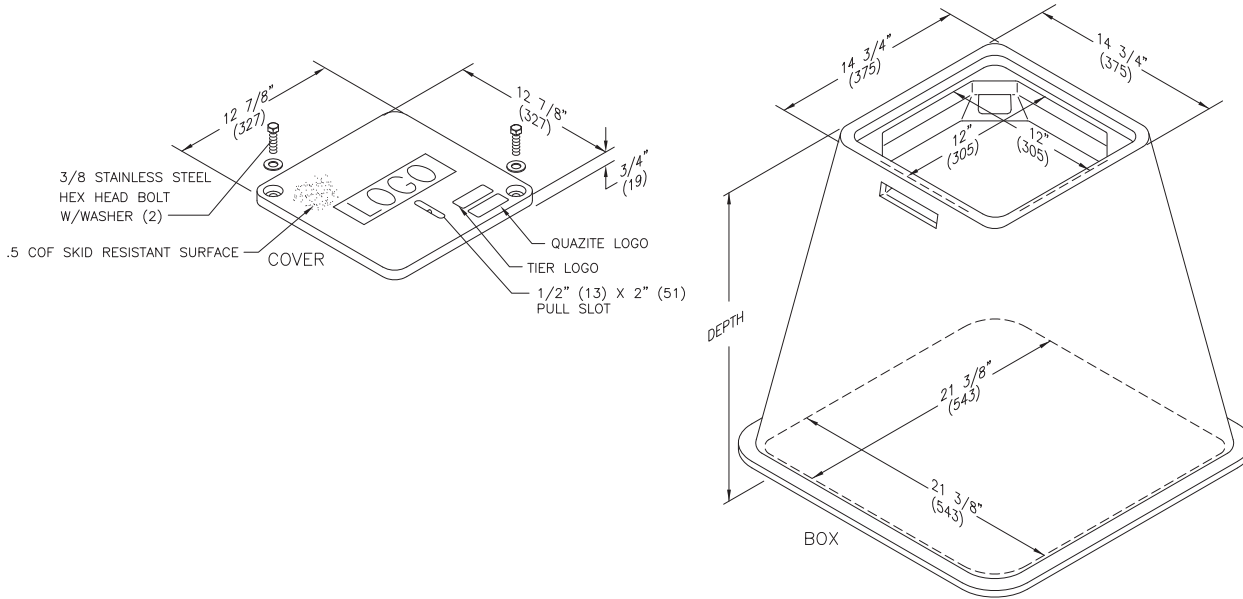
QUAZITE

Style	Size	Depths	Assembly Load Rating Options	UL
PC	6x8	6 3/4	Tier 15	Yes
	8x8	12, 18	Tier 15	Yes
	8x18	7, 8	Tier 8, Tier 15	Yes
	11x18	12, 18	Tier 8	Yes
	12x12	12	Tier 8, Tier 15	Yes
	13x24	12	Tier 5	Yes
	17x30	12	Tier 5	Yes
PD	11x18	12	Tier 8, Tier 15, Tier 22	No
	11x21	12	Tier 8, Tier 15, Tier 22	No
	13x24	12, 18, 26	Tier 8, Tier 15, Tier 22	No
	17x30	12, 18, 26	Tier 8, Tier 15, Tier 22	Yes
	24x36	18, 26, 48	Tier 8, Tier 15, Tier 22	Yes
	30x48	24, 48	Tier 8, Tier 15, Tier 22	Yes
PG	10x15	12	Tier 8, Tier 15, Tier 22	No
	11x18	12, 18	Tier 8, Tier 15, Tier 22	Yes
	11x20	12, 18	Tier 8, Tier 15, Tier 22	No
	13x24	12, 18, 24	Tier 8, Tier 15, Tier 22	Yes
	17x30	12, 18, 22, 24, 30	Tier 8, Tier 15, Tier 22	Yes
	24x24	24*	Tier 8, Tier 15, Tier 22	Yes
	24x36	18, 24, 30, 36, 42*	Tier 8, Tier 15, Tier 22	Yes
	30x48	18, 24, 36, 48*	Tier 8, Tier 15, Tier 22	Yes
	30x60	21, 30, 36	Tier 5, Tier 15, Tier 22	No
	36x36	36*	Tier 8, Tier 15, Tier 22	Yes
	36x60	19, 24, 31, 36*	Tier 5, Tier 15, Tier 22	No
	36x72	21, 36	Tier 5, Tier 15, Tier 22	No
	48x48	36, 48	Tier 5, Tier 15, Tier 22	No
	48x60	48	Tier 22	No
	48x72	36, 48*	Tier 5, Tier 15, Tier 22	No
	48x78	27, 36	Design 12,000 lbs / Test 24,000 lbs	No
48x96	48*	Tier 5, Tier 15, Tier 22	No	
PT	10x15	18	Tier 8, Tier 15	No
	13x24	18	Tier 8, Tier 15	Yes
	17x30	18	Tier 8, Tier 15	Yes
PX	12x12	24	Tier 8, Tier 15	Yes
Median	5x16		Tier 8, Tier 15	No
	10x12		Tier 8, Tier 15	No
Round	27	36, 48	Tier 8, Tier 15, Tier 22	Tier 8 ONLY
	39	18, 24, 36, 48, 72	Tier 8, Tier 15, Tier 22	Yes

**Extensions Available*



Hex Head Bolts are Standard



Covers

	DESCRIPTION	TIER	DESIGN / TEST LOAD #	WEIGHT #	PALLET QTY	PART NO.
	W/ 2 Bolts	8	8,000 / 12,000	20	60	PC1212CA00**
	W/ 2 Bolts	15	15,000 / 22,500	20	60	PC1212HA00**
	No Bolts	8	8,000 / 12,000	20	60	PC1212WA00**

To order gasketed covers, replace the letter "A" with the letter "G".

Gasketed covers are with four bolts.

Replace ** with a logo code found on page 64.

NOTE: Gasketed covers and bolt grommets must be used with a gasketed box. Gaskets reduce the inflow of fluids but do not make the enclosure water tight.

Boxes

	DESCRIPTION	DEPTH	TIER	DESIGN / TEST LOAD #	WEIGHT #	PALLET QTY	PART NO.
	Standard Open Bottom	24"	15	15,000 / 22,500	85	5	PX1212BA24

To order gasketed boxes, replace the letter "A" with the letter "G".

NOTE: Gasketed covers and bolt grommets must be used with a gasketed box. Gaskets reduce the inflow of fluids but do not make the enclosure water tight.

Quazite® Color Options



The standard color for QUAZITE® products is concrete gray. Various color options allow for blending with adjacent materials or special identification of enclosures. Some commonly requested colors include:

Color Sample	Description	Polymer Concrete Part No. Code
	Brick Red	R
	Munsell Green	G
	Light Green	F
	Cement Gray	C
	Charcoal Gray	D
	Black	B
	Pecan	T
	International Orange	A
	Purple	P (non-potable water)
	Blue	U

10"
(254mm)
SQUARE

POSITION 3
COVER TEST

QUAZITE

Note: Printed colors are reference only and do not exactly represent product colors.

Contact your local Hubbell/Quazite representative for other special colors.

Specify color for PC and PG polymer concrete by inserting the code letter into the 6th digit of the cover or box number. (Example: PG304RCA0009).

Polymer Concrete Catalog Numbering System for Boxes and Covers

TECH INFO

1 Weight	2 Style	3,4, 5,6 Size	7 Item - Covers	8 Item - Covers	9 Cover Variation	10 Cover Variation
L (LW PC)	A (Special Covers)	0608	C (Standard)	A (Standard)	0 (Standard Cover)	0 (Standard Cover)
P (PC)	C (Box Straight Sides w/ 3/4" cover)	0818	**H (H.D. 22,500# Test)	C (Overlapping)	A (Aluminum)	
	D (Flared Box w/ 1° Taper w/ 2" or 3" Cover)	0914	S (Steel Cover)	G (Gasketed)	B (Captive Bolt)	2 (Opens Under 90°)
	G (Box Straight Sides 1 1/2", 1 11/16", 2", or 3" Cover)	0915	W (Non-Bolt down Cover)	***H (33,750# Test)	D (Deep C'Bores for Locking Cylinders)	M (Metal Locator)
	R (Round Enclosure)	1015		J (Grade Adjustable Frame)	F (EZ-Locate door) G (Galvanized)	R (Rockwell Touch Reader)
	T (Flared Box w/ 2" or 3" Cover)	1016		S (Split Cover)	K (6"x9" Polymer Drop in Lid)	
	X (Replacement Cover or PX Box 3/4" Cover)	1118		T (Torsion Cover)	L (7"x13 1/2" Polymer Drop in Lid)	Markers
		1212			P (CI 6"x 96" Meter Lid)	G (Gas)
		1324			Q (CI 9"x 126" Meter Lid)	P (Power)
		1730			R (CI 4 1/2"x 7 1/26" Meter Lid)	S (Sanitary)
		2042			S (Thru Slot 1/2" x 1")	T (Telephone)
		2424			T (1"x 4" Pull Slot)	W (Water)
		2436			V (CI 4 7/8"x 4 7/8" Vented Meter Lid)	
		2700				
		2733	Item - Boxes	Item - Boxes	Box Depth	Box Depth
		3048	B (Box Open Base)	A (Standard)	1	2
		3060	D (Solid Base)	B (Std. Mouseholes)	1	8
		3660	E (Extension)	C (Divided)	2	4
		3672	J (Footed Box)	G (Gasketed)	3	6
		3943	R (Extension w/ Solid Base)	H (Ez-Locate Test Station w/ Ground) E (Ez-Locate Test Station w/ O Ground)		
		4848				
		4872	Z (Assembly)			
		4896				
		*				

* Designates a special color - R=Red, G=Green, etc.

** This load is tested over a 10"x10" area

*** This load is tested over a 10"x20" area

L = Lightweight

P = Standard



11, 12 Logo Field

11, 12 Logo Field	13 Item / Logo Field	14 Item
09 = Blank	1-9 (for 3 Digit Logos)	
17 = Electric		
50 = Water	A (Cast Part for 2 Digit Logos)	A (See Reference Chart Below)
	B (3/8" UNC Hex Bolt)	B (3/8" UNC Hex Bolt)
Other logos are available.	C (1/2" Coil Lg. Penta Head)	C (1/2" Coil Lg. Penta head)
See logo listing.	H (3/8" Auger Bolt Hex)	H (3/8" Auger Bolt Hex)
	J (1/2" UNC Bolt Hex)	J (1/2" UNC Bolt Hex)
	K (1/2" Auger Bolt Hex)	K (1/2" Auger Bolt Hex)
	L (1/2" Auger Bolt Penta)	L (1/2" Auger Bolt Penta)
	P (Auger Bolt Penta)	P (Auger Bolt Penta)
	R (3/8" UNC Bolt Sm. Penta)	R (3/8" UNC Bolt Sm. Penta)
	S (1/2" UNC Bolt Penta)	S (1/2" UNC Bolt Penta)
	T (3/8" UNC Bolt Lg. Penta)	T (3/8" UNC Bolt Lg. Penta)
B (Box with 3/8-16" insert)		
J (Box with 1/2-13" insert)		

Penta Head Auger Bolt Reference Chart

Item 13 OR Item 14	Part No.	Length	Thread Size	Application
P	C080033 (small head)	2.00"	3/8 7	PC0516, PC0608, PC0808, PC0818, PC1012, PC1118, PC1212, PC1324, PC1730, PX1324, PX1730
	C080034	2.00"	3/8 7	PR2700
	C080049	3.00"	3/8 7	PG1015, PG1118, PG1120, PG2424, PT1324, PT1730, PR3900
	C080154	3.50"	3/8 7	PG1324, PG1730
	C080054	4.00"	3/8 7	PG2436, PG3048, PG3636
	C080169	3.00"	1/2 6	PG3660, PR2200
	C080165	4"	1/2 6	PG3060, PG3672, PG4848, PG4872, PG4896, PG3660 (Overlapping)
	C080166	5"	1/2 6	PG3060 (Overlapping)

Sample Polymer Concrete Part Number

