ABB BALDOR RELIANCE

Customer information packet

CESWDM3611T

3HP, 1760RPM, 3PH, 60HZ, 182TC, 3632M, TEFC, F1
Class - None
Division - Not Applicable

Copyright © All product information within this document is subject to ABB Motors and Mechanical Inc. copyright © protection, unless otherwise noted.
11/5/2026 2:59:33 PM

Specifications

Enclosure	TEFC
Frame	182TC
Frame Material	Stainless Steel
Frequency	60.00 Hz
Haz Area Class and Group	None
Haz Area Division	Not Applicable
Motor Letter Type	Three Phase
Output @ Frequency	3.000 HP @ 60 HZ
Phase	3
Synchronous Speed @ Frequency	1800 RPM @ 60 HZ
Voltage @ Frequency	460.0 V @ 60 HZ
	230.0 V @ 60 HZ
Agency Approvals	CSA
	CSA EEV
	UR
Ambient Temperature	40 °C
Auxiliary Box	NO AUXILLARY BOX
Auxiliary Box Lead Termination	None
Base Indicator	Rigid
Bearing Grease Type	Polyrex EM (-20F +300F)
Blower	None
Current @ Voltage	8.000 A @ 230.0 V
	8.100 A @ 208.0 V
	4.000 A @ 460.0 V
Design Code	B
Drip Cover	No Drip Cover
Duty Rating	CONT
Efficiency @ 100% Load	89.5 %
Electrically Isolated Bearing	Not Electrically Isolated
Feedback Device	NO FEEDBACK
Front Face Code	Standard
Front Shaft Indicator	None

Part Detail

Revision	AB
Type	AC
Mech. spec.	36K196
Base	
Status	PRD/A
Elec. spec.	36WGY883
Layout	36LYK196
Eff. date	09-27-2024
CD Diagram	CD0005
Poles	04
Leads	9#16
Proprietary	False
Created date	01-01-0001

Heater Indicator	No Heater
High Voltage Full Load Amps	4.0 a
Insulation Class	F
Inverter Code	Inverter Ready
KVA Code	K
Lifting Lugs	No Lifting Lugs
Locked Bearing Indicator	Locked Bearing
Motor Lead Exit	Ko Box
Motor Lead Quantity/Wire Size	9 @ 16 AWG
Motor Lead Termination	Flying Leads
Motor Standards	NEMA
Motor Type	3632M
Mounting Arrangement	F1
Number of Poles	4
Overall Length	16.56 IN
Power Factor	78
Product Family	Wash Down Paint Free
Pulley End Bearing Type	Ball
Pulley Face Code	C-Face
Pulley Shaft Indicator	Standard
Rodent Screen	None
Service Factor	1.15
Shaft Diameter	1.125 IN
Shaft Extension Location	Pulley End
Shaft Ground Indicator	No Shaft Grounding
Shaft Rotation	Reversible
Shaft Slinger Indicator	Shaft Slinger
Speed	1760 rpm
Speed Code	Single Speed
Starting Method	Direct on line
Thermal Device - Bearing	None
Thermal Device - Winding	None
Vibration Sensor Indicator	No Vibration Sensor
Winding Thermal 1	None

Winding Thermal 2	None

Nameplate

NP1669L									
CAT.NO.	CESWDM3611T								
SPEC.	36K196Y883G1								
HP	3								
VOLTS	230/460								
AMP	8/4								
RPM	1760								
FRAME	182TC	**HZ**	60			**PH**	3		
SER.F.	1.15	**CODE**	K	**DES**	B	**CLASS**	F		
NEMA-NOM-EFF	89.5	**PF**	78						
RATING	40C AMB-CONT								
CC	010A								
DE	6206	**ODE**	6205						
ENCL	TEFC	**SN**							
BLANK									

AC Induction Motor Performance Data
Record # 57394
Typical performance - not guaranteed values

Winding: 36WGY883-R006	**Type:** 3632M	**Enclosure:** TEFC

Nameplate Data				**460 V, 60 Hz: High Voltage Connection**	
Rated Output (HP)			3	**Full Load Torque**	9 LB-FT
Volts			230/460	**Start Configuration**	direct on line
Full Load Amps			8/4	**Breakdown Torque**	32 LB-FT
R.P.M.			1760	**Pull-up Torque**	19 LB-FT
Hz	60	**Phase**	3	**Locked-rotor Torque**	20 LB-FT
NEMA Design Code	B	**KVA Code**	K	**Starting Current**	33 A
Service Factor (S.F.)			1.15	**No-load Current**	2 A
NEMA Nom. Eff.	89.5	**Power Factor**	78	**Line-line Res. @ 25ºC**	3.69 Ω
Rating - Duty			40C AMB-CONT	**Temp. Rise @ Rated Load**	54°C
S.F. Amps				**Temp. Rise @ S.F. Load**	64°C
				Locked-rotor Power Factor	41.4
				Rotor inertia	0.3 LB-FT2

Load Characteristics 460 V, 60 Hz, 3 HP

% of Rated Load	**25**	**50**	**75**	**100**	**125**	**150**	**S.F.**
Power Factor	40	60	72	79	82	84	81
Efficiency	82.2	88.4	89.7	89.6	89.2	87.7	89.4
Speed	1789	1781	1772	1761	1750	1739	1754
Line amperes	2.2	2.7	3.3	4	4.8	5.7	4.48

ABB Motors and Mechanical Inc.

WINDING # 36WGY883

3 HP 3 PH 60 HZ 1760 RPM 460 V 3632M

Typical performance - not guaranteed values.

TORQUES(LB-FT): PO=32 PU=19 LR=20 LRA=33

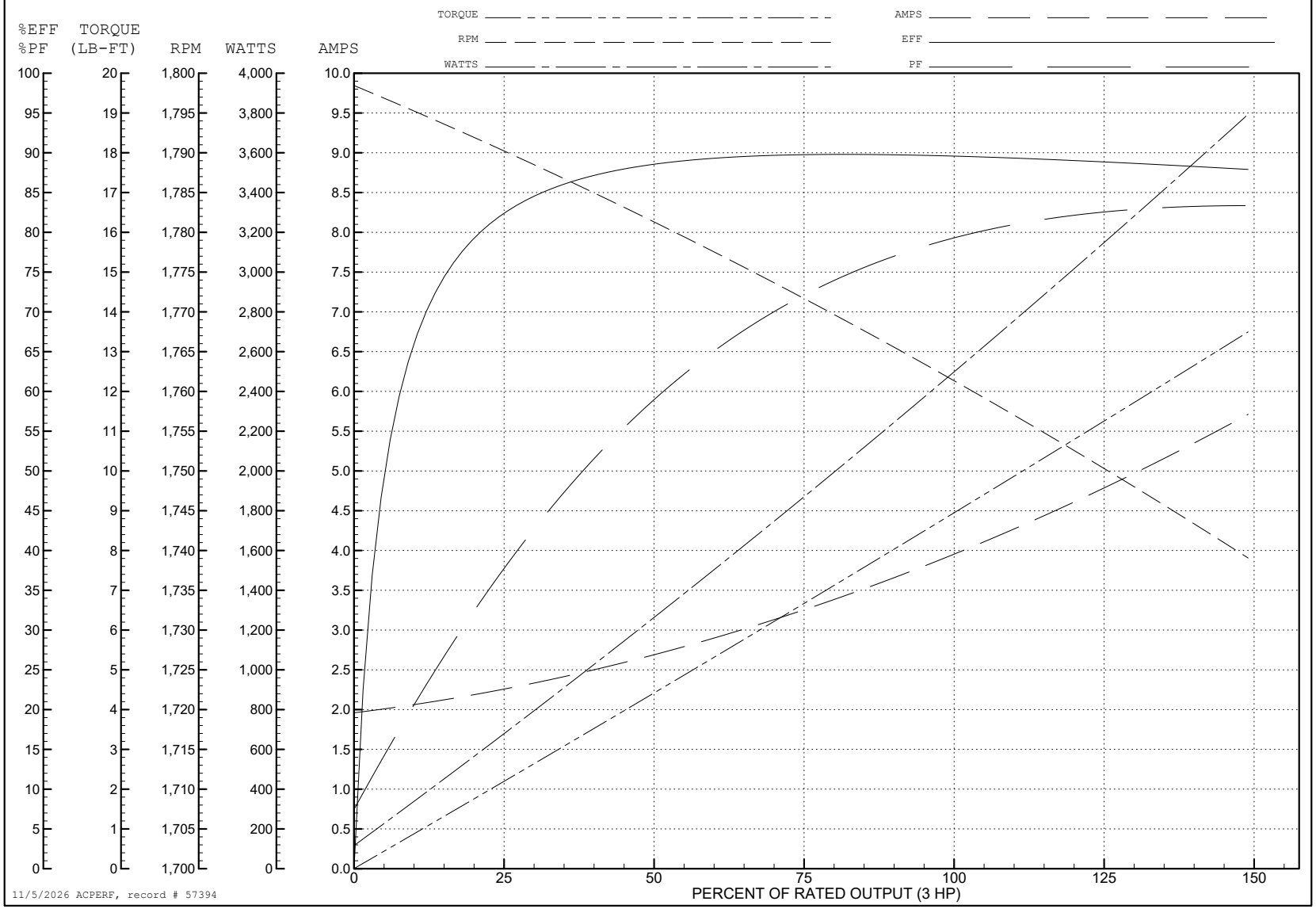

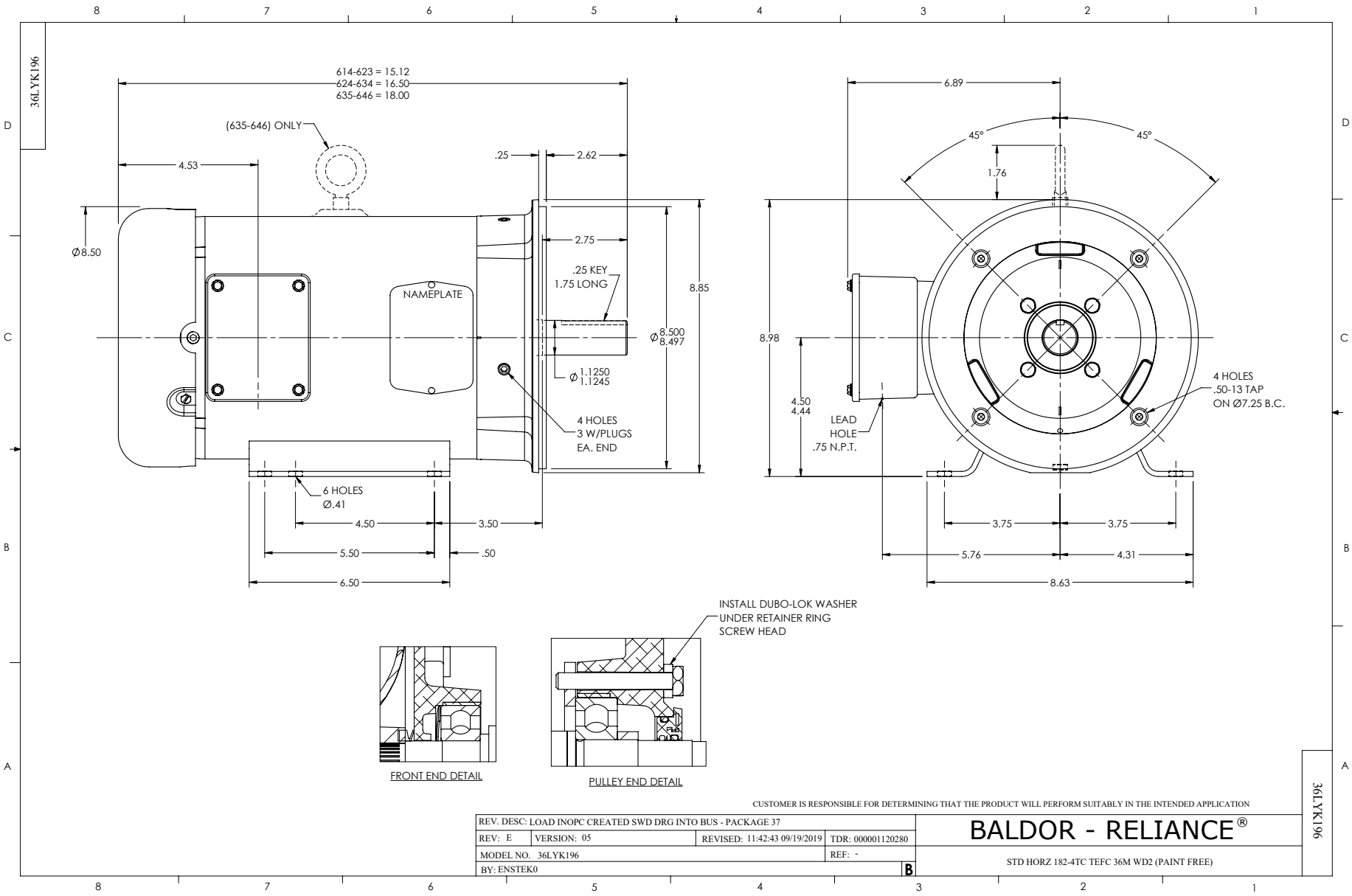
36LYK196
614-623 = 15.12
624-634 = 16.50
635-646 = 18.00
(635-646) ONLY
4.53
.25
2.62
2.75
.25 KEY
1.75 LONG
NAMEPLATE
Ø8.50
8.85
Ø 8.500
8.497
Ø 1.1250
1.1245
4 HOLES
3 W/PLUGS
EA. END
6 HOLES
Ø.41
4.50
3.50
5.50
.50
6.50
6.89
45°
45°
1.76
8.98
4.50
4.44
LEAD
HOLE
.75 N.P.T.
4 HOLES
.50-13 TAP
ON Ø7.25 B.C.
3.75
3.75
5.76
4.31
8.63
INSTALL DUBO-LOK WASHER
UNDER RETAINER RING
SCREW HEAD
FRONT END DETAIL
PULLEY END DETAIL
CUSTOMER IS RESPONSIBLE FOR DETERMINING THAT THE PRODUCT WILL PERFORM SUITABLY IN THE INTENDED APPLICATION
REV. DESC: LOAD INOPC CREATED SWD DRG INTO BUS - PACKAGE 37
REV: E
VERSION: 05
REVISED: 11:42:43 09/19/2019
TDR: 000001120280
MODEL NO. 36LYK196
REF: -
BY: ENSTEK0
B
BALDOR - RELIANCE®
STD HORZ 182-4TC TEFC 36M WD2 (PAINT FREE)
36LYK196

CD0005

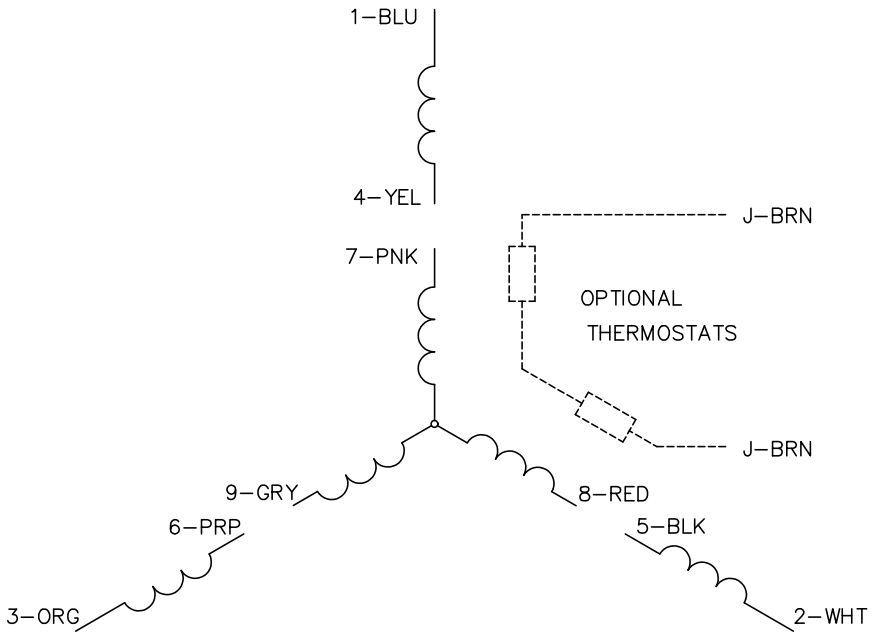

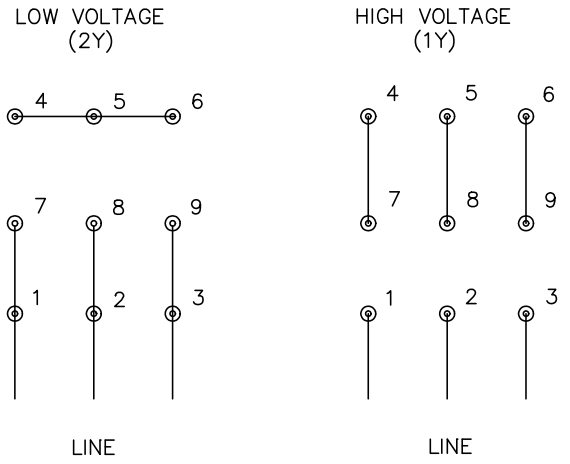

NOTES:

1. INTERCHANGE ANY TWO LINE LEADS TO REVERSE ROTATION.
2. OPTIONAL THERMOSTATS ARE PROVIDED WHEN SPECIFIED.
3. ACTUAL NUMBER OF INTERNAL PARALLEL CIRCUITS MAY BE A MULTIPLE OF THOSE SHOWN ABOVE.
4. LEAD COLORS ARE OPTIONAL. LEADS MUST ALWAYS BE NUMBERED AS SHOWN.

CD0005

REV. DESC: REVISE TO SHOW OPTIONAL COLORS			BALDOR ELECTRIC Co.
REV. LTR: E	BY: JLP	REVISED: 01/19/99 10:15	TDR: 0171435
CD0005		FILE: AAA00005140	MDL: –
		MTL: –	3PH, DV, 9 LEADS