ABB BALDOR RELIANCE

Customer information packet

XT3052T

5HP, 3490RPM, 3PH, 60HZ, 184T, 0632M, TEFC, F1
Class - CLI GP A,B,C,D
Division - Division II

Copyright © All product information within this document is subject to ABB Motors and Mechanical Inc. copyright © protection, unless otherwise noted.
11/5/2026 2:17:35 PM

Specifications

Enclosure	TEFC
Frame	184T
Frame Material	Iron
Frequency	60.00 Hz
Haz Area Class and Group	CLI GP A,B,C,D
Haz Area Division	Division II
Motor Letter Type	Three Phase
Output @ Frequency	5.000 HP @ 60 HZ
Phase	3
Synchronous Speed @ Frequency	3600 RPM @ 60 HZ
Voltage @ Frequency	460.0 V @ 60 HZ
	208.0 V @ 60 HZ
	230.0 V @ 60 HZ
Agency Approvals	UR
	CCSA US
	NEMA_PREMIUM
	NEMA PREMIUM
	CSA EEV
Ambient Temperature	40 °C
Auxiliary Box	NO AUXILLARY BOX
Auxiliary Box Lead Termination	None
Base Indicator	Rigid
Bearing Grease Type	Polyrex EM (-20F +300F)
Blower	None
Constant Torque Speed Range	6
Current @ Voltage	11.400 A @ 230.0 V
	12.500 A @ 208.0 V
	5.700 A @ 460.0 V
Design Code	A
Drip Cover	No Drip Cover
Duty Rating	CONT
Efficiency @ 100% Load	90.2 %

Part Detail

Revision	B
Type	AC
Mech. spec.	
Base	
Status	PRD/A
Elec. spec.	06WGW730
Layout	06LYF436
Eff. date	06-28-2024
CD Diagram	CD0005
Poles	02
Leads	9#16
Proprietary	False
Created date	11-10-2020

Electrically Isolated Bearing	Not Electrically Isolated
Feedback Device	NO FEEDBACK
Haz Area Temp Code	T3C
Heater Indicator	No Heater
High Voltage Full Load Amps	5.7 a
Insulation Class	F
Inverter Code	Inverter Duty
IP Rating	NONE
KVA Code	M
Lifting Lugs	Standard Lifting Lugs
Locked Bearing Indicator	No Locked Bearing
Motor Lead Termination	Flying Leads
Motor Standards	NEMA
Motor Type	0632M
Mounting Arrangement	F1
Number of Poles	2
Overall Length	15.23 IN
Power Factor	90
Product Family	General Purpose
Pulley Face Code	Standard
Rodent Screen	None
Service Factor	1.00
Shaft Diameter	1.125 IN
Shaft Ground Indicator	No Shaft Grounding
Shaft Rotation	Reversible
Speed	3490 rpm
Speed Code	Single Speed
Starting Method	Direct on line
Thermal Device - Bearing	None
Thermal Device - Winding	None
Vibration Sensor Indicator	No Vibration Sensor
Winding Thermal 1	None
Winding Thermal 2	None

Nameplate

NP4163L									
CAT.NO.	XT3052T					**I.P.**	54		
SPEC.	06-0000-0790					**ENCL**	TEFC		
FRAME	184T		**H.P.**	5					
VOLTS	208-230/460		**P.F.**	90					
F.L. AMPS	12.5-11.4/5.7			**RATING**	40C AMB-CONT				
R.P.M.	3490								
HZ.	60	**PH.**	3	**CLASS**	F				
SER.F.	1.00	**DES.**	A	**SL HZ**	1.8				
NEMA NOM. EFF.	90.2	**WK2**	0.15						
DE	6206	**ODE**	6205						
MAG. CUR.	3.4-4.2/2.1								
INV TYPE	PWM	**CHP**	60	**TO**	90	**T. CODE**	T3C		
CT	6	**TO**	60	**VT**	6	**TO**	60		
CC	010A	**SN**							
	USABLE AT 50 HZ 3HP 190/30V 8.8/4.4A								

AC Induction Motor Performance Data
Record # 34771
Typical performance - not guaranteed values

Winding: 06WGW730-R020	**Type:** 0632M	**Enclosure:** XPFC

Nameplate Data				**460 V, 60 Hz: High Voltage Connection**	
Rated Output (HP)			5	**Full Load Torque**	7.54 LB-FT
Volts			230/460	**Start Configuration**	direct on line
Full Load Amps			11.4/5.7	**Breakdown Torque**	40.1 LB-FT
R.P.M.			3490	**Pull-up Torque**	30.6 LB-FT
Hz	60	**Phase**	3	**Locked-rotor Torque**	36.9 LB-FT
NEMA Design Code	A	**KVA Code**	M	**Starting Current**	64.8 A
Service Factor (S.F.)			1.15	**No-load Current**	2.08 A
NEMA Nom. Eff.	90.2	**Power Factor**	90	**Line-line Res. @ 25ºC**	1.93 Ω
Rating - Duty			40C AMB-CONT	**Temp. Rise @ Rated Load**	51°C
S.F. Amps				**Temp. Rise @ S.F. Load**	64°C
				Locked-rotor Power Factor	45
				Rotor inertia	0.143 LB-FT2

Load Characteristics 460 V, 60 Hz, 5 HP

% of Rated Load	**25**	**50**	**75**	**100**	**125**	**150**	**S.F.**
Power Factor	55	76	85	90	93	93	92
Efficiency	84.4	89.7	90.8	90.7	90	89	90.3
Speed	3570	3544	3517	3489	3458	3426	3470
Line amperes	2.54	3.47	4.6	5.76	7.03	8.46	6.52

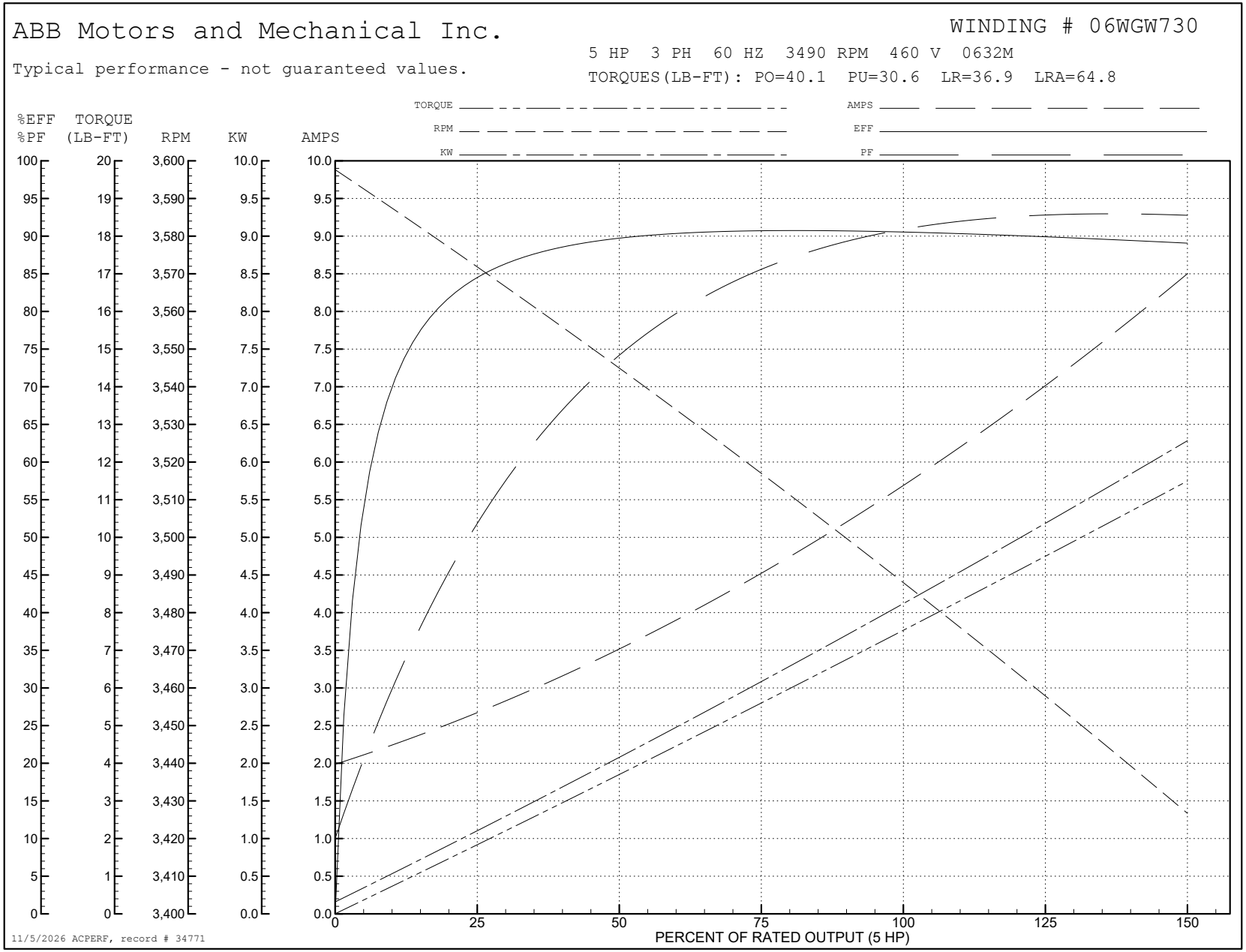
ABB Motors and Mechanical Inc.
WINDING # 06WGW730
5 HP 3 PH 60 HZ 3490 RPM 460 V 0632M
Typical performance - not guaranteed values.
TORQUES(LB-FT): PO=40.1 PU=30.6 LR=36.9 LRA=64.8
TORQUE
RPM
KW
AMPS
EFF
PF
%EFF
%PF
TORQUE (LB-FT)
RPM
KW
AMPS
PERCENT OF RATED OUTPUT (5 HP)
11/5/2026 ACPERF, record # 34771

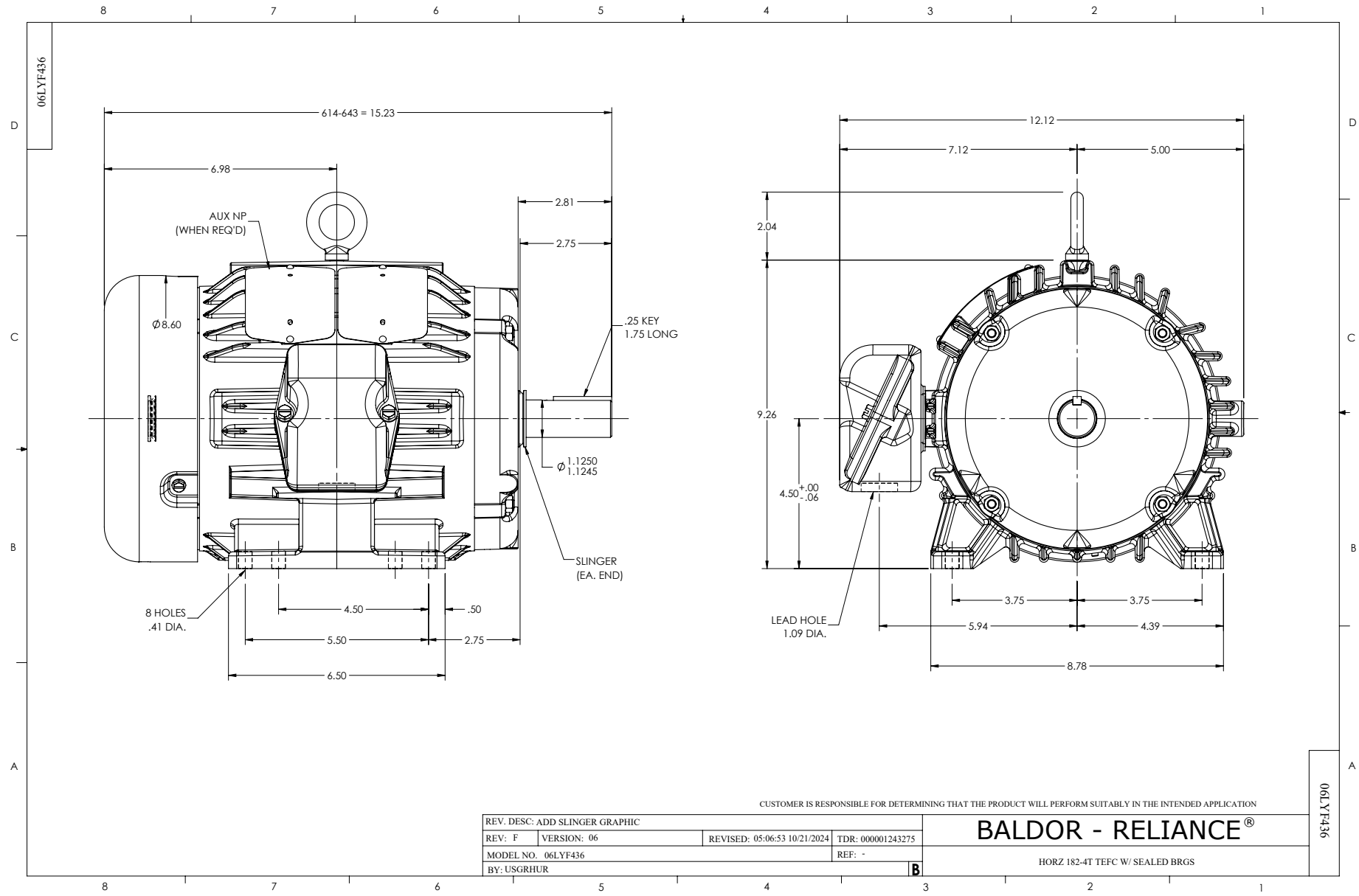
06LYF436
614-643 = 15.23
6.98
AUX NP
(WHEN REQ'D)
2.81
2.75
Ø8.60
.25 KEY
1.75 LONG
Ø 1.1250
1.1245
SLINGER
(EA. END)
8 HOLES
.41 DIA.
4.50
.50
5.50
2.75
6.50
12.12
7.12
5.00
2.04
9.26
4.50 +.00 -.06
LEAD HOLE
1.09 DIA.
3.75
3.75
5.94
4.39
8.78
CUSTOMER IS RESPONSIBLE FOR DETERMINING THAT THE PRODUCT WILL PERFORM SUITABLY IN THE INTENDED APPLICATION
REV. DESC: ADD SLINGER GRAPHIC
REV: F
VERSION: 06
REVISED: 05:06:53 10/21/2024
TDR: 000001243275
MODEL NO. 06LYF436
REF: -
BY: USGRHUR
B
BALDOR - RELIANCE®
HORZ 182-4T TEFC W/ SEALED BRGS
06LYF436

CD0005

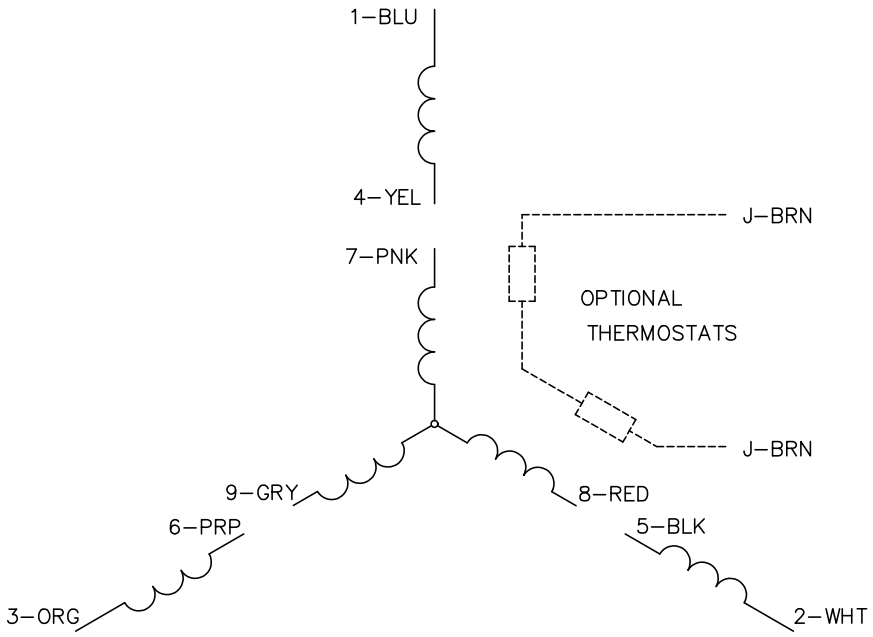

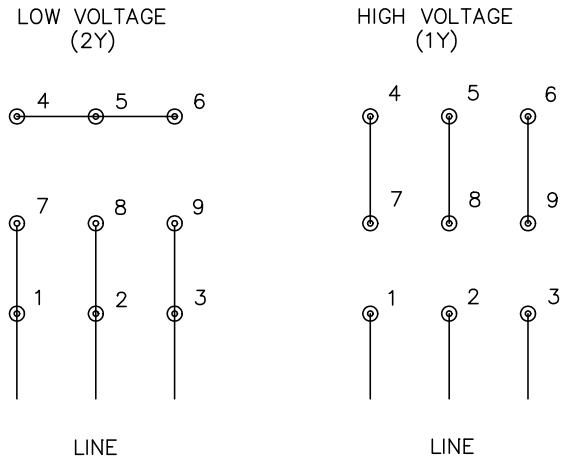

NOTES:

1. INTERCHANGE ANY TWO LINE LEADS TO REVERSE ROTATION.
2. OPTIONAL THERMOSTATS ARE PROVIDED WHEN SPECIFIED.
3. ACTUAL NUMBER OF INTERNAL PARALLEL CIRCUITS MAY BE A MULTIPLE OF THOSE SHOWN ABOVE.
4. LEAD COLORS ARE OPTIONAL. LEADS MUST ALWAYS BE NUMBERED AS SHOWN.

CD0005

REV. DESC: REVISE TO SHOW OPTIONAL COLORS			BALDOR ELECTRIC Co.
REV. LTR: E	BY: JLP	REVISED: 01/19/99 10:15	TDR: 0171435
CD0005		FILE: AAA00005140	MDL: –
		MTL: –	3PH, DV, 9 LEADS