

FITTINGS

O SERIES / DURALOY® 5 SERIES



ALUMINUM OR MALLEABLE IRON CONDUIT BODIES



C Type



E Type

- Suitable for wet locations when used with gasketed covers.
- Federal Specification W-C-586D/A-A 50563.
- Suitable for use in hazardous location applications when installed according to NEC Articles 501.10(b), Class 1, Div. 2, (Suitable for use in Class 1 Zone 2 applications) 502.10 and 503.10.

UL LISTED File No. E3397

SP Certified File No. LR11852

FEATURES-SPECIFICATIONS

DURALOY⁵

Applications

To provide access to conductors for pulling, splicing, and maintenance. Threaded for rigid conduit and IMC.

Features

- Tapered threaded hubs (NPT)
- Raintight when used with gasketed covers
- Malleable iron suitable for use in concrete
- Interchangeable with competitive products
- Stainless steel screws on stamped and cast covers

Material/Finish

Copper-free Aluminum
(less than 4/10 of 1%)

- Electrostatically applied powder coating

Duraloy Malleable Iron

- Tri-coat finish of electrozinc, chromate sealant, and electrostatically applied powder coating.

C TYPE CONDUIT BODY*

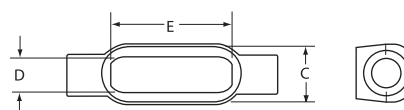
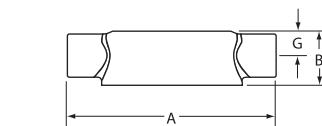
CATALOG NUMBER		HUB SIZE	DIMENSIONS							VOLUME CU. IN.
KILLARK ALUM.	DURALOY IRON		A	B	C	D	E	F	G	
OC-1	OC-1M	1/2"	5-3/16" (132)	1-3/8" (35)	1-3/8" (35)	1" (25)	3-5/32" (80)	—	5/8" (16)	4.0
OC-2	OC-2M	3/4"	6-1/8" (156)	1-5/8" (41)	1-5/8" (67)	1-7/32" (31)	3-25/32" (96)	—	3/4" (19)	7.0
OC-3	OC-3M	1"	7-1/8" (181)	2" (51)	1-7/8" (48)	1-15/32" (37)	4-17/32" (115)	—	15/16" (24)	12.0
OC-4	OC-4M	1-1/4"	9-1/8" (232)	2-5/8" (67)	2-5/8" (67)	2" (51)	6" (152)	—	1-3/16" (30)	32.0
OC-5	OC-5M	1-1/2"	9-1/4" (235)	2-3/4" (70)	2-5/8" (67)	2" (51)	6" (152)	—	1-3/8" (32)	36.0
OC-6	OC-6M	2"	11-7/8" (302)	3-1/2" (89)	3-1/8" (79)	2-9/16" (65)	8-1/16" (205)	—	1-5/8" (38)	70.0
OC-7	OC-7M	2-1/2"	15-1/8" (384)	4" (102)	4-3/8" (111)	3-11/16" (94)	10-5/8" (270)	—	1-13/16" (54)	153.0
OC-8	OC-8M	3"	15-1/8" (384)	4-3/4" (121)	4-3/8" (111)	3-11/16" (94)	10-5/8" (270)	—	2-3/16" (54)	181.0
OC-9	OC-9M	3-1/2"	18-3/8" (467)	5-1/2" (140)	5-1/2" (140)	4-7/8" (124)	13-1/8" (333)	—	2-1/2" (67)	290.0
OC-0	OC-0M	4"	18-3/8" (467)	5-5/8" (143)	5-1/2" (140)	4-7/8" (124)	13-1/8" (333)	—	2-3/4" (67)	320.0

E TYPE CONDUIT BODY*

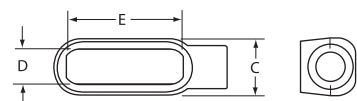
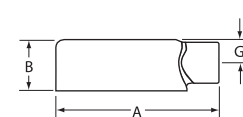
CATALOG NUMBER		HUB SIZE	DIMENSIONS							VOLUME CU. IN.
KILLARK ALUM.	DURALOY IRON		A	B	C	D	E	F	G	
OE-1	OE-1M	1/2"	4-5/8" (117)	1-3/8" (35)	1-3/8" (35)	1" (25)	3-9/32" (83)	—	5/8" (16)	4.0
OE-2	OE-2M	3/4"	5-3/8" (41)	1-5/8" (137)	1-5/8" (41)	1-7/32" (29)	3-15/16" (100)	—	3/4" (19)	7.0
OE-3	OE-3M	1"	6-1/4" (159)	2" (51)	1-7/8" (48)	1-15/32" (35)	4-17/32" (115)	—	7/8" (22)	12.0

* For conduit body packaged with cover and gasket, add **CG** to the catalog number.

Dimensions



C Type



E Type



ALUMINUM OR MALLEABLE IRON CONDUIT BODIES



LB Type



LL Type

- Suitable for wet locations when used with gasketed covers.
- Federal Specification W-C-586D/A-A 50563.
- Suitable for use in hazardous location applications when installed according to NEC Articles 501.10(b), Class I, Div. 2, (Suitable for use in Class I Zone 2 applications) 502.10 and 503.10.

UL LISTED File No. E3397

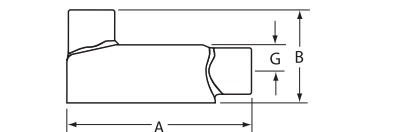
SF Certified File No. LR11852

FEATURES-SPECIFICATIONS

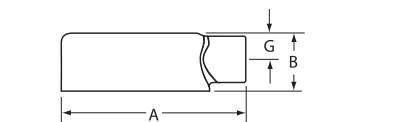


See page F15 for Standard Materials & Finish

Dimensions



LB Type



LL Type

CATALOG NUMBER		HUB SIZE	DIMENSIONS							VOLUME CU. IN.
KILLARK ALUM.	DURALOY IRON		A	B	C	D	E	F	G	
OLB-1	OLB-1M	1/2"	4-17/32" (115)	2-9/32" (83)	1-3/8" (35)	1" (25)	3-5/32" (80)	4-3/8" (111)	5/8" (16)	4.0
OLB-2	OLB-2M	3/4"	5-3/4" (146)	2-1/2" (64)	1-5/8" (41)	1-7/32" (31)	3-25/32" (96)	4-29/32" (125)	3/4" (19)	7.0
OLB-3	OLB-3M	1"	6-5/8" (168)	2-29/32" (74)	1-7/8" (48)	1-15/32" (37)	4-17/32" (115)	5-23/32" (145)	15/16" (24)	12.0
OLB-4	OLB-4M	1-1/4"	7-1/2" (191)	3-3/16" (81)	2-5/8" (67)	2" (51)	6" (152)	6-13/32" (162)	1-3/16" (30)	28.8
OLB-5	OLB-5M	1-1/2"	9-1/8" (232)	4" (102)	2-5/8" (67)	2" (51)	6" (152)	17-3/4" (451)	1-3/8" (32)	36.0
OLB-6	OLB-6M	2"	10" (254)	4-13/16" (122)	3-1/8" (79)	2-9/16" (65)	8-1/16" (205)	8-5/32" (207)	1-5/8" (38)	70.0
OLB-7	OLB-7M	2-1/2"	13-15/16" (354)	6-1/8" (156)	4-3/8" (111)	3-11/16" (94)	10-5/8" (270)	11-7/16" (291)	2-1/2" (64)	142.0
OLB-8	OLB-8M	3"	13-15/16" (354)	6-1/2" (165)	4-3/8" (111)	3-11/16" (94)	10-5/8" (270)	11-7/16" (291)	2-3/16" (54)	173.0
OLB-9	OLB-9M	3-1/2"	16-7/8" (429)	7-9/16" (192)	5-1/2" (140)	4-7/8" (124)	13-1/8" (333)	13-3/4" (349)	2-1/2" (67)	292.0
OLB-0	OLB-0M	4"	16-7/8" (429)	7-13/16" (198)	5-1/2" (140)	4-7/8" (124)	13-1/8" (333)	13-3/4" (349)	2-3/4" (70)	324.0

CATALOG NUMBER		HUB SIZE	DIMENSIONS							VOLUME CU. IN.
KILLARK ALUM.	DURALOY IRON		A	B	C	D	E	F	G	
OLL-1	OLL-1M	1/2"	4-5/8" (117)	1-3/8" (35)	2" (51)	1" (25)	3-5/32" (80)	—	5/8" (16)	4.0
OLL-2	OLL-2M	3/4"	5-3/8" (137)	1-5/8" (41)	2-3/16" (56)	1-7/32" (31)	3-25/32" (96)	—	3/4" (19)	7.0
OLL-3	OLL-3M	1"	6-1/4" (159)	2" (51)	2-9/16" (65)	1-15/32" (37)	4-17/32" (115)	—	15/16" (24)	12.0
OLL-4	OLL-4M	1-1/4"	8-1/8" (206)	2-5/8" (67)	3-1/2" (89)	2" (51)	6" (152)	—	1-3/16" (30)	32.0
OLL-5	OLL-5M	1-1/2"	8-1/8" (206)	2-3/4" (70)	3-1/2" (89)	2" (51)	6" (152)	—	1-3/8" (32)	36.0
OLL-6	OLL-6M	2"	10-9/16" (268)	3-1/2" (89)	4-3/16" (106)	2-9/16" (65)	8-1/16" (205)	—	1-5/8" (38)	70.0
OLL-7	OLL-7M	2-1/2"	13-11/16" (348)	4" (102)	5-3/4" (146)	3-11/16" (94)	10-5/8" (270)	—	1-13/16" (46)	142.0
OLL-8	OLL-8M	3"	13-11/16" (348)	4-3/4" (121)	5-3/4" (146)	3-11/16" (94)	10-5/8" (270)	—	2-3/16" (54)	173.0
OLL-9	OLL-9M	3-1/2"	16-1/2" (419)	5-1/2" (140)	7-1/8" (181)	4-7/8" (124)	13-1/8" (333)	—	2-1/2" (67)	292.0
OLL-0	OLL-0M	4"	16-1/2" (419)	5-5/8" (143)	7-1/8" (181)	4-7/8" (124)	13-1/8" (333)	—	2-3/4" (70)	324.0

* For conduit body packaged with cover and gasket, add CG to the catalog number.