ABB BALDOR RELIANCE

Customer information packet

VLECP4107T

25HP, 3520RPM, 3PH, 60HZ, 284LP, 1048M, TEFC, F
Class - None
Division - Not Applicable

Copyright © All product information within this document is subject to ABB Motors and Mechanical Inc. copyright © protection, unless otherwise noted.
11/5/2026 2:14:29 PM

Specifications

Enclosure	TEFC
Frame	284LP
Frame Material	Iron
Frequency	60.00 Hz
Haz Area Class and Group	None
Haz Area Division	Not Applicable
Motor Letter Type	Three Phase
Output @ Frequency	25.000 HP @ 60 HZ
Phase	3
Synchronous Speed @ Frequency	3600 RPM @ 60 HZ
Voltage @ Frequency	460.0 V @ 60 HZ
	230.0 V @ 60 HZ
Agency Approvals	CSA
	CSA EEV
	UR
Ambient Temperature	40 °C
Auxiliary Box	NO AUXILLARY BOX
Auxiliary Box Lead Termination	None
Base Indicator	No Mounting
Bearing Grease Type	Polyrex EM (-20F +300F)
Blower	None
Constant Torque Speed Range	6
Current @ Voltage	28.000 A @ 460.0 V
	56.000 A @ 230.0 V
Design Code	B
Drip Cover	Drip Cover
Duty Rating	CONT
Efficiency @ 100% Load	91.7 %
Electrically Isolated Bearing	Not Electrically Isolated
Feedback Device	NO FEEDBACK
Front Face Code	Standard
Front Shaft Indicator	None

Part Detail

Revision	R
Type	AC
Mech. spec.	10M69
Base	
Status	PRD/A
Elec. spec.	10WGZ273
Layout	10LYM069
Eff. date	11-03-2025
CD Diagram	CD0180
Poles	02
Leads	9#10
Proprietary	False
Created date	07-13-2015

Haz Area Temp Code	T3
Heater Indicator	No Heater
High Voltage Full Load Amps	28.0 a
Insulation Class	F
Inverter Code	Inverter Duty
KVA Code	F
Lifting Lugs	Vertical Lifting Lugs
Locked Bearing Indicator	Locked Bearing
Max Speed	5400 rpm
Motor Lead Exit	Ko Box
Motor Lead Quantity/Wire Size	9 @ 10 AWG
Motor Lead Termination	Flying Leads
Motor Standards	NEMA
Motor Type	1048M
Mounting Arrangement	F1
Number of Poles	2
Overall Length	32.44 IN
Power Factor	90
Product Family	Super-E Chemical Processing
Pulley End Bearing Type	Thrust
Pulley Face Code	P-Base
Pulley Shaft Indicator	P-Base Groove & Key
Rodent Screen	None
Service Factor	1.15
Shaft Diameter	1.750 IN
Shaft Extension Location	Pulley End
Shaft Ground Indicator	No Shaft Grounding
Shaft Rotation	Reversible
Shaft Slinger Indicator	Shaft Slinger
Speed	3520 rpm
Speed Code	Single Speed
Starting Method	Direct on line
Thermal Device - Bearing	NONE (OLD)
Thermal Device - Winding	None

Vibration Sensor Indicator	No Vibration Sensor
Winding Thermal 1	None
Winding Thermal 2	None

Nameplate

NP3241

CAT.NO.	VLECP4107T		**P/N**				**ENCLOSURE**	TEFC				
SPEC.	10M069Z273G1	**CC**	010A	**FRAME**	284LP		**S/N**					
HP	25		**CLASS**	F	**HZ**	60	**DES**	B				
RPM	3520		**RPM MAX**	5400	**PH**	3	**KVA-CODE**	F				
VOLT	230/460			**MOTOR WEIGHT**	400							
AMP	56/28		**SER.F.**	1.15	**PF**	90	**ODE BRG**	6309	**DE BRG**	QJ213		
RATING	40C AMB-CONT			**NEMA-NOM-EFF**	91.7		**GREASE**	POLYREX EM				
					INV.TYPE	PWM						
TEMP CODE	T3		**INVERTER-TEMP-CODE**	200								
TEMP =	200	**C HP FR**	60		**C HP TO**	90						
CT HZ FROM	6		**CT HZ TO**	60								
HTR-VOLTS		**HTR-AMPS**		**HTR-WATTS**			**MAX. SPACE HEATER TEMP.**			**VT HZ FROM**	3	**VT HZ TO** 60

AC Induction Motor Performance Data
Record # 47234
Typical performance - not guaranteed values

Winding: 10WGZ273-R002	**Type:** 1048M	**Enclosure:** TEFC

Nameplate Data				**460 V, 60 Hz: Single Voltage Motor**	
Rated Output (HP)			25	**Full Load Torque**	37.3 LB-FT
Volts			230/460	**Start Configuration**	direct on line
Full Load Amps			56/28	**Breakdown Torque**	103 LB-FT
R.P.M.			3520	**Pull-up Torque**	42.1 LB-FT
Hz	60	**Phase**	3	**Locked-rotor Torque**	54 LB-FT
NEMA Design Code	B	**KVA Code**	F	**Starting Current**	171 A
Service Factor (S.F.)			1.15	**No-load Current**	6.99 A
NEMA Nom. Eff.	91.7	**Power Factor**	90	**Line-line Res. @ 25ºC**	0.295 Ω
Rating - Duty			40C AMB-CONT	**Temp. Rise @ Rated Load**	57°C
S.F. Amps				**Temp. Rise @ S.F. Load**	72°C
				Locked-rotor Power Factor	23.3
				Rotor inertia	2.06 LB-FT2

Load Characteristics 460 V, 60 Hz, 25 HP

% of Rated Load	**25**	**50**	**75**	**100**	**125**	**150**	**S.F.**
Power Factor	69	83	88	90	90	90	90
Efficiency	87.7	91.6	92.1	91.7	90.8	89.7	91.3
Speed	3580	3563	3543	3521	3497	3470	3507
Line amperes	10.1	15.4	21.7	28.3	35.7	43.5	32.7

ABB Motors and Mechanical Inc.

WINDING # 10WGZ273

25 HP 3 PH 60 HZ 3520 RPM 460 V 1048M

Typical performance - not guaranteed values.

TORQUES(LB-FT): PO=103 PU=42.1 LR=54 LRA=171

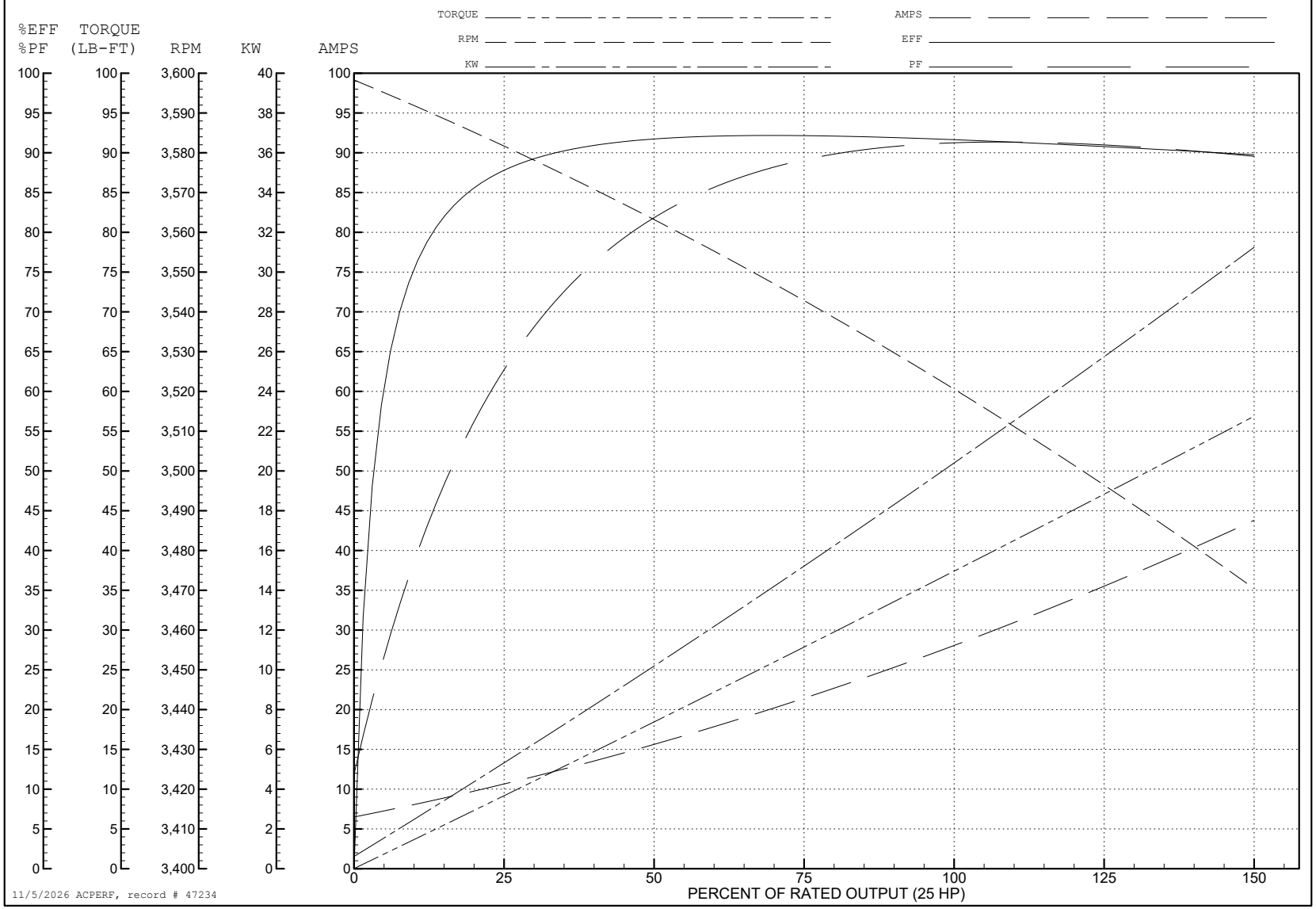

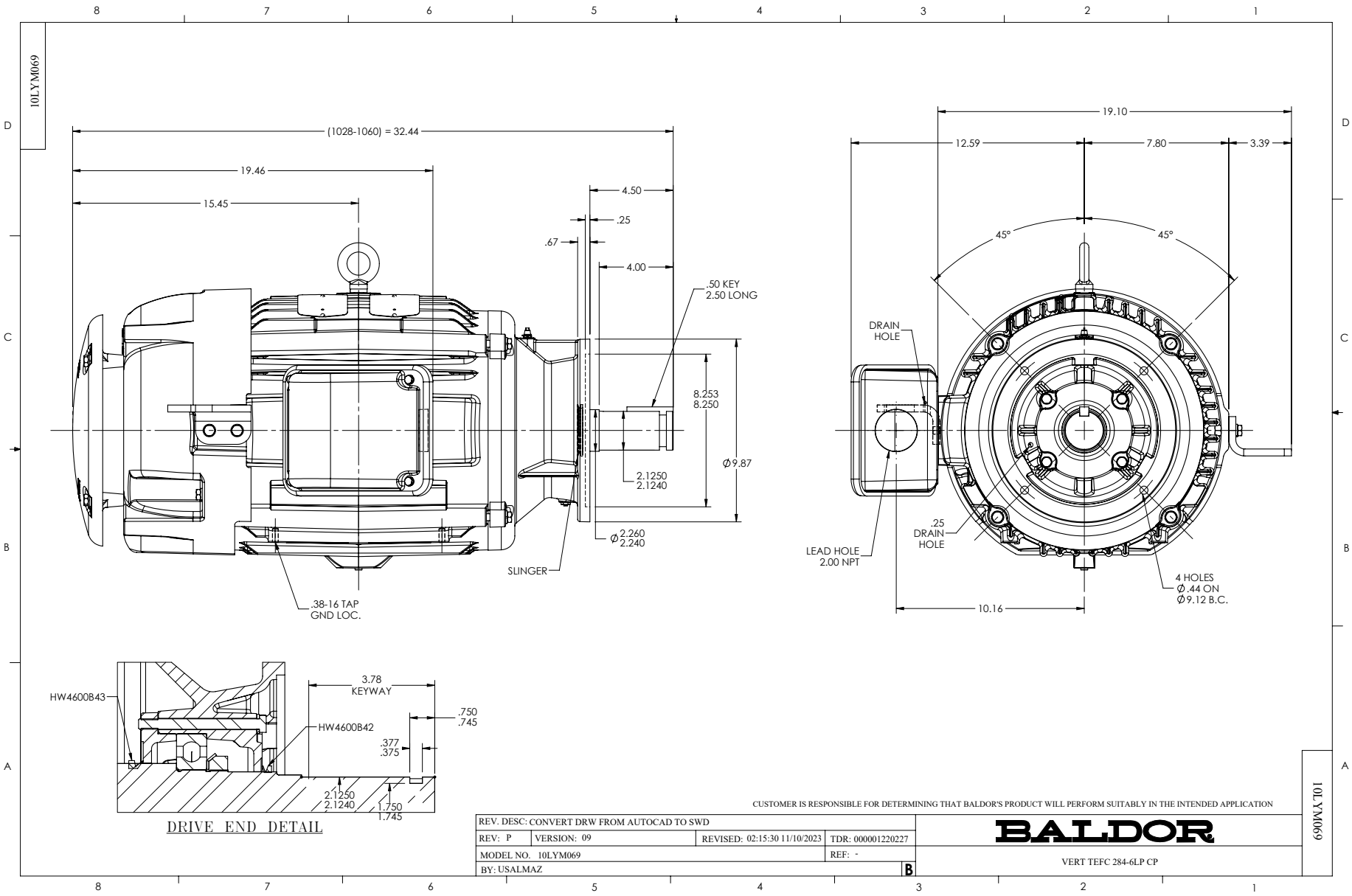
10LYM069
(1028-1060) = 32.44
19.46
15.45
4.50
.25
.67
4.00
.50 KEY
2.50 LONG
8.253
8.250
Ø9.87
2.1250
2.1240
Ø2.260
Ø2.240
SLINGER
.38-16 TAP
GND LOC.
19.10
12.59
7.80
3.39
45°
45°
DRAIN
HOLE
.25
DRAIN
HOLE
LEAD HOLE
2.00 NPT
4 HOLES
Ø.44 ON
Ø9.12 B.C.
10.16
HW4600B43
3.78
KEYWAY
HW4600B42
.750
.745
.377
.375
2.1250
2.1240
1.750
1.745
DRIVE END DETAIL
CUSTOMER IS RESPONSIBLE FOR DETERMINING THAT BALDOR'S PRODUCT WILL PERFORM SUITABLY IN THE INTENDED APPLICATION
REV. DESC: CONVERT DRW FROM AUTOCAD TO SWD
REV: P
VERSION: 09
REVISED: 02:15:30 11/10/2023
TDR: 000001220227
MODEL NO. 10LYM069
REF: -
BY: USALMAZ
B
BALDOR
VERT TEFC 284-6LP CP
10LYM069

CD0180

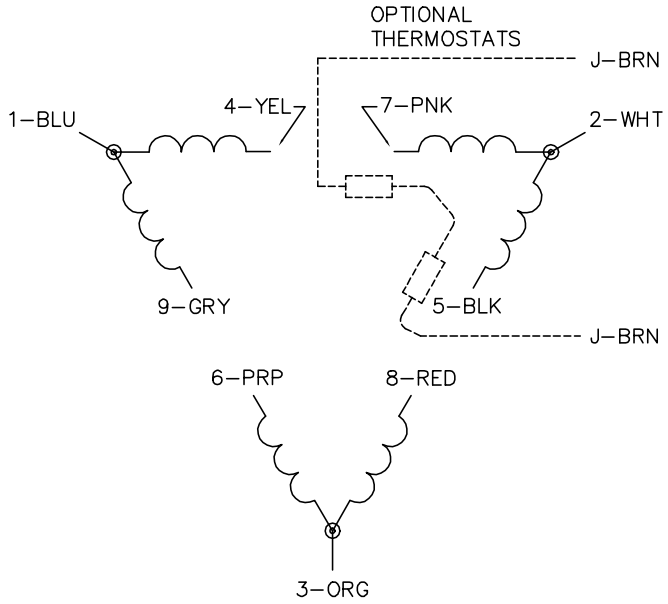

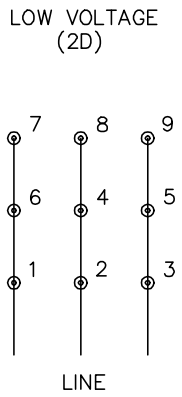

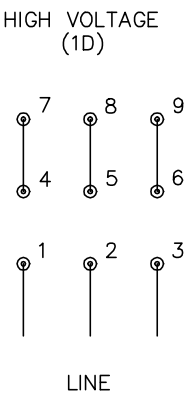

NOTES:

1. INTERCHANGE ANY TWO LINE LEADS TO REVERSE ROTATION.
2. OPTIONAL THERMOSTATS ARE PROVIDED WHEN SPECIFIED.
3. ACTUAL NUMBER OF INTERNAL PARALLEL CIRCUITS MAY BE A MULTIPLE OF THOSE SHOWN ABOVE.
4. LEAD COLORS ARE OPTIONAL. LEADS MUST ALWAYS BE NUMBERED AS SHOWN.

CD0180

REV. DESC: ADD CLASS CONN00000007		
REV. LTR: D	VERSION: 01	TDR: 000001099922
FILE: \AAA\00005\148	REVISED: 10:25:29 02/19/2019	BY: ENBRIR0
MTL: –		

BALDOR - RELIANCE®

3PH, DV, 9 LEADS, DELTA CONNECTION

SH 1 of 1