ABB BALDOR RELIANCE

Customer information packet

ECR9104T

10HP, 1775RPM, 3PH, 60HZ, 215T, 0748M, TEFC, F1
Class - None
Division - Not Applicable

Copyright © All product information within this document is subject to ABB Motors and Mechanical Inc. copyright © protection, unless otherwise noted.
11/5/2026 6:00:08 PM

Specifications

Enclosure	TEFC
Frame	215T
Frame Material	Iron
Frequency	60.00 Hz
Haz Area Class and Group	None
Haz Area Division	Not Applicable
Motor Letter Type	Three Phase
Output @ Frequency	10.000 HP @ 60 HZ
Phase	3
Synchronous Speed @ Frequency	1800 RPM @ 60 HZ
Voltage @ Frequency	230.0 V @ 60 HZ
	460.0 V @ 60 HZ
Agency Approvals	CCSA US
	CSA EEV
	NEMA PREMIUM
	UR
Ambient Temperature	40 °C
Auxiliary Box	NO AUXILLARY BOX
Auxiliary Box Lead Termination	None
Base Indicator	Rigid
Bearing Grease Type	Polyrex EM (-20F +300F)
Blower	None
Constant Torque Speed Range	6
Current @ Voltage	27.800 A @ 230.0 V
	13.900 A @ 460.0 V
Design Code	A
Drip Cover	No Drip Cover
Duty Rating	CONT
Efficiency @ 100% Load	91.7 %
Electrically Isolated Bearing	Not Electrically Isolated
Enclosure Modification	Severe Duty Features
Feedback Device	NO FEEDBACK

Part Detail

Revision	A
Type	AC
Mech. spec.	07N167
Base	
Status	PRD/A
Elec. spec.	07WGZ114
Layout	07LYN167
Eff. date	12-01-2023
CD Diagram	CD0005
Poles	04
Leads	9#14
Proprietary	False
Created date	03-28-2023

Front Shaft Indicator	None
Heater Indicator	No Heater
High Voltage Full Load Amps	13.9 a
Insulation Class	F
Inverter Code	Inverter Duty
KVA Code	L
Lifting Lugs	Standard Lifting Lugs
Locked Bearing Indicator	Locked Bearing
Max Speed	2700 rpm
Motor Lead Quantity/Wire Size	9 @ 14 AWG
Motor Lead Termination	Flying Leads
Motor Standards	NEMA
Motor Type	0748M
Mounting Arrangement	F1
Number of Poles	4
Overall Length	19.58 IN
Power Factor	73
Product Family	Super-E Chemical Processing
Pulley End Bearing Type	Ball
Pulley Face Code	Standard
Pulley Shaft Indicator	Standard
Rodent Screen	None
Service Factor	1.25
Shaft Diameter	1.375 IN
Shaft Ground Indicator	No Shaft Grounding
Shaft Rotation	Reversible
Shaft Slinger Indicator	Shaft Slinger
Speed	1770 rpm
Speed Code	Single Speed
Starting Method	Direct on line
Thermal Device - Bearing	None
Thermal Device - Winding	None
Vibration Sensor Indicator	No Vibration Sensor
Winding Thermal 1	None

Winding Thermal 2	None

Nameplate

NP3294									
CAT NO	ECR9104T								
SPEC.	07N167Z114G1			**ENCL**	TEFC				
FRAME	215T	**HP**	10						
VOLTS	230/460								
FLA	28/14			**I.P.**	55				
RPM	1775	**RPM MAX**	2700						
HZ	60	**PH**	3	**CLASS**	F				
SER.F.	1.25	**DES**	A	**CC**	010A				
NEMA-NOM-EFF	91.7								
RATING	40C AMB-CONT								
DE BRG	6309	**ODE BRG**	6307						
GREASE	POLYREX EM								
INV.TYPE	PWM	**C HP FR**	60	**C HP TO**	90				
CT HZ FROM	6	**CT HZ TO**	60	**VT HZ FROM**	6	**VT HZ TO**	60		
SER.NO									
	SFA 32/16								

AC Induction Motor Performance Data
Record # 102668
Typical performance - not guaranteed values

Winding: 07WGZ114-R001	**Type:** 0748M	**Enclosure:** TEFC

Nameplate Data			**460 V, 60 Hz: High Voltage Connection**	
Rated Output (HP)		10	**Full Load Torque**	29.64 LB-FT
Volts		230/460	**Start Configuration**	direct on line
Full Load Amps		28/14	**Breakdown Torque**	129 LB-FT
R.P.M.		1775	**Pull-up Torque**	52.5 LB-FT
Hz	60 **Phase**	3	**Locked-rotor Torque**	78.1 LB-FT
NEMA Design Code	A **KVA Code**	L	**Starting Current**	123 A
Service Factor (S.F.)		1.25	**No-load Current**	7.83 A
NEMA Nom. Eff.	91.7 **Power Factor**	74	**Line-line Res. @ 25ºC**	0.83288 Ω
Rating - Duty		40C AMB-CONT	**Temp. Rise @ Rated Load**	58°C
S.F. Amps		32/16	**Temp. Rise @ S.F. Load**	76°C
			Locked-rotor Power Factor	37.1
			Rotor inertia	1.18 lb-ft²

Load Characteristics 460 V, 60 Hz, 10 HP

% of Rated Load	**25**	**50**	**75**	**100**	**125**	**150**	**S.F.**
Power Factor	33	54	67	74	79	82	79
Efficiency	84.8	90.5	91.9	92.1	91.7	91	91.7
Speed	1792.8	1786.7	1780.1	1773.2	1766.1	1757.9	1766
Line amperes	8.33	9.63	11.5	13.7	16.2	18.9	16.2

ABB Motors and Mechanical Inc.

WINDING # 07WGZ114

10 HP 3 PH 60 HZ 1775 RPM 460 V 0748M

Typical performance - not guaranteed values.

TORQUES(LB-FT): PO=129 PU=52.5 LR=78.1 LRA=123

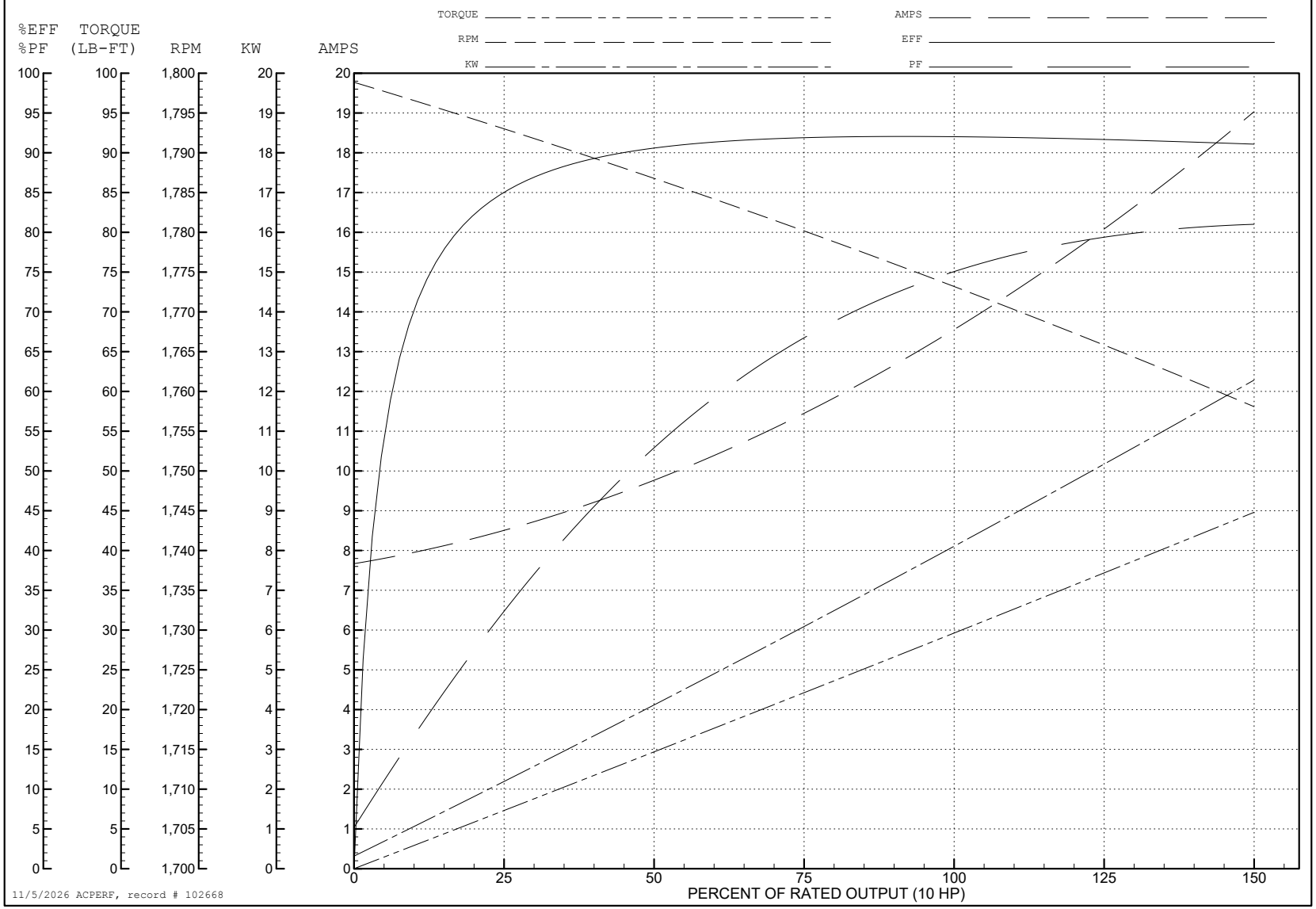

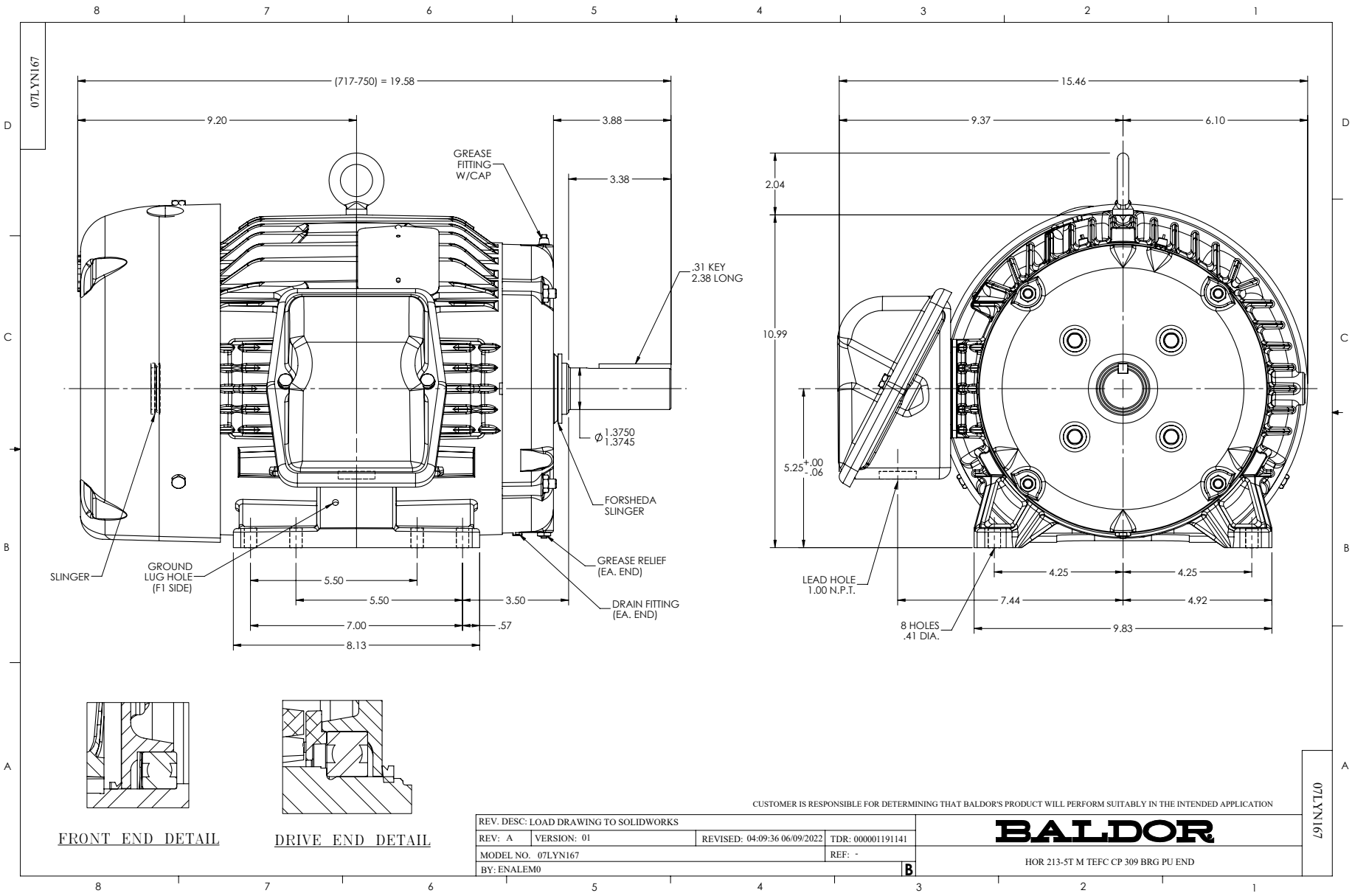
07LYN167
(717-750) = 19.58
9.20
3.88
3.38
GREASE FITTING W/CAP
.31 KEY 2.38 LONG
Ø 1.3750 1.3745
FORSHEDA SLINGER
GREASE RELIEF (EA. END)
DRAIN FITTING (EA. END)
SLINGER
GROUND LUG HOLE (F1 SIDE)
5.50
5.50
3.50
7.00
.57
8.13
15.46
9.37
6.10
2.04
10.99
5.25 +.00 -.06
LEAD HOLE 1.00 N.P.T.
4.25
4.25
7.44
4.92
8 HOLES .41 DIA.
9.83
FRONT END DETAIL
DRIVE END DETAIL
CUSTOMER IS RESPONSIBLE FOR DETERMINING THAT BALDOR'S PRODUCT WILL PERFORM SUITABLY IN THE INTENDED APPLICATION
REV. DESC: LOAD DRAWING TO SOLIDWORKS
REV: A
VERSION: 01
REVISED: 04:09:36 06/09/2022
TDR: 000001191141
MODEL NO. 07LYN167
REF: -
BY: ENALEM0
B
BALDOR
HOR 213-5T M TEFC CP 309 BRG PU END
07LYN167

CD0005

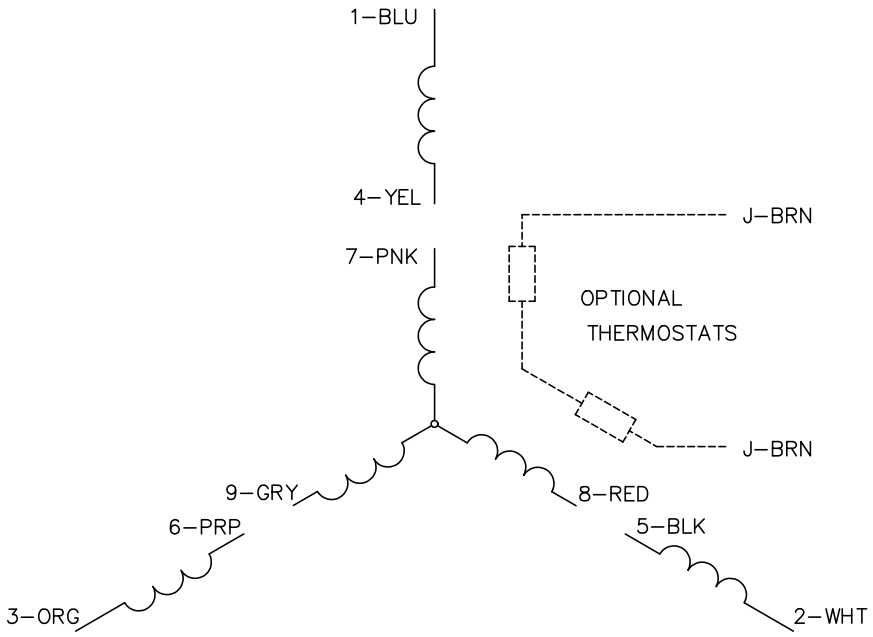

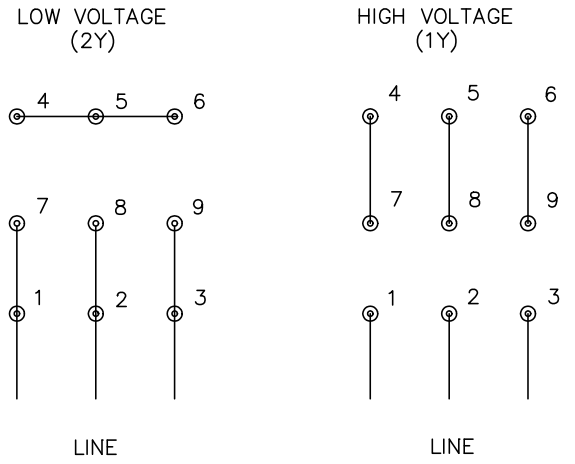

NOTES:

1. INTERCHANGE ANY TWO LINE LEADS TO REVERSE ROTATION.
2. OPTIONAL THERMOSTATS ARE PROVIDED WHEN SPECIFIED.
3. ACTUAL NUMBER OF INTERNAL PARALLEL CIRCUITS MAY BE A MULTIPLE OF THOSE SHOWN ABOVE.
4. LEAD COLORS ARE OPTIONAL. LEADS MUST ALWAYS BE NUMBERED AS SHOWN.

CD0005

REV. DESC: REVISE TO SHOW OPTIONAL COLORS			BALDOR ELECTRIC Co.
REV. LTR: E	BY: JLP	REVISED: 01/19/99 10:15	TDR: 0171435
CD0005		FILE: AAA00005140	MDL: –
		MTL: –	3PH, DV, 9 LEADS