





Shown actual size: Diva preset dimmer and 1-gang Claro® wallplate in White (WH).

### Product family features








- Large paddle switch with a captive linear-slide dimmer for a standard designer wallplate opening
- Full family of products for most lighting sources
- Preset dimmer
- Select lighter color models feature built-in soft-glow locator light
- Uses standard single-pole and 3-way wiring for easy installation
- **eco-dim®** model available
- 1000W preset dimmers have voltage compensation, which maintains stable light levels, despite line voltage variations
- 100% factory tested
- Coordinating Claro®, Satin Colors® and Stainless Steel wallplates only available separately
- Custom engraving available for wallplates, see pg. 155

### Control types


 Single-pole (one location)

 3-way or 4-way (two or more locations)

### Direct load type compatibility

-  Incandescent/halogen lighting
-  Magnetic low-voltage lighting
-  Electronic low-voltage lighting
-  Fluorescent lighting
-  LED lighting
-  Dimmable compact fluorescent
-  Ceiling fans

### Load type requiring load interface

 Neon/cold cathode lighting

Lighting load interfaces may be applicable for some additional load type, voltage and capacity combinations.

For additional information, see pg. 174.

**Available finishes**

Use **BOLD** color code in model number (Example: DV-600P-**BR**)

Gloss finishes\*



**WH**  
White



**LA**  
Light Almond



**AL**  
Almond



**IV**  
Ivory



**GR**  
Gray



**BR**  
Brown



**BL**  
Black

Satin finishes\*



**SW**  
Snow



**LS**  
Limestone



**BI**  
Biscuit



**ES**  
Eggshell



**PD**  
Palladium



**TP**  
Taupe



**ST**  
Stone



**BG**  
Bluestone



**PL**  
Plum



**SG**  
Sea Glass



**TQ**  
Turquoise



**GS**  
Goldstone



**DS**  
Desert Stone



**GB**  
Greenbriar



**MS**  
Mocha Stone



**TC**  
Terracotta



**SI**  
Sienna



**HT**  
Hot



**MR**  
Merlot



**MN**  
Midnight



**SS**  
Stainless Steel

\*Coordinating wallplates only available separately. For wallplate information, see pg. 160.

Stainless Steel wallplate includes black plastic trim/adaptor, visible from side. Match with separate Black (BL) or Midnight (MN) controls.

### Dimmer model numbers

#### Incandescent/halogen dimmers

##### Dimmers

|                           |  |
|---------------------------|--|
| Single-pole<br>120V 600W  | DV-600P- <b>CC</b> <sup>3</sup><br>DVSC-600P- <b>CC</b> <sup>4</sup> |
| Single-pole<br>120V 1000W | DV-10P- <b>CC</b> <sup>3</sup><br>DVSC-10P- <b>CC</b> <sup>4</sup>   |
| 3-way<br>120V 600W        | DV-603P- <b>CC</b> <sup>3</sup><br>DVSC-603P- <b>CC</b> <sup>4</sup> |
| 3-way<br>120V 1000W       | DV-103P- <b>CC</b> <sup>3</sup><br>DVSC-103P- <b>CC</b> <sup>4</sup> |

##### eco-dim® dimmer with locator light

|                                |                                  |
|--------------------------------|----------------------------------|
| 3-way/single-pole<br>120V 600W | DV-603PG- <b>EE</b> <sup>2</sup> |
|--------------------------------|----------------------------------|

eco-dim model guarantees at least 15% energy savings compared to a standard switch.

#### Magnetic low-voltage dimmers

##### Dimmers

|                                   |  |
|-----------------------------------|--|
| Single-pole<br>120V 600VA (450W)  | DVLV-600P- <b>CC</b> <sup>3</sup><br>DVSCLV-600P- <b>CC</b> <sup>4</sup> |
| Single-pole<br>120V 1000VA (800W) | DVLV-10P- <b>CC</b> <sup>3</sup><br>DVSCLV-10P- <b>CC</b> <sup>4</sup>   |
| 3-way<br>120V 600VA (450W)        | DVLV-603P- <b>CC</b> <sup>3</sup><br>DVSCLV-603P- <b>CC</b> <sup>4</sup> |
| 3-way<br>120V 1000VA (800W)       | DVLV-103P- <b>CC</b> <sup>3</sup><br>DVSCLV-103P- <b>CC</b> <sup>4</sup> |

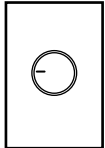
The stated VA (Volt-Ampere) rating includes the magnetic transformer heat losses and the lamp load. The stated W (Watt) rating is the maximum lamp wattage based on assumed 20% transformer loss.

**CC**<sup>3</sup>: Gloss color codes, see pg. 87  
**CC**<sup>4</sup>: Satin color codes, see pg. 87  
**EE**<sup>2</sup>: Available in White (WH), Ivory (IV), Almond (AL) and Light Almond (LA)  
 (Wallplates not included with above, order separately, see pg. 160)

All models must be derated if ganged unless otherwise noted, see pg. 170.

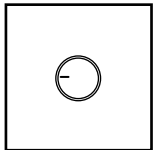
**Centurion® Controls** pg.42

Dimmers with Rotate On/Off Knob



Incandescent/  
Halogen

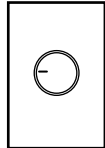
C-600-  
C-1000-



Incandescent/  
Halogen

C-1500-  
C-2000-

Rotary Dimmers  
(Push On/Off)

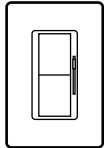


Incandescent/  
Halogen

C-600P-  
C-10P-  
C-603P-  
C-103P-

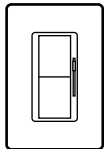
**Diva® Controls** pg.86

Dimmers with Locator Light




Incandescent/  
Halogen

DV-600P-  
DVSC-600P-  
DV-10P-  
DVSC-10P-  
DV-603P-  
DVSC-603P-  
DV-103P-  
DVSC-103P-



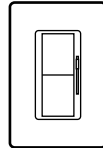
Incandescent/  
Halogen  
eco-dim®

DV-603PG-



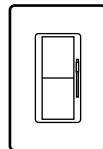
Tu-Wire®  
Fluorescent

DVFTU-5A3P-  
DVSCFTU-5A3P-



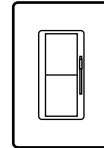
Electronic  
Low-Voltage

DVELV-300P-  
DVSCELV-300P-  
DVELV-303P-  
DVSCELV-303P-



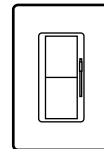
Philips Energy  
Saver Dimmable  
CFL

DVPDC-203P-



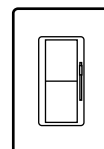
Magnetic  
Low-Voltage

DVLV-600P-  
DVSCLV-600P-  
DVLV-10P-  
DVSCLV-10P-  
DVLV-603P-  
DVSCLV-603P-  
DVLV-103P-  
DVSCLV-103P-



3-Wire  
Fluorescent  
and Hi-lume®  
LED Drivers

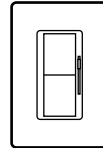
DVF-103P-  
DVSCF-103P-  
DVF-103P-277-  
DVSCF-103P-277-



0-10V Fluorescent  
and LED Drivers

DVTV-  
DVSCTV-

Fan Controls



Quiet 3-Speed

DVFSQ-F-  
DVSCFSQ-F-  
DVFSQ-F-HO-