ABB BALDOR RELIANCE

Customer information packet

EM2513T-8

15HP, 1770RPM, 3PH, 60HZ, 254T, 3948M, OPSB, F1
Class - None
Division - Not Applicable

Copyright © All product information within this document is subject to ABB Motors and Mechanical Inc. copyright © protection, unless otherwise noted.
11/5/2026 3:30:50 PM

Specifications

Enclosure	OPSB
Frame	254T
Frame Material	Steel
Frequency	60.00 Hz
Haz Area Class and Group	None
Haz Area Division	Not Applicable
Motor Letter Type	Three Phase
Output @ Frequency	15.000 HP @ 60 HZ
Phase	3
Synchronous Speed @ Frequency	1800 RPM @ 60 HZ
Voltage @ Frequency	200.0 V @ 60 HZ
Agency Approvals	CURUSEEV
	NEMA PREMIUM
	NEMA PREMIUM (OLD LOGO)
Ambient Temperature	40 °C
Auxiliary Box	NO AUXILLARY BOX
Auxiliary Box Lead Termination	None
Base Indicator	Rigid
Bearing Grease Type	Polyrex EM (-20F +300F)
Blower	None
Current @ Voltage	40.000 A @ 208.0 V
	41.000 A @ 200.0 V
Design Code	A
Drip Cover	No Drip Cover
Duty Rating	CONT
Efficiency @ 100% Load	93.0 %
Electrically Isolated Bearing	Not Electrically Isolated
Feedback Device	NO FEEDBACK
Front Shaft Indicator	None
Heater Indicator	No Heater
High Voltage Full Load Amps	41.0 a
Insulation Class	F

Part Detail

Revision	J
Type	AC
Mech. spec.	39K57
Base	
Status	PRD/A
Elec. spec.	39WGY441
Layout	39LYK057
Eff. date	12-12-2025
CD Diagram	CD0006
Poles	04
Leads	3#8
Proprietary	False
Created date	01-05-2021

Inverter Code	Inverter Ready
IP Rating	NONE
KVA Code	H
Lifting Lugs	Standard Lifting Lugs
Locked Bearing Indicator	No Locked Bearing
Motor Lead Quantity/Wire Size	3 @ 8 AWG
Motor Lead Termination	Flying Leads
Motor Standards	NEMA
Motor Type	3948M
Mounting Arrangement	F1
Number of Poles	4
Overall Length	23.19 IN
Power Factor	85
Product Family	General Purpose
Pulley End Bearing Type	Ball
Pulley Face Code	Standard
Pulley Shaft Indicator	Standard
Rodent Screen	None
Service Factor	1.15
Shaft Diameter	1.625 IN
Shaft Ground Indicator	No Shaft Grounding
Shaft Rotation	Reversible
Shaft Slinger Indicator	No Slinger
Speed	1770 rpm
Speed Code	Single Speed
Starting Method	Direct on line
Thermal Device - Bearing	None
Thermal Device - Winding	None
Vibration Sensor Indicator	No Vibration Sensor
Winding Thermal 1	None
Winding Thermal 2	None

Nameplate

NP3553L									
CAT.NO.	EM2513T-8								
SPEC	39K057Y441								
HP	15								
VOLTS	200								
AMPS	41								
RPM	1770								
FRAME	254T	**HZ**	60			**PH**	3		
SF	1.15	**CODE**	H	**DES**	A	**CLASS**	F		
NEMA NOM. EFF	93	**PF**	85						
RATING	40C AMB-CONT								
CC	010A								
ENCL	OPSB	**SER**							
DE	6309	**ODE**	6208						
VPWM INVERTER READY									
CT30-60(2:1) VT3-60(20:1)									

Accessories

Part number	Description	Multiplier
39-3400	C FACE KIT	A8

AC Induction Motor Performance Data
Record # 86060
Preliminary Data Sheet

Winding: 39WGY441-R001	**Type:** 3948M	**Enclosure:** OPSB

Nameplate Data				**200 V, 60 Hz: Single Voltage Motor**	
Rated Output (HP)			15	**Full Load Torque**	44.5 LB-FT
Volts			200	**Start Configuration**	direct on line
Full Load Amps			41	**Breakdown Torque**	151 LB-FT
R.P.M.			1770	**Pull-up Torque**	61.8 LB-FT
Hz	60	**Phase**	3	**Locked-rotor Torque**	80.6 LB-FT
NEMA Design Code	A	**KVA Code**	H	**Starting Current**	279 A
Service Factor (S.F.)			1.15	**No-load Current**	15.2 A
NEMA Nom. Eff.	93	**Power Factor**	85	**Line-line Res. @ 25ºC**	0.122 Ω
Rating - Duty			40C AMB-CONT	**Temp. Rise @ Rated Load**	24°C
S.F. Amps			46.5	**Temp. Rise @ S.F. Load**	31°C
				Locked-rotor Power Factor	37.9
				Rotor inertia	2.1 lb-ft²

Load Characteristics 200 V, 60 Hz, 15 HP

% of Rated Load	**25**	**50**	**75**	**100**	**125**	**150**	**S.F.**
Power Factor	50	72	81	85	87	87	86
Efficiency	89.8	93	93.4	93	92.2	91.2	92.6
Speed	1793	1787	1779	1771	1763	1753	1766
Line amperes	18.1	24.1	32	40.8	50.3	60.8	46.5

ABB Motors and Mechanical Inc.

WINDING # 39WGY441

15 HP 3 PH 60 HZ 1770 RPM 200 V 3948M

Typical performance - not guaranteed values.

TORQUES(LB-FT): PO=151 PU=61.8 LR=80.6 LRA=279

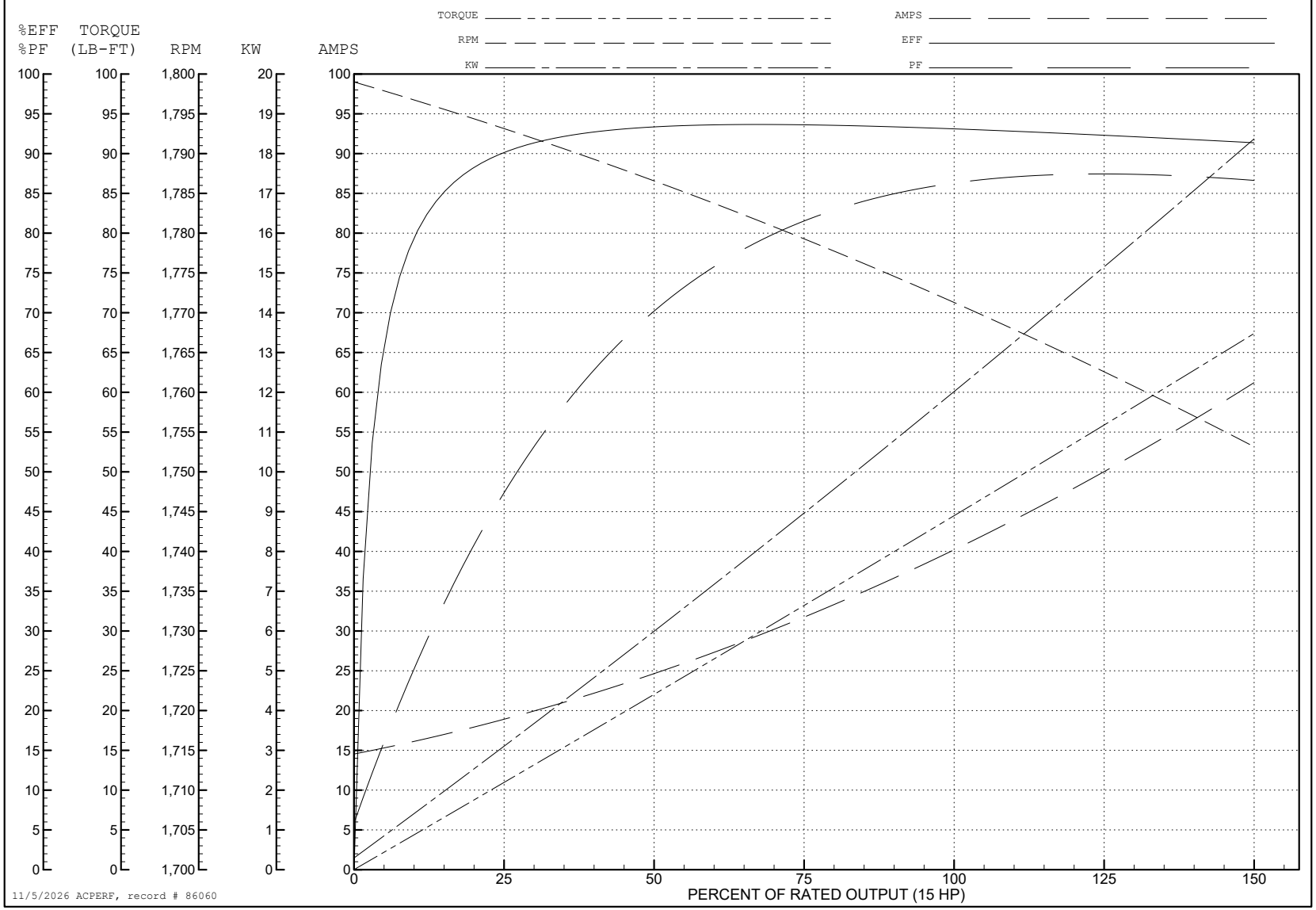

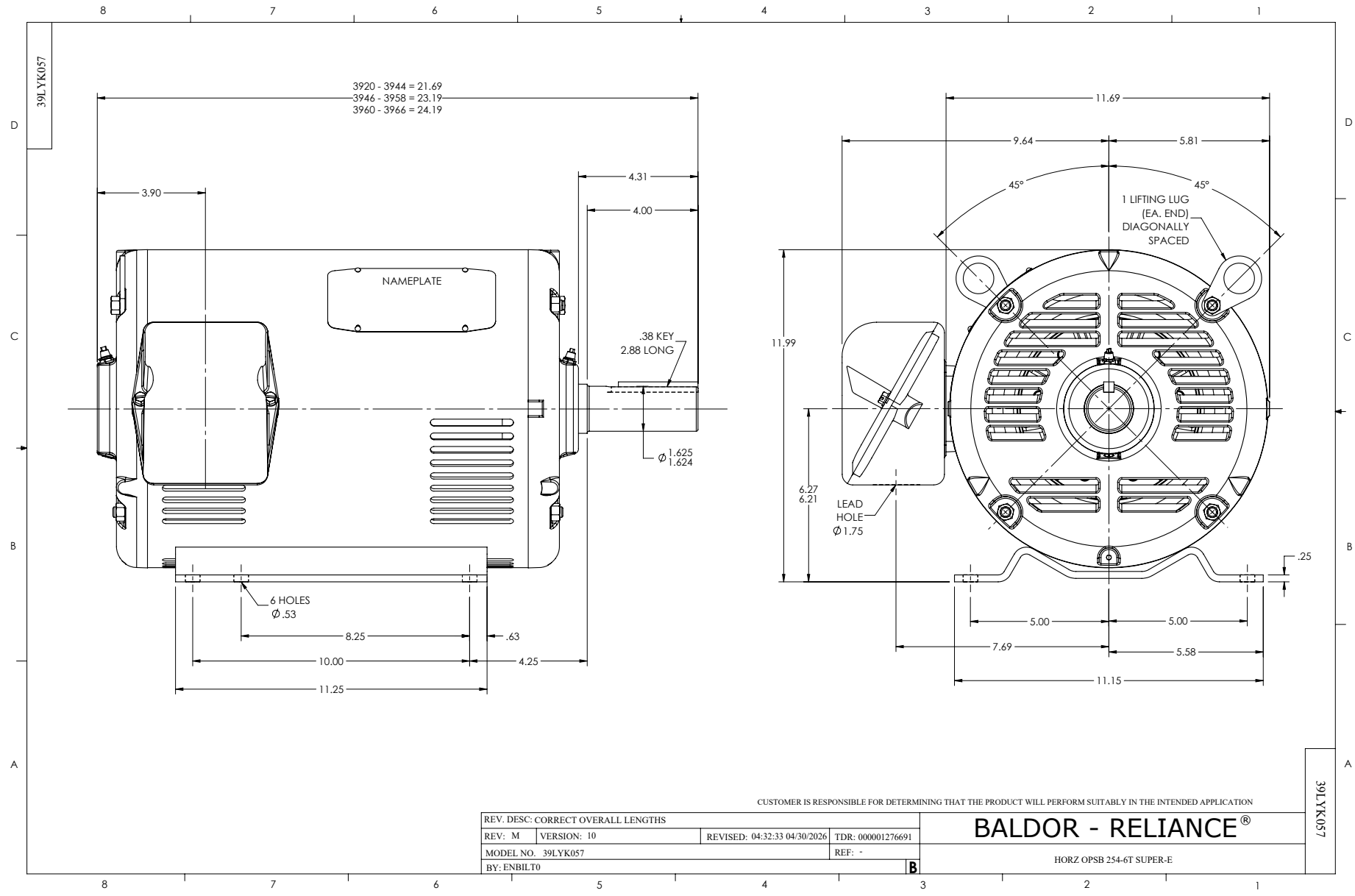
39LYK057
3920 - 3944 = 21.69
3946 - 3958 = 23.19
3960 - 3966 = 24.19
3.90
4.31
4.00
NAMEPLATE
.38 KEY
2.88 LONG
Ø 1.625
1.624
6 HOLES
Ø .53
8.25
.63
10.00
4.25
11.25
11.69
9.64
5.81
45°
45°
1 LIFTING LUG
(EA. END)
DIAGONALLY
SPACED
11.99
6.27
6.21
LEAD
HOLE
Ø 1.75
.25
5.00
5.00
7.69
5.58
11.15
CUSTOMER IS RESPONSIBLE FOR DETERMINING THAT THE PRODUCT WILL PERFORM SUITABLY IN THE INTENDED APPLICATION
REV. DESC: CORRECT OVERALL LENGTHS
REV: M
VERSION: 10
REVISED: 04:32:33 04/30/2026
TDR: 000001276691
MODEL NO. 39LYK057
REF: -
BY: ENBILT0
B
BALDOR - RELIANCE®
HORZ OPSB 254-6T SUPER-E
39LYK057

CD0006

TYPICAL WYE–CONNECTED MOTOR

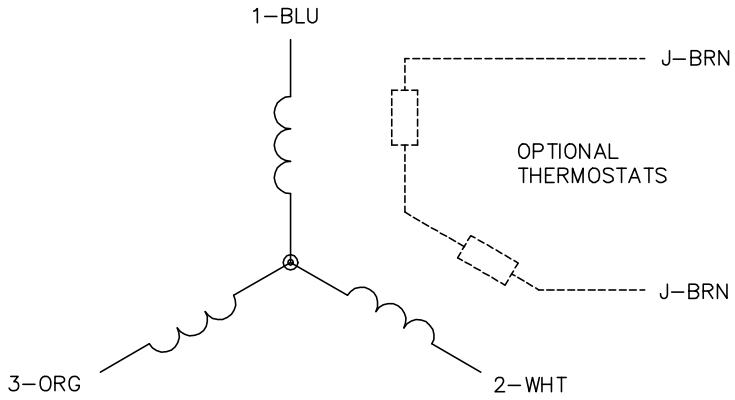

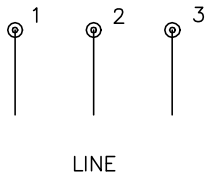

TYPICAL DELTA–CONNECTED MOTOR

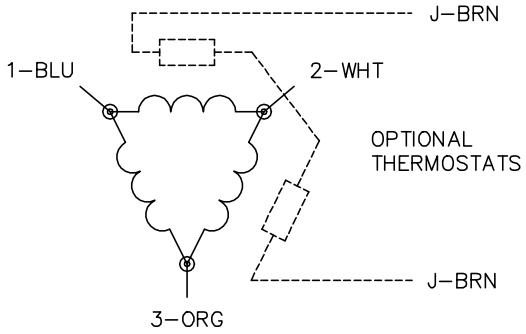

NOTES:

1. THREE LEAD MOTOR MAY BE EITHER WYE CONNECTED OR DELTA CONNECTED.
2. INTERCHANGE ANY TWO LINE LEADS TO REVERSE ROTATION.
3. OPTIONAL THERMOSTATS ARE PROVIDED WHEN SPECIFIED.
4. ACTUAL NUMBER OF INTERNAL PARALLEL CIRCUITS MAY VARY.
5. LEAD COLORS ARE OPTIONAL. LEADS MUST BE NUMBERED AS SHOWN.

CD0006

REV. DESC: ADD CLASS CONN00000007		
REV. LTR: E	VERSION: 01	TDR: 000001099922
FILE: \AAA\00005\141	REVISED: 10:24:49 02/19/2019	BY: ENBRIR0
MTL: –		

BALDOR - RELIANCE®

3PH, SV, 3 LEADS, WYE OR DELTA CONNECTED

SH 1 of 1