ABB BALDOR RELIANCE

Customer information packet

ECP3665T

5HP, 1750RPM, 3PH, 60HZ, 184T, 0642M, TEFC, F1
Class - CLI GP A,B,C,D
Division - Division II

Copyright © All product information within this document is subject to ABB Motors and Mechanical Inc. copyright © protection, unless otherwise noted.
11/5/2026 1:29:27 PM

Specifications

Enclosure	TEFC
Frame	184T
Frame Material	Iron
Frequency	60.00 Hz
Haz Area Class and Group	CLI GP A,B,C,D
Haz Area Division	Division II
Motor Letter Type	Three Phase
Output @ Frequency	5.000 HP @ 60 HZ
Phase	3
Synchronous Speed @ Frequency	1800 RPM @ 60 HZ
Voltage @ Frequency	230.0 V @ 60 HZ
	208.0 V @ 60 HZ
	460.0 V @ 60 HZ
Agency Approvals	CSA EEV
	NEMA PREMIUM
	NEMA_PREMIUM
	UR
	CCSA US
Ambient Temperature	40 °C
Auxiliary Box	NO AUXILLARY BOX
Auxiliary Box Lead Termination	None
Base Indicator	Rigid
Bearing Grease Type	Polyrex EM (-20F +300F)
Blower	None
Constant Torque Speed Range	1.7
Current @ Voltage	6.500 A @ 460.0 V
	14.000 A @ 208.0 V
	13.000 A @ 230.0 V
Design Code	B
Drip Cover	No Drip Cover
Duty Rating	CONT
Efficiency @ 100% Load	89.5 %

Part Detail

Revision	Z
Type	AC
Mech. spec.	06H483
Base	
Status	PRD/A
Elec. spec.	06WGX182
Layout	06LYH483
Eff. date	10-01-2025
CD Diagram	CD0005
Poles	04
Leads	9#16
Proprietary	False
Created date	04-05-2012

Electrically Isolated Bearing	Not Electrically Isolated
Enclosure Modification	Severe Duty Features
Feedback Device	NO FEEDBACK
Front Face Code	Standard
Front Shaft Indicator	None
Haz Area Temp Code	T3C
Heater Indicator	No Heater
High Voltage Full Load Amps	6.5 a
Insulation Class	F
Inverter Code	Inverter Duty
KVA Code	J
Lifting Lugs	Standard Lifting Lugs
Locked Bearing Indicator	No Locked Bearing
Max Speed	2700 rpm
Motor Lead Exit	Ko Box
Motor Lead Quantity/Wire Size	9 @ 16 AWG
Motor Lead Termination	Flying Leads
Motor Standards	NEMA
Motor Type	0642M
Mounting Arrangement	F1
Number of Poles	4
Overall Length	15.93 IN
Power Factor	79
Product Family	Chemical Processing (Not DC)
Pulley End Bearing Type	Ball
Pulley Face Code	Standard
Pulley Shaft Indicator	Standard
Rodent Screen	None
RoHS Status	ROHS COMPLIANT
Service Factor	1.15
Shaft Diameter	1.125 IN
Shaft Extension Location	Pulley End
Shaft Ground Indicator	No Shaft Grounding
Shaft Rotation	Reversible

Shaft Slinger Indicator	Shaft Slinger
Speed	1750 rpm
Speed Code	Single Speed
Starting Method	Direct on line
Thermal Device - Bearing	None
Thermal Device - Winding	None
Vibration Sensor Indicator	No Vibration Sensor
Winding Thermal 1	None
Winding Thermal 2	None

Nameplate

NP3257								
CAT.NO.	ECP3665T							
SPEC.	06H483X182G1							
HP	5 TE							
VOLTS	208-230/460							
AMP	14-13/6.5							
RPM	1750							
FRAME	184T	**HZ**	60			**PH**	3	
SER.F.	1.15	**CODE**	J	**DES**	B	**CL**	F	
RATING	40C AMB-CONT							
SN								
DE	6206	**ODE**	6206					
NEMA-NOM-EFF	89.5	**PF**	79					
G.MIN.EFF	89.5	**CC**	010A					
T. CODE	T3C	**T=**	160					

NP3260					
SPEC.	06H483X182G1				
D.E. BRG.	30BC02XP30X				
O.D.E. BRG.	30BC02XP30X				
GREASE	POLYREX EM				
RPM MAX	2700	**MAX. KVAR**	1.7		
BLANK					
INV.TYPE	PWM				
T=	160				
C HP FR	60	**C HP TO**	90		
CT HZ FROM	1.7	**CT HZ TO**	60		
VT HZ FROM	0-	**VT HZ TO**	60		
HTR-VOLTS		**HTR-AMPS**			
HTR-WATTS		**MAX. SPACE HEATER TEMP.**			

AC Induction Motor Performance Data
Record # 47003
Typical performance - not guaranteed values

Winding: 06WGX182-R063	**Type:** 0642M	**Enclosure:** TEFC

Nameplate Data				**460 V, 60 Hz: High Voltage Connection**	
Rated Output (HP)			5	**Full Load Torque**	15 LB-FT
Volts			208-230/460	**Start Configuration**	direct on line
Full Load Amps			14-13/6.5	**Breakdown Torque**	53.9 LB-FT
R.P.M.			1750	**Pull-up Torque**	22.4 LB-FT
Hz	60	**Phase**	3	**Locked-rotor Torque**	31.8 LB-FT
NEMA Design Code	B	**KVA Code**	J	**Starting Current**	46.6 A
Service Factor (S.F.)			1.15	**No-load Current**	3.02 A
NEMA Nom. Eff.	89.5	**Power Factor**	79	**Line-line Res. @ 25ºC**	2.63 Ω
Rating - Duty			40C AMB-CONT	**Temp. Rise @ Rated Load**	53°C
S.F. Amps				**Temp. Rise @ S.F. Load**	66°C
				Locked-rotor Power Factor	40.5
				Rotor inertia	0.391 LB-FT2

Load Characteristics 460 V, 60 Hz, 5 HP

% of Rated Load	**25**	**50**	**75**	**100**	**125**	**150**	**S.F.**
Power Factor	41	63	75	81	84	85	81
Efficiency	85.1	89.7	90.3	89.8	88.4	86.8	89.2
Speed	1789	1777	1765	1752	1737	1721	1743
Line amperes	3.35	4.14	5.21	6.45	7.91	9.47	7.48

ABB Motors and Mechanical Inc.

WINDING # 06WGX182

5 HP 3 PH 60 HZ 1750 RPM 460 V 0642M

Typical performance - not guaranteed values.

TORQUES(LB-FT): PO=53.9 PU=22.4 LR=31.8 LRA=46.6

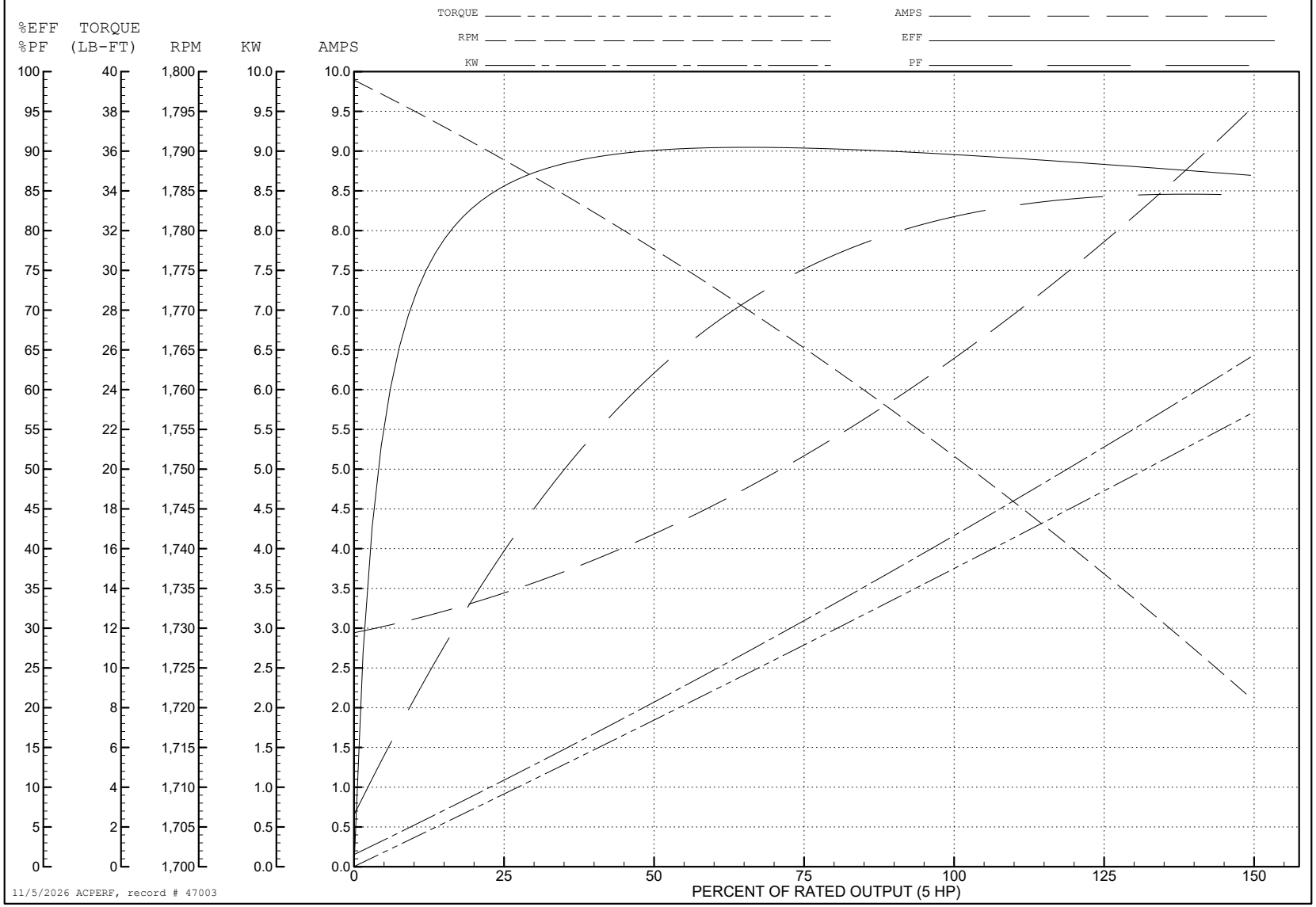

AC Induction Motor Performance Data
Record # 49253
Typical performance - not guaranteed values

Winding: 06WGX182-R063	**Type:** 0642M	**Enclosure:** TEFC

Nameplate Data				**230 V, 60 Hz: Low Voltage Connection**	
Rated Output (HP)			5	**Full Load Torque**	15 LB-FT
Volts			208-230/460	**Start Configuration**	direct on line
Full Load Amps			14-13/6.5	**Breakdown Torque**	53.9 LB-FT
R.P.M.			1750	**Pull-up Torque**	22.4 LB-FT
Hz	60	**Phase**	3	**Locked-rotor Torque**	31.8 LB-FT
NEMA Design Code	B	**KVA Code**	J	**Starting Current**	93.2 A
Service Factor (S.F.)			1.15	**No-load Current**	6.04 A
NEMA Nom. Eff.	89.5	**Power Factor**	79	**Line-line Res. @ 25ºC**	0.658 Ω
Rating - Duty			40C AMB-CONT	**Temp. Rise @ Rated Load**	53°C
S.F. Amps				**Temp. Rise @ S.F. Load**	65°C
				Locked-rotor Power Factor	40.5
				Rotor inertia	0.391 LB-FT2

Load Characteristics 230 V, 60 Hz, 5 HP

% of Rated Load	**25**	**50**	**75**	**100**	**125**	**150**	**S.F.**
Power Factor	41	63	75	81	84	85	81
Efficiency	85.2	89.8	90.4	89.8	88.4	86.9	88.8
Speed	1789	1777	1765	1752	1737	1721	1739
Line amperes	6.7	8.28	10.4	12.9	15.8	18.9	15

ABB Motors and Mechanical Inc.

WINDING # 06WGX182

5 HP 3 PH 60 HZ 1750 RPM 230 V 0642M

Typical performance - not guaranteed values.

TORQUES(LB-FT): PO=53.9 PU=22.4 LR=31.8 LRA=93.2

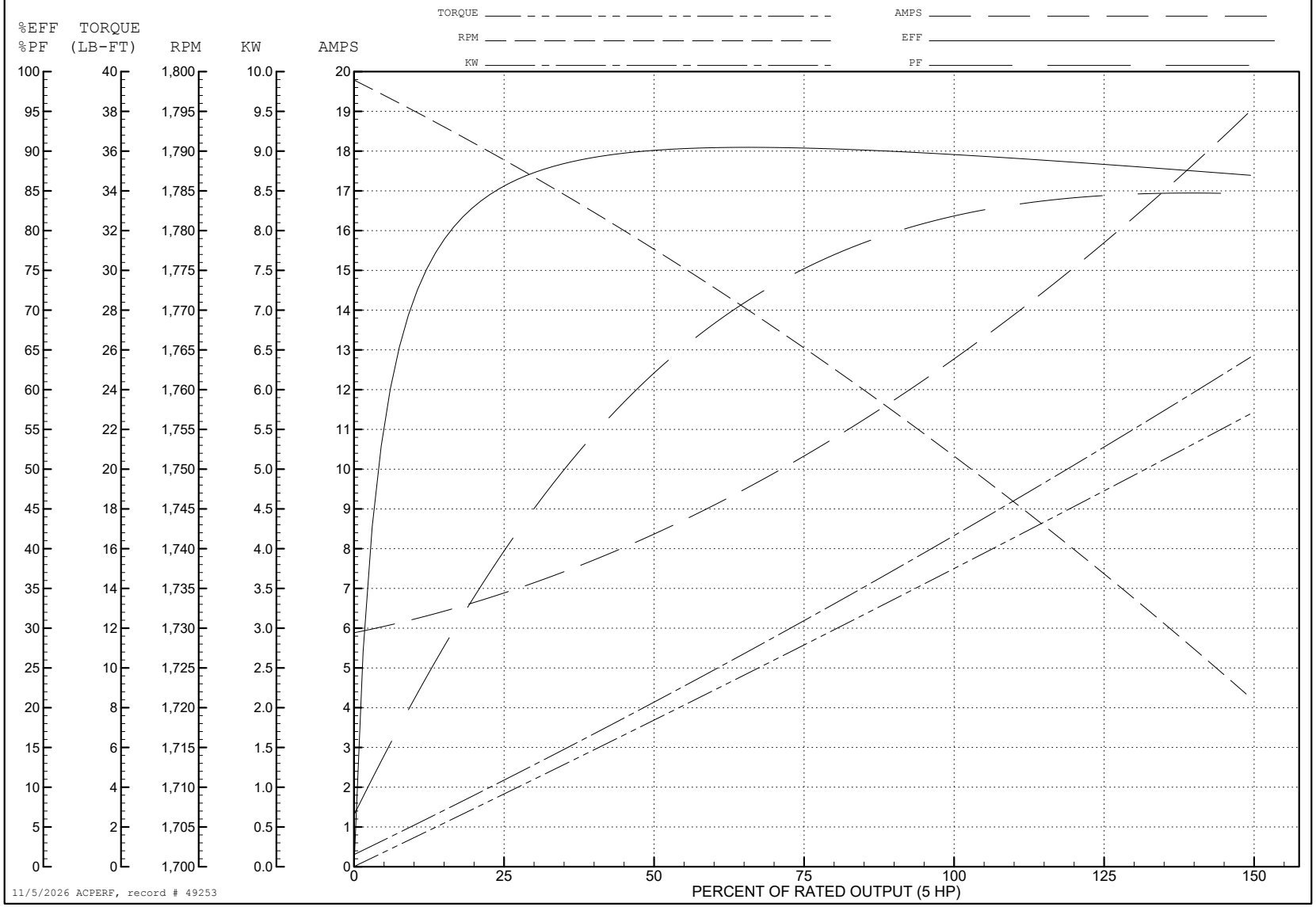

11/5/2026 ACPERF, record # 49253

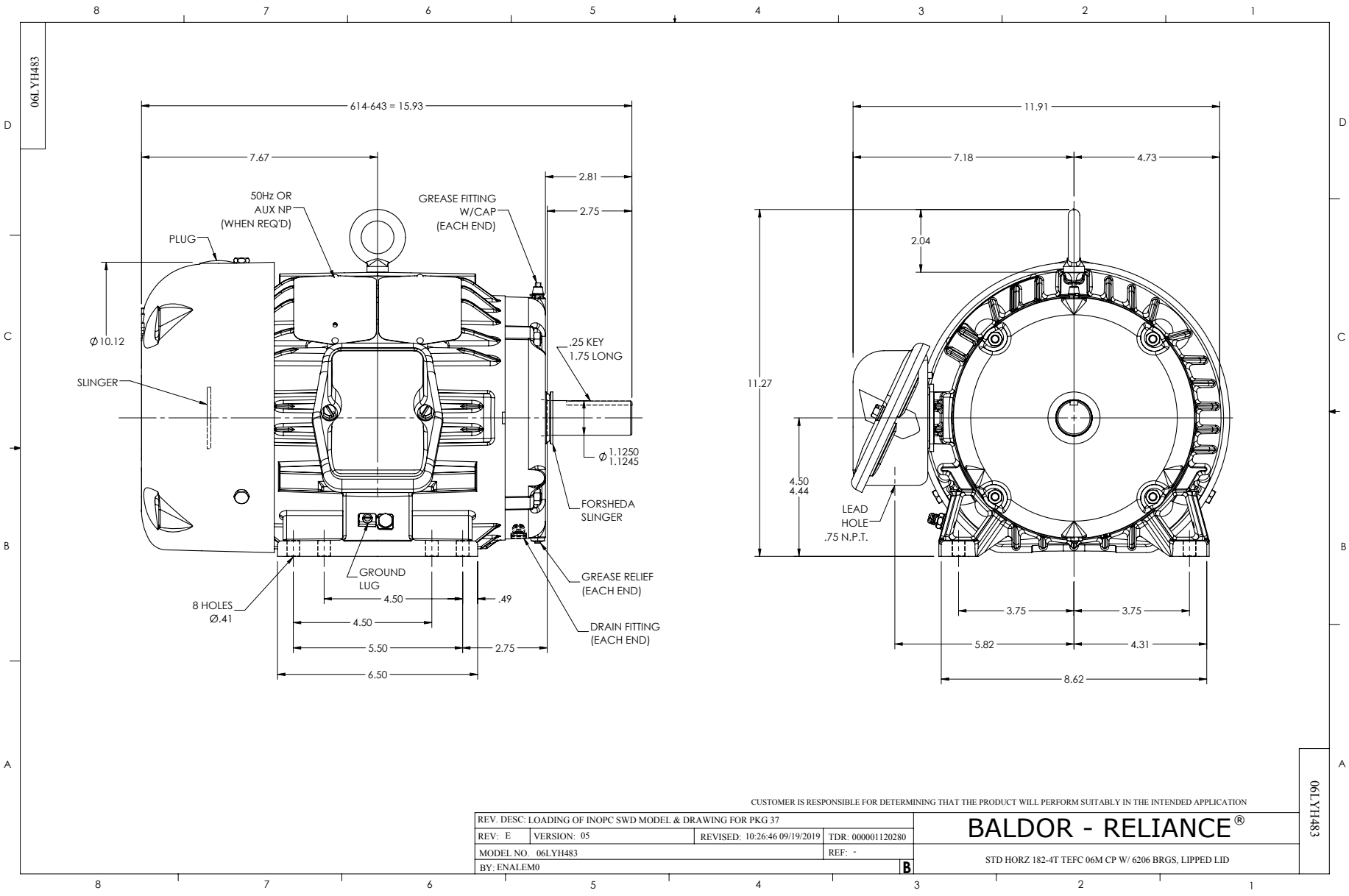
06LYH483
614-643 = 15.93
7.67
2.81
2.75
50Hz OR
AUX NP
(WHEN REQ'D)
PLUG
GREASE FITTING
W/CAP
(EACH END)
Ø 10.12
SLINGER
.25 KEY
1.75 LONG
Ø 1.1250
1.1245
FORSHEDA
SLINGER
GROUND
LUG
8 HOLES
Ø.41
4.50
.49
4.50
5.50
2.75
6.50
GREASE RELIEF
(EACH END)
DRAIN FITTING
(EACH END)
11.91
7.18
4.73
2.04
11.27
4.50
4.44
LEAD
HOLE
.75 N.P.T.
3.75
3.75
5.82
4.31
8.62
CUSTOMER IS RESPONSIBLE FOR DETERMINING THAT THE PRODUCT WILL PERFORM SUITABLY IN THE INTENDED APPLICATION
REV. DESC: LOADING OF INOPC SWD MODEL & DRAWING FOR PKG 37
REV: E
VERSION: 05
REVISED: 10:26:46 09/19/2019
TDR: 000001120280
MODEL NO. 06LYH483
REF: -
BY: ENALEM0
B
BALDOR - RELIANCE®
STD HORZ 182-4T TEFC 06M CP W/ 6206 BRGS, LIPPED LID
06LYH483

CD0005

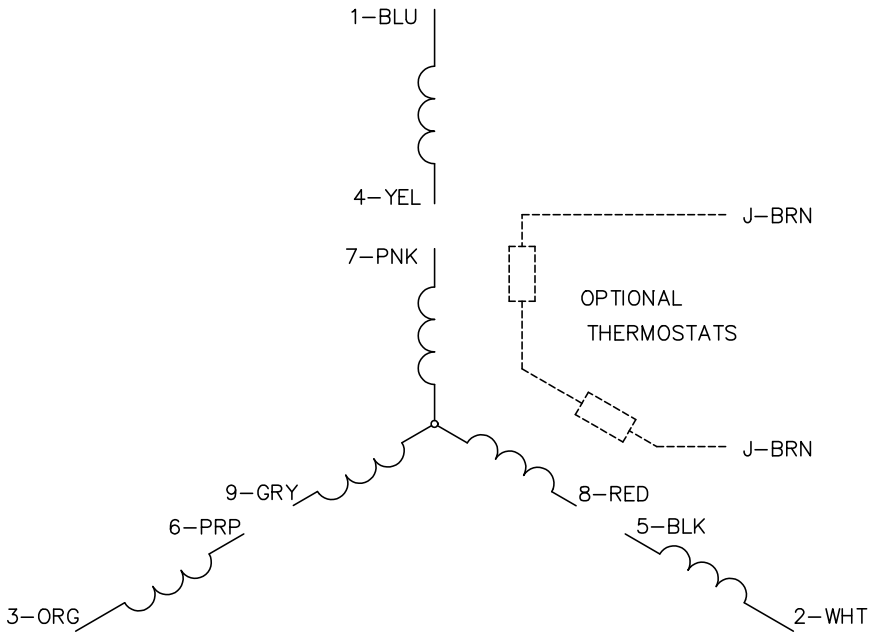

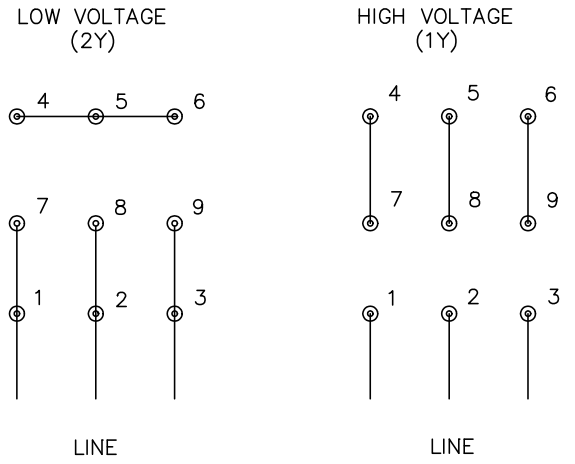

NOTES:

1. INTERCHANGE ANY TWO LINE LEADS TO REVERSE ROTATION.
2. OPTIONAL THERMOSTATS ARE PROVIDED WHEN SPECIFIED.
3. ACTUAL NUMBER OF INTERNAL PARALLEL CIRCUITS MAY BE A MULTIPLE OF THOSE SHOWN ABOVE.
4. LEAD COLORS ARE OPTIONAL. LEADS MUST ALWAYS BE NUMBERED AS SHOWN.

CD0005

REV. DESC: REVISE TO SHOW OPTIONAL COLORS			BALDOR ELECTRIC Co.
REV. LTR: E	BY: JLP	REVISED: 01/19/99 10:15	TDR: 0171435
CD0005		FILE: AAA00005140	MDL: –
		MTL: –	3PH, DV, 9 LEADS