


TYPES YA-L, YA-L-FX, YAV, YAV-L-FX

HYLUG™

Uninsulated Copper Compression Terminal
UL Listed 90° C, Up to 35 kV ♦

45° and 90° angles available. Please contact Customer Service to order: 1-800-346-4175



Features & Benefits

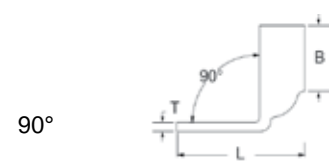
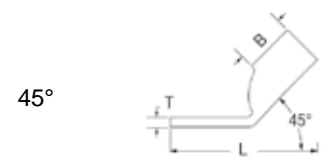
- Inspection windows allows for visual verification that the wire has been fully inserted prior to crimping the lug
- Barrel is designed with an internal chamfer at the wire entry to ensure smooth insertion of the wire, preventing possible damaging of the strands
- Short/Standard length barrel is recommended for installations with limited space requirements
- 45° and 90° angular lugs are available; please contact Customer Service
- Electro-tin plated unless otherwise specified to reduce galvanic corrosion (bimetallic) and resist corrosive elements
- Connectors are clearly marked with stamping and barrel color coding
- Connectors accommodating wire sizes #10 - 4/0 AWG accommodate both Flex and Code Wire. See Tables on each page for specific details
- Tables in this section identify flex wire as the nominal flex wire size followed by the wire classes and DLO wire size and stranding. For Class Wire Strand counts, see the table at the beginning of this section.
- BURNDY certifies its products using the BURNDY Engineered System and select other crimp tool manufacturers in accordance with one or more of the UL categories in order to obtain a UL Listing



NOTE: Field bending straight lugs to achieve an angular connection will void UL Listing / CSA Certifications and BURNDY will not be liable for the connection.

Accessories

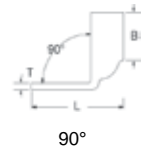
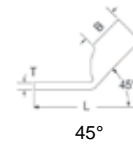
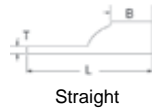
- Hardware - Section F
- PENETROX™ Oxide Inhibitor - Section F
- Heat and Cold Shrink Tubing - Section D
- WIREMIKE™ Wire Micrometer - Section F
- Wire Management (Cable Ties) - Section G



Compression Connections

Copper Compression — Flex — One Hole
Standard Barrel — with Inspection Window

TYPES YA-L, YA-L-FX, YAV, YAV-L-FX (Continued)



NOTE: Field bending straight lugs to achieve an angular connection will void UL Listing / CSA Certifications and BURNDY will not be liable for the connection.

Catalog Number	Conductor		Stud Hole Size	Tongue Width	Figure Dimensions			Installation Tooling						Wire Strip Length	
	AWG/KCML	MM ² ***			(B)	(T)	(L)	Dieless (# of crimps)	MD6, OUR840, MD734R	500 Series	35, 750, 46* Series	Color Code	Die Index		
YA8CLBOX	#8 AWG G,H,I,K,M, DLO	** 10	#8 - #10	0.41	0.44	0.08	1.16	Y122CMR (1) Y1MRTC (1)	W8CVT (1) W8CRT (1) X8CRT (1)	W8CVT (1) W8CRT (1) X8CRT (1)	U8CRT (1)	Red	49	7/16	
YA8CL1BOX			1/4	0.44	0.44	0.08	1.26	MY29 Series (1)							
YA8CL2BOX			5/16	0.52	0.44	0.06	1.38	4PC Series (1)							
YA8CL3BOX			3/8	0.58	0.44	0.06	1.51	Y8MRB1 (1)							
YA8CL4BOX	#6 Sol #8 Sol		1/2	0.71	0.44	0.05	1.76	81K Series (1)							
YAV6CLTC10FX	#6 AWG #6 Flex G,H,I,K,M, DLO	** 16	#10	0.48	0.50	0.08	1.30	Y122CMR (1) Y1MRTC (1)	W5CVT (1) W5CRT (1) X5CRT (1)	W5CVT (1) W5CRT (1) X5CRT (1)	U5CRT (1)	Blue	7	1/2	
YAV6CLTC14FX			1/4	0.48	0.50	0.08	1.43	MY29 Series (1)							
YAV6CLTC516FX			5/16	0.52	0.50	0.07	1.49	MRC840 (1)							
YAV6CLTC38FX			3/8	0.58	0.50	0.06	1.61	Y8MRB1 (1)							
YAV6CLTC12FX			1/2	0.75	0.50	0.12	1.86	81K Series (1)							
YAV6CLTC34FX			3/4	1.04	0.50	0.09	2.66								
YAV4CLTC10FX	#4 AWG #4 Flex G,H,I,K,M, DLO	—	#10	0.55	0.50	0.09	1.32	Y122CMR (1) MY29 Series (1) 4PC Series (1) 81K Series (1)	W4CVT (1) W4CRT (1) X4CRT (1)	W4CVT (1) W4CRT (1) X4CRT (1)	U4CRT (1)	Gray	8	1/2	
YAV4CLTC14FX			1/4	0.55	0.50	0.09	1.44								
YAV4CLTC516FX			5/16	0.55	0.50	0.09	1.51								
YAV4CLTC38FX			3/8	0.58	0.50	0.08	1.67								
YAV4CLTC12FX			1/2	0.71	0.50	0.07	1.92								
YAV2CLTC10FX	#2 AWG #2 Flex G,H,I,K,M, DLO	35	#10	0.68	0.63	0.10	1.50	Y1MRTC (2)	W2CVT (1) W2CRT (1) X2CRT (1)	W2CVT (1) W2CRT (1) X2CRT (1)	U2CRT (1)	Brown	10	11/16	
YAV2CLTC14FX			1/4	0.68	0.63	0.10	1.62	644 Series (1)							
YAV2CLTC516FX			5/16	0.68	0.63	0.10	1.69	444 Series (1)							
YAV2CLTC38FX			3/8	0.68	0.63	0.10	1.81								
YAV2CLTC12FX			1/2	0.73	0.63	0.09	2.12								
YAV1CLTC10FX	#1 AWG #1 Flex G,H,I,K,M, DLO	—	#10	0.75	0.62	0.12	1.52	644 Series (1) 444 Series (1) MY29 Series (1) 81K Series (1) 4PC Series (1)	W1CVT (1) W1CRT (1) X1CRT (1)	W1CVT (1) W1CRT (1) X1CRT (1)	U1CRT (1)	Green	11	11/16	
YAV1CLTC14FX			1/4	0.75	0.62	0.12	1.65								
YAV1CLTC516FX			5/16	0.75	0.62	0.12	1.71								
YAV1CLTC38FX			3/8	0.75	0.62	0.12	1.84								
YAV1CLTC12FX			1/2	0.75	0.62	0.12	2.09								
YAV25LTC14FX	1/0 AWG 1/0 Flex G,H,I,K,M, DLO	50	1/4	0.83	0.69	0.12	1.75	644 Series (1) 444 Series (1) MY29 Series (1) 81K Series (1)	W25VT (2) W25RT (2) X25RT (2)	W25VT (2) W25RT (2) X25RT (2)	U25RT (1)	Pink	12	11/16	
YAV25LTC516FX			5/16	0.83	0.69	0.12	1.81								
YAV25LTC38FX			3/8	0.83	0.69	0.12	1.94								
YAV25LTC12FX			1/2	0.83	0.69	0.12	2.19								
YAV26LTC10FX	2/0 AWG 2/0 Flex G,H,I,K,M, DLO	70	#10	0.93	0.81	0.13	1.80	4PC Series (1)	W26VT (2) W26RT (2) X26RT (2)	W26VT (2) W26RT (2) X26RT (2)	U26RT (1)	Black	13	13/16	
YAV26LTC14FX			1/4	0.93	0.81	0.13	1.92								
YAV26LTC516FX			5/16	0.93	0.81	0.13	1.98								
YAV26LTC38FX			3/8	0.93	0.81	0.13	2.11								
YAV26LTC12FX			1/2	0.93	0.81	0.13	2.36								
YAV26LTC58FX			5/8	0.93	0.81	0.13	2.61								
YAV26LTC34FX	3/4	1.10	0.81	0.11	2.89										

* Use PUADP1 adapter with U dies in 46 Series

• P-RT dies for 46 Series Tooling only

** The MM² conductor size listed is for both Class 2 and Class 5 conductors

*** The MM² conductor sizes listed are the recommendations for Class 5 conductor

▲ See tooling section of this catalog for complete tool and die listings. Use only color-coded die recommendations for -FX connectors. For nest/indenter system contact factory

◆ For applications greater than 2000 Volts consult cable manufacturer for voltage stress relief instructions

Note: All dimensions shown are for reference only