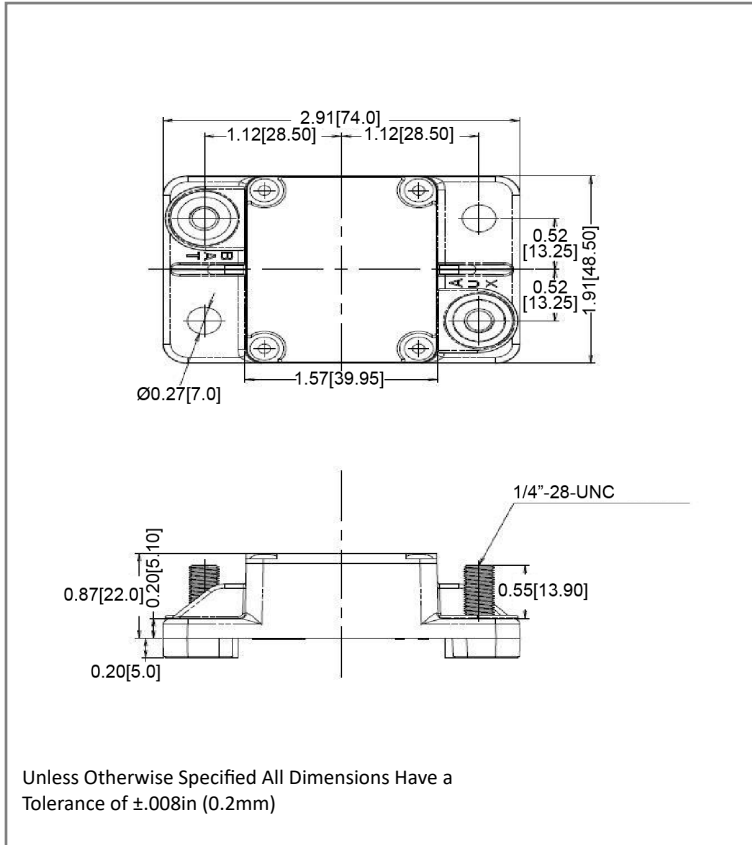
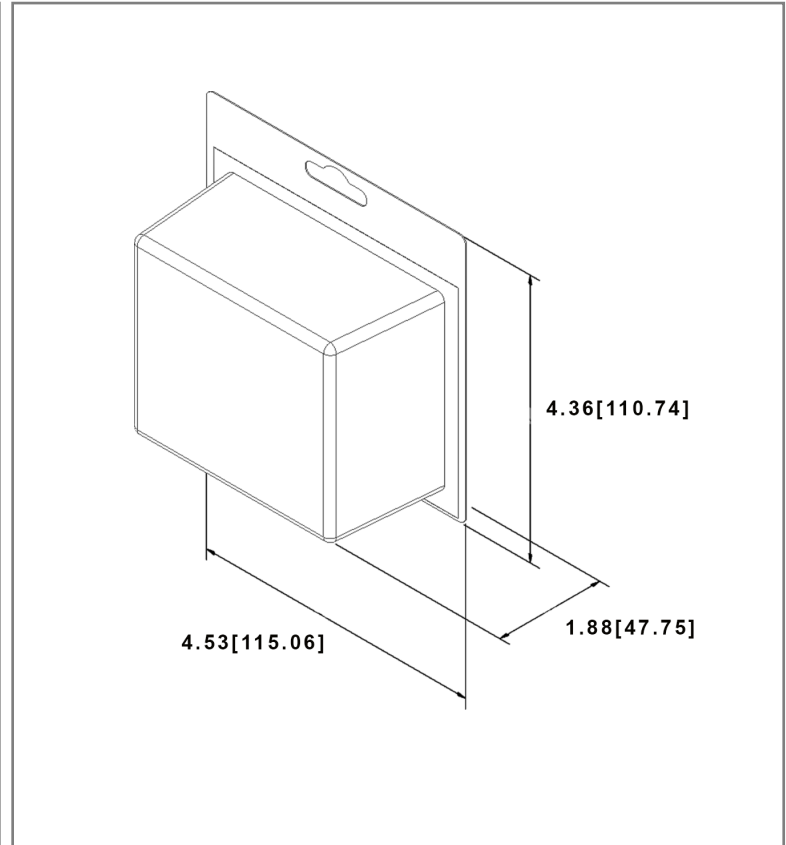


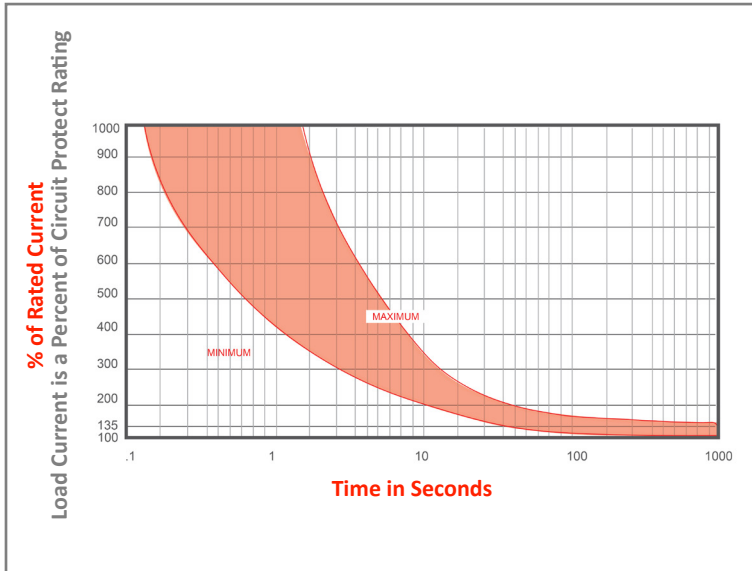
Mechanical Dimensions: Inches [mm]



Retail Pack: Inches [mm]



Time vs. Percent of Rated Current



% of Rated Current	Min Hold Time	Max Hold Time
100%	No Trip (≥ 30 Minutes)	
135%	50s	30m
200%	12s	45s
300%	3.5s	15s

Trip time: Ambient temperature $25^{\circ}\text{C} \pm 3^{\circ}\text{C}$

Electrical Specifications

Voltage Rating	42VDC; 48VDC
Reset Type	Type I - Auto Reset
Interrupting Rating	3000A @ 30VDC (ABYC E-11); 1500A @ 48VDC; 3000A @ 44VDC
Operation Temperature	$-25^{\circ}\text{F} \sim 180^{\circ}\text{F}$ $-32^{\circ}\text{C} \sim 82^{\circ}\text{C}$
Testing	SAE J1625

Material Specifications

Heavy Duty High Amp - Waterproof Circuit Breaker	
Body Material	Thermoset Plastic (UL94V-0)
Terminals Material	Nickel Plated
Terminals Configuration	1/4"-28 Stud
Mounting Type	Surface Mount
Studs Torque	10.3 N.m max.
Mounting Torque	~ 13.6 N-m MAX
Ignition Protected	SAE J1171
Ingress Protection	IP67

Part Numbers Information

Amperage	Bulk Part #	Retail Pack # Blister Card	Pack Size
25A	151025	151025-BP	1
30A	151030	151030-BP	1
40A	151040	151040-BP	1
50A	151050	151050-BP	1
60A	151060	151060-BP	1
70A	151070	151070-BP	1
80A	151080	151080-BP	1
90A	151090	151090-BP	1
100A	151100	151100-BP	1
120A	151120	151120-BP	1
135A	151135	151135-BP	1
150A	151150	151150-BP	1
180A	151180	151180-BP	1
200A	151200	151200-BP	1

Rev	Date of issue	Revision Notes	Designed	Approved
F	10-14-2025	Updated Voltage Rating; Updated Interrupting Rating	RC	OF