ABB BALDOR RELIANCE

# Customer information packet

## EM3768T

5HP, 1160RPM, 3PH, 60HZ, 215T, 0746M, TEFC, F1
Class - None
Division - Not Applicable

Copyright © All product information within this document is subject to ABB Motors and Mechanical Inc. copyright © protection, unless otherwise noted.
11/5/2026 6:14:52 PM

## Specifications

| | |
|---|---|
| **Enclosure** | TEFC |
| **Frame** | 215T |
| **Frame Material** | Iron |
| **Frequency** | 60.00 Hz |
| **Haz Area Class and Group** | None |
| **Haz Area Division** | Not Applicable |
| **Motor Letter Type** | Three Phase |
| **Output @ Frequency** | 5.000 HP @ 60 HZ |
| **Phase** | 3 |
| **Synchronous Speed @ Frequency** | 1200 RPM @ 60 HZ |
| **Voltage @ Frequency** | 460.0 V @ 60 HZ |
| | 230.0 V @ 60 HZ |
| **Agency Approvals** | CURUSEEV |
| | NEMA PREMIUM |
| | NEMA PREMIUM (OLD LOGO) |
| **Ambient Temperature** | 40 °C |
| **Auxiliary Box** | NO AUXILLARY BOX |
| **Auxiliary Box Lead Termination** | None |
| **Base Indicator** | Rigid |
| **Bearing Grease Type** | Polyrex EM (-20F +300F) |
| **Blower** | None |
| **Current @ Voltage** | 15.300 A @ 208.0 V |
| | 7.400 A @ 460.0 V |
| | 14.800 A @ 230.0 V |
| **Design Code** | A |
| **Drip Cover** | No Drip Cover |
| **Duty Rating** | CONT |
| **Efficiency @ 100% Load** | 89.5 % |
| **Electrically Isolated Bearing** | Not Electrically Isolated |
| **Feedback Device** | NO FEEDBACK |
| **Front Face Code** | Standard |
| **Front Shaft Indicator** | None |

## Part Detail

| | |
|---|---|
| **Revision** | T |
| **Type** | AC |
| **Mech. spec.** | 07H002 |
| **Base** | |
| **Status** | PRD/A |
| **Elec. spec.** | 07WGY763 |
| **Layout** | 07LYH002 |
| **Eff. date** | 04-29-2024 |
| **CD Diagram** | CD0005 |
| **Poles** | 06 |
| **Leads** | 9#14 |
| **Proprietary** | False |
| **Created date** | 05-07-2010 |

| | |
|---|---|
| **Heater Indicator** | No Heater |
| **High Voltage Full Load Amps** | 7.4 a |
| **Insulation Class** | F |
| **Inverter Code** | Inverter Ready |
| **KVA Code** | K |
| **Lifting Lugs** | Standard Lifting Lugs |
| **Locked Bearing Indicator** | No Locked Bearing |
| **Motor Lead Exit** | Ko Box |
| **Motor Lead Quantity/Wire Size** | 9 @ 14 AWG |
| **Motor Lead Termination** | Flying Leads |
| **Motor Standards** | NEMA |
| **Motor Type** | 0746M |
| **Mounting Arrangement** | F1 |
| **Number of Poles** | 6 |
| **Overall Length** | 18.45 IN |
| **Power Factor** | 71 |
| **Product Family** | General Purpose |
| **Pulley End Bearing Type** | Ball |
| **Pulley Face Code** | Standard |
| **Pulley Shaft Indicator** | Standard |
| **Rodent Screen** | None |
| **Service Factor** | 1.15 |
| **Shaft Diameter** | 1.375 IN |
| **Shaft Extension Location** | Pulley End |
| **Shaft Ground Indicator** | No Shaft Grounding |
| **Shaft Rotation** | Reversible |
| **Shaft Slinger Indicator** | No Slinger |
| **Speed** | 1160 rpm |
| **Speed Code** | Single Speed |
| **Starting Method** | Direct on line |
| **Thermal Device - Bearing** | None |
| **Thermal Device - Winding** | None |
| **Vibration Sensor Indicator** | No Vibration Sensor |
| **Winding Thermal 1** | None |

| | |
|---|---|
| **Winding Thermal 2** | None |

**Nameplate**

| NP3441LUA | | | | | | | | | | |
|---|---|---|---|---|---|---|---|---|---|---|
| **CAT.NO.** | EM3768T | | | | | | | | | |
| **SPEC** | 07H002Y763 | | | | | | | | | |
| **HP** | 5 | | | | | | | | | |
| **VOLTS** | 230/460 | | | | | | | | | |
| **AMPS** | 14.8/7.4 | | | | | | | | | |
| **RPM** | 1160 | | | | | | | | | |
| **FRAME** | 215T | **HZ** | 60 | | **PH** | 3 | | | | |
| **SF** | 1.15 | **CODE** | K | **DES** | A | **CLASS** | F | | | |
| **NEMA NOM. EFF** | 89.5 | **PF** | 71 | | | | | | | |
| **RATING** | 40C AMB-CONT | | | | | | | | | |
| **CC** | 010A | | | | | | | | | |
| **ENCL** | TEFC | **SER** | | | | | | | | |
| **DE** | 6307 | **ODE** | 6206 | | | | | | | |
| **VPWM INVERTER READY** | SFA 16.6/8.3 | | | | | | | | | |
| **CT6-60H(10:1)VT3-60H(20:1** | | | | | | | | | | |
| | 50Hz 5HP 190/380V 17.2/8.6A | | | | | | | | | SF1.0 |

**Accessories**

| Part number | Description | Multiplier |
|---|---|---|
| 37-1304 | C FACE KIT | A8 |

**AC Induction Motor Performance Data**
Record # 50558
Typical performance - not guaranteed values

| **Winding:** 07WGY763-R005 | **Type:** 0746M | **Enclosure:** TEFC |
|---|---|---|

| **Nameplate Data** | | | | **460 V, 60 Hz: High Voltage Connection** | |
|---|---|---|---|---|---|
| **Rated Output (HP)** | | | 5 | **Full Load Torque** | 22.8 LB-FT |
| **Volts** | | | 230/460 | **Start Configuration** | direct on line |
| **Full Load Amps** | | | 14.8/7.4 | **Breakdown Torque** | 81.3 LB-FT |
| **R.P.M.** | | | 1160 | **Pull-up Torque** | 49.9 LB-FT |
| **Hz** | 60 | **Phase** | 3 | **Locked-rotor Torque** | 59.9 LB-FT |
| **NEMA Design Code** | A | **KVA Code** | K | **Starting Current** | 54.8 A |
| **Service Factor (S.F.)** | | | 1.15 | **No-load Current** | 4.03 A |
| **NEMA Nom. Eff.** | 89.5 | **Power Factor** | 71 | **Line-line Res. @ 25ºC** | 1.64 Ω |
| **Rating - Duty** | | | 40C AMB-CONT | **Temp. Rise @ Rated Load** | 50°C |
| **S.F. Amps** | | | | **Temp. Rise @ S.F. Load** | 61°C |
| | | | | **Locked-rotor Power Factor** | 22.2 |
| | | | | **Rotor inertia** | 1.14 LB-FT2 |

**Load Characteristics 460 V, 60 Hz, 5 HP**

| **% of Rated Load** | **25** | **50** | **75** | **100** | **125** | **150** | **S.F.** |
|---|---|---|---|---|---|---|---|
| **Power Factor** | 32 | 51 | 63 | 70 | 74 | 76 | 72 |
| **Efficiency** | 84.9 | 89.7 | 90.6 | 90.4 | 89.2 | 87.7 | 89.7 |
| **Speed** | 1190 | 1181 | 1174 | 1164 | 1153 | 1141 | 1157 |
| **Line amperes** | 4.32 | 5.06 | 6.12 | 7.48 | 8.92 | 10.5 | 8.34 |

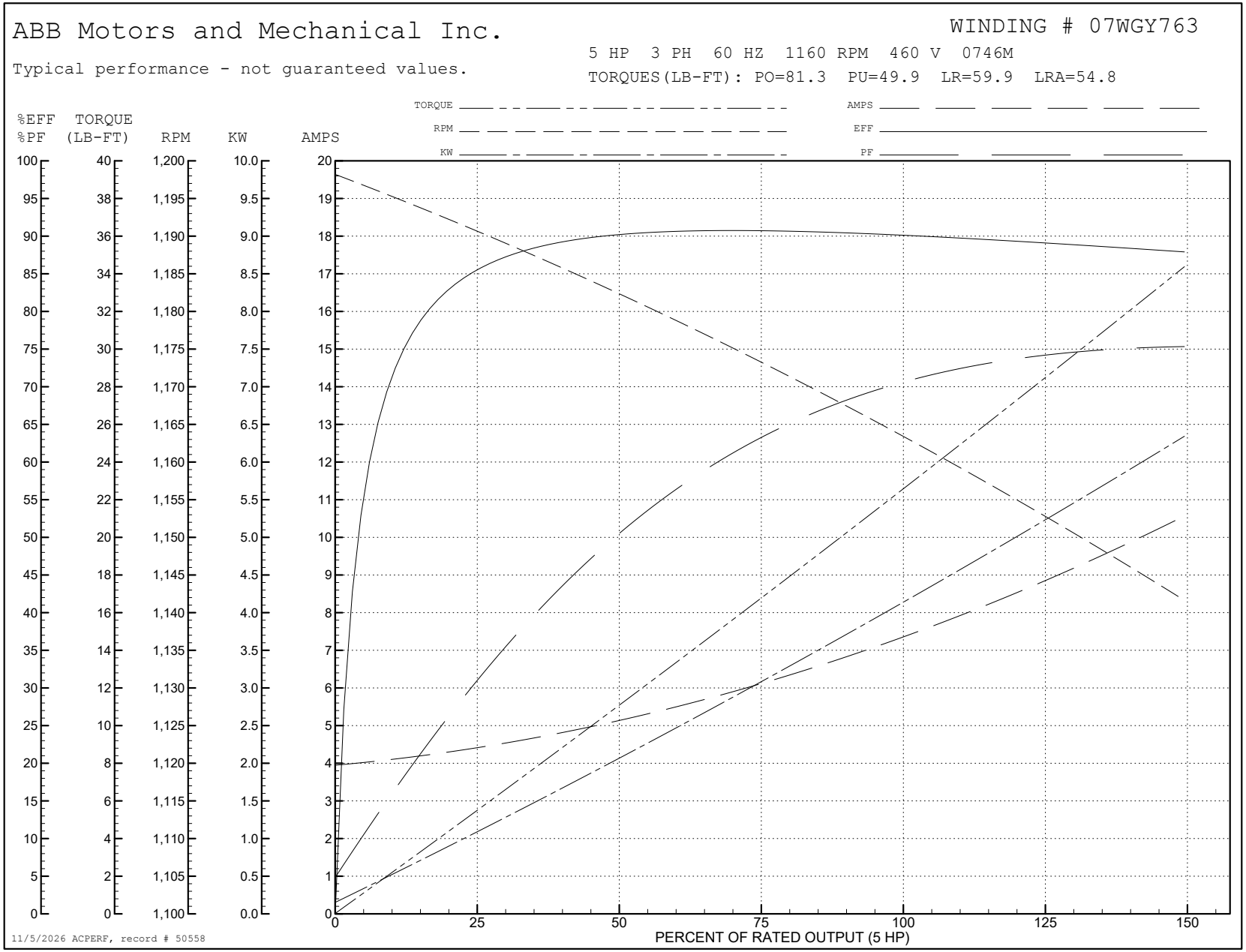
ABB Motors and Mechanical Inc.
WINDING # 07WGY763
5 HP 3 PH 60 HZ 1160 RPM 460 V 0746M
Typical performance - not guaranteed values.
TORQUES(LB-FT): PO=81.3 PU=49.9 LR=59.9 LRA=54.8
TORQUE
RPM
KW
AMPS
EFF
PF
%EFF
%PF
TORQUE (LB-FT)
RPM
KW
AMPS
PERCENT OF RATED OUTPUT (5 HP)
11/5/2026 ACPERF, record # 50558

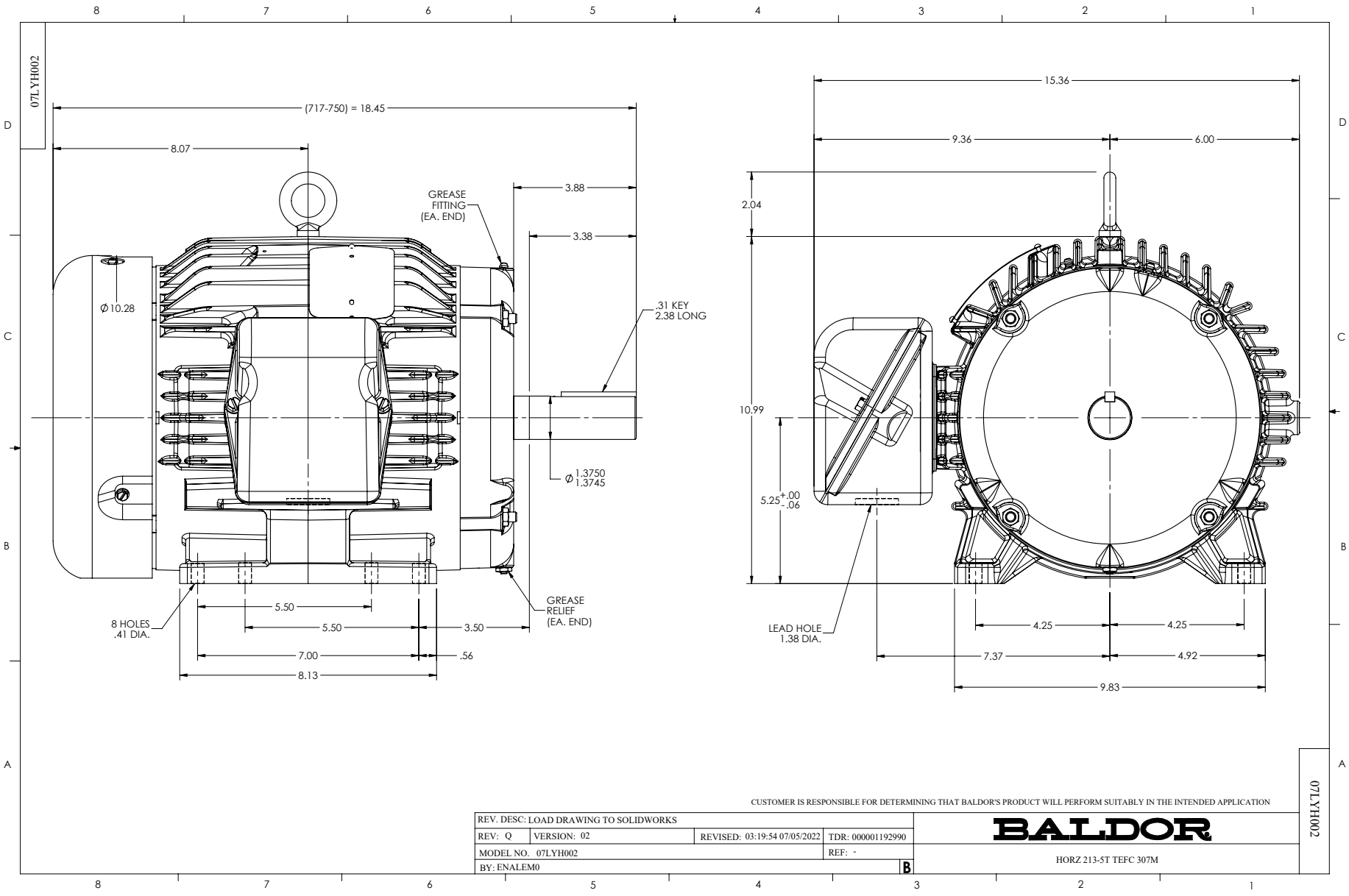
07LYH002
(717-750) = 18.45
8.07
3.88
3.38
GREASE FITTING (EA. END)
Ø 10.28
.31 KEY 2.38 LONG
Ø 1.3750 1.3745
8 HOLES .41 DIA.
5.50
5.50
3.50
7.00
.56
8.13
GREASE RELIEF (EA. END)
15.36
9.36
6.00
2.04
10.99
5.25 +.00 -.06
LEAD HOLE 1.38 DIA.
4.25
4.25
7.37
4.92
9.83
CUSTOMER IS RESPONSIBLE FOR DETERMINING THAT BALDOR'S PRODUCT WILL PERFORM SUITABLY IN THE INTENDED APPLICATION
REV. DESC: LOAD DRAWING TO SOLIDWORKS
REV: Q
VERSION: 02
REVISED: 03:19:54 07/05/2022
TDR: 000001192990
MODEL NO. 07LYH002
REF: -
BY: ENALEM0
B
BALDOR
HORZ 213-5T TEFC 307M
07LYH002

CD0005

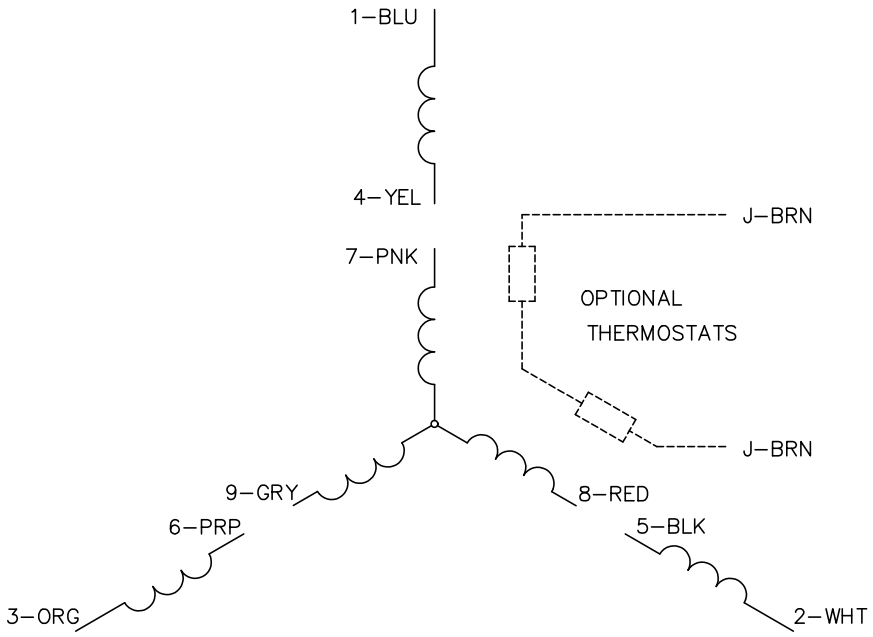


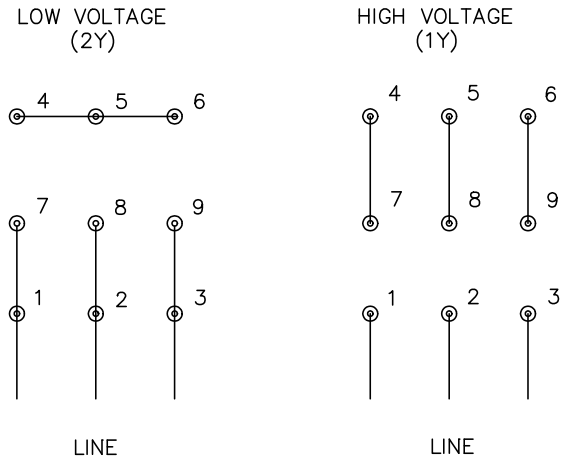


NOTES:

1. INTERCHANGE ANY TWO LINE LEADS TO REVERSE ROTATION.
2. OPTIONAL THERMOSTATS ARE PROVIDED WHEN SPECIFIED.
3. ACTUAL NUMBER OF INTERNAL PARALLEL CIRCUITS MAY BE A MULTIPLE OF THOSE SHOWN ABOVE.
4. LEAD COLORS ARE OPTIONAL. LEADS MUST ALWAYS BE NUMBERED AS SHOWN.

CD0005

| | | | |
|---|---|---|---|
| REV. DESC: REVISE TO SHOW OPTIONAL COLORS | | | BALDOR ELECTRIC Co. |
| REV. LTR: E | BY: JLP | REVISED: 01/19/99 10:15 | TDR: 0171435 |
| CD0005 | | FILE: AAA00005140 | MDL: – |
| | | MTL: – | 3PH, DV, 9 LEADS |