Monolithic castor wheels with steel bracket

Technopolymer

RoHS

1200 - 3000 N

WHEEL BODY
Polyamide based (PA) technopolymer.

ROLLING ACTION
Hub with pass-through hole.

FIXED PLATE BRACKET
Zinc-plated steel sheet, the bracket is designed to withstand loads up to 3000N.

TURNING PLATE BRACKET
Zinc-plated steel sheet, the bracket is designed to withstand loads up to 3000N. The presence of a double ball race and direct contact between the plate and the ball race ring with built-in pin ensure excellent manoeuvrability. Does not require maintenance. It consists of (see Fig.1):

1. fitting plate: electrolytically zinc-plated steel plate;
2. fork: electrolytically zinc-plated steel plate;
3. ball race ring: electrolytically zinc-plated steel plate;
4. central pin: incorporated in the plate, cold reflanged;
5. rotation system: dual grease-lubricated ball race;
6. dust seal: RAL 7015 dark grey technopolymer, available only for SBL and SBF executions.

BRAKE
Total brake that locks the wheel and bracket rotation. The optimised dimensions and the retractable pedal ensure minimal space occupied and maximum actuation ease. Hardened carbon steel spring.

STANDARD EXECUTIONS
- **PBL**: fixed plate bracket, without brake.
- **SBL**: turning plate bracket, without brake.
- **SBF**: turning plate bracket, with brake.
- **FBL**: turning plate bracket and centre pass-through hole, without brake.
- **FBF**: turning plate bracket and centre pass-through hole, with brake.

APPLICATIONS
Excellent wear and tearing resistance. For further information see wheel technical data sheet RE.F8 (see page 1265).

Fig.1

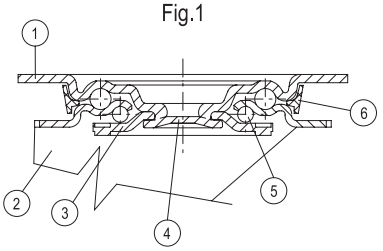

4/2025

Models all rights reserved in accordance with the law. Always mention the source when reproducing our drawings and photos.

Conversion Table *1 mm = 0.039 inch*	
D	
mm	inch
65	2.54
80	3.12
100	3.94
125	4.92
150	5.91
200	7.87

RE.F8-PBL-N

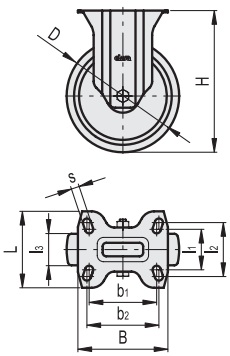

RE.F8-SBL-N

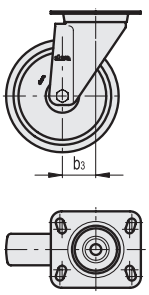

RE.F8-SBF-N

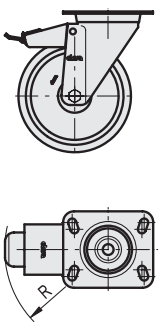

RE.F8-FBL-N

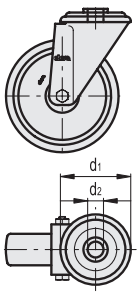

RE.F8-FBF-N

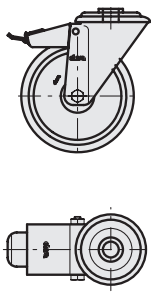

METRIC

RE.F8-PBL-N

Code	Description	D	l1	l2	l3	H	B	L	s	b1	b2	Rolling resistance# [N]	Dynamic carrying capacity# [N]	⚖
450651	RE.F8-065-PBL-N	65	45	60	30	100	100	85	9	75	80	900	1200	370
450656	RE.F8-080-PBL-N	80	45	60	30	107	100	85	9	75	80	1500	1800	390
450661	RE.F8-100-PBL-N	100	45	60	30	128	100	85	9	75	80	1750	2000	460
450666	RE.F8-125-PBL-N	125	45	60	38	156	100	85	9	75	80	2000	2200	640
450671	RE.F8-150-PBL-N	150	73	87	45	194	140	110	11	105	105	2500	3000	1450
450676	RE.F8-200-PBL-N	200	73	87	50	240	140	110	11	105	105	3150	3000	1920

RE.F8-SBL-N

Code	Description	D	l1	l2	l3	H	B	L	s	b1	b2	b3	Rolling resistance# [N]	Dynamic carrying capacity# [N]	⚖
450551	RE.F8-065-SBL-N	65	45	60	30	100	100	85	9	75	80	40	900	1200	570
450556	RE.F8-080-SBL-N	80	45	60	30	107	100	85	9	75	80	40	1500	1800	580
450561	RE.F8-100-SBL-N	100	45	60	30	128	100	85	9	75	80	35	1750	2000	650
450566	RE.F8-125-SBL-N	125	45	60	38	156	100	85	9	75	80	37	2000	2200	890
450571	RE.F8-150-SBL-N	150	73	87	45	194	140	110	11	105	105	56	2500	3000	1770
450576	RE.F8-200-SBL-N	200	73	87	50	240	140	110	11	105	105	56	3150	3000	2140

RE.F8-SBF-N

Code	Description	D	l1	l2	l3	H	B	L	s	b1	b2	b3	R	Rolling resistance# [N]	Dynamic carrying capacity# [N]	⚖
450601	RE.F8-080-SBF-N	80	45	60	30	107	100	85	9	75	80	40	120	1500	1800	690
450606	RE.F8-100-SBF-N	100	45	60	30	128	100	85	9	75	80	35	120	1750	2000	850
450611	RE.F8-125-SBF-N	125	45	60	38	156	100	85	9	75	80	37	120	2000	2200	1040
450616	RE.F8-150-SBF-N	150	73	87	45	194	140	110	11	105	105	56	156	2500	3000	1990
450621	RE.F8-200-SBF-N	200	73	87	50	240	140	110	11	105	105	56	156	3150	3000	2330

RE.F8-FBL-N

Code	Description	D	d1	d2	l3	H	b3	Rolling resistance# [N]	Dynamic carrying capacity# [N]	⚖
450681	RE.F8-065-FBL-N	65	73	12	30	100	40	900	1200	520
450683	RE.F8-080-FBL-N	80	73	12	30	107	40	1500	1800	520
450685	RE.F8-100-FBL-N	100	73	12	30	128	35	1750	2000	550
450687	RE.F8-125-FBL-N	125	73	12	38	156	37	2000	2200	850
450689	RE.F8-150-FBL-N	150	102	20	45	188	56	2500	3000	1570
450691	RE.F8-200-FBL-N	200	102	20	50	236	56	3150	3000	1950

RE.F8-FBF-N

Code	Description	D	d1	d2	l3	H	b3	R	Rolling resistance# [N]	Dynamic carrying capacity# [N]	⚖
450693	RE.F8-080-FBF-N	80	73	12	30	107	40	120	1500	1800	700
450695	RE.F8-100-FBF-N	100	73	12	30	128	35	120	1750	2000	800
450697	RE.F8-125-FBF-N	125	73	12	38	156	37	120	2000	2200	990
450699	RE.F8-150-FBF-N	150	102	20	45	188	56	156	2500	3000	1860
450700	RE.F8-200-FBF-N	200	102	20	50	236	56	156	3150	3000	2240

For rolling resistance and dynamic carrying capacity see Technical data (on page 1296).

Models all rights reserved in accordance with the law. Always mention the source when reproducing our drawings and photos.