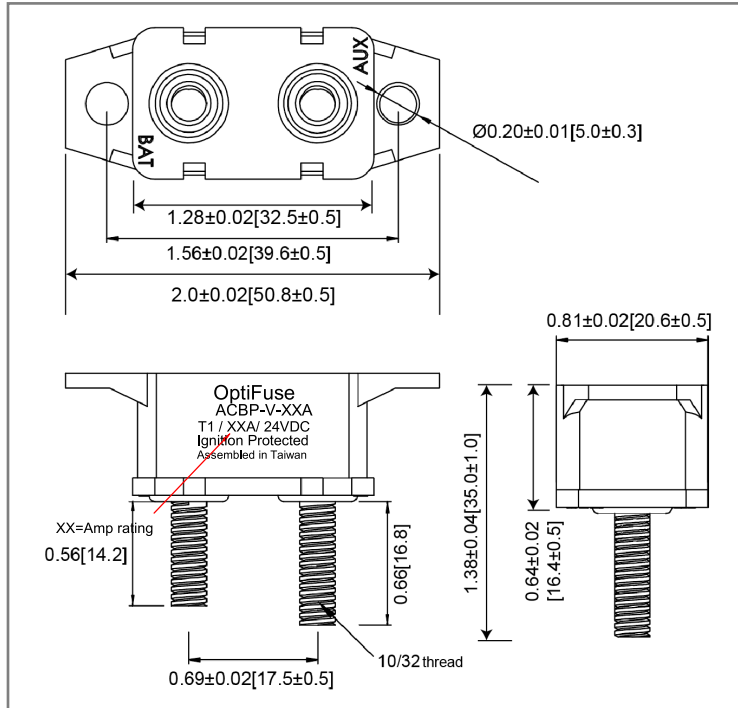


10-32 Stud (Shortstop Style) Circuit Breaker

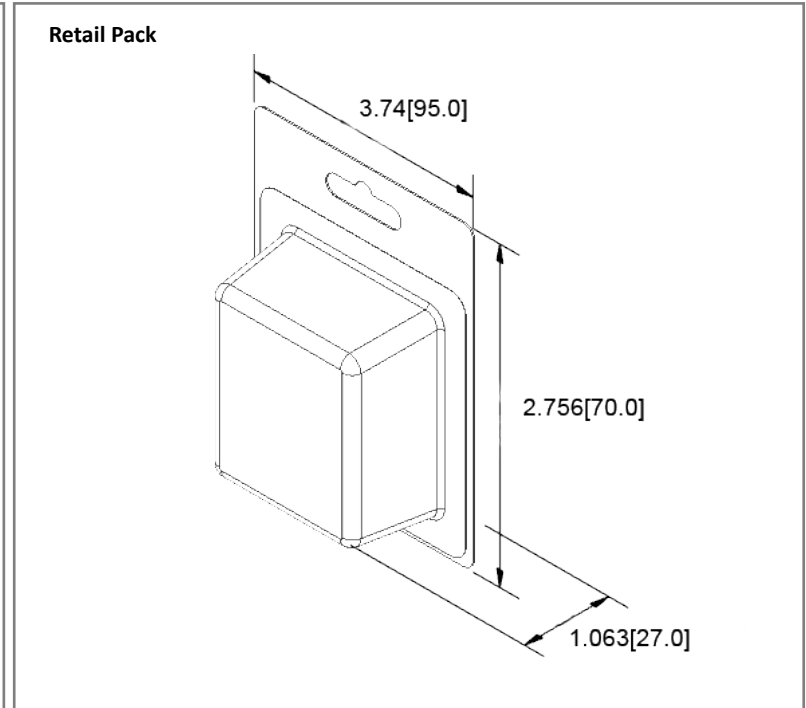
ACBP-V Colored Body



Mechanical Dimensions: Inches [mm]



Retail Pack: Inches [mm]



Part Numbers Information

Amperage	Body Color	Bulk Part #	Retail Pack # Blister Card	Pack Size
10A	Gray	ACBP-V-10A	ACBP-V-10A-BP	1
15A	Blue	ACBP-V-15C	ACBP-V-15C-BP	1
20A	Yellow	ACBP-V-20C	ACBP-V-20C-BP	1
25A	White	ACBP-V-25C	ACBP-V-25C-BP	1
30A	Green	ACBP-V-30C	ACBP-V-30C-BP	1
40A	Orange	ACBP-V-40C	ACBP-V-40C-BP	1
50A	Red	ACBP-V-50C	ACBP-V-50C-BP	1

Electrical Specifications

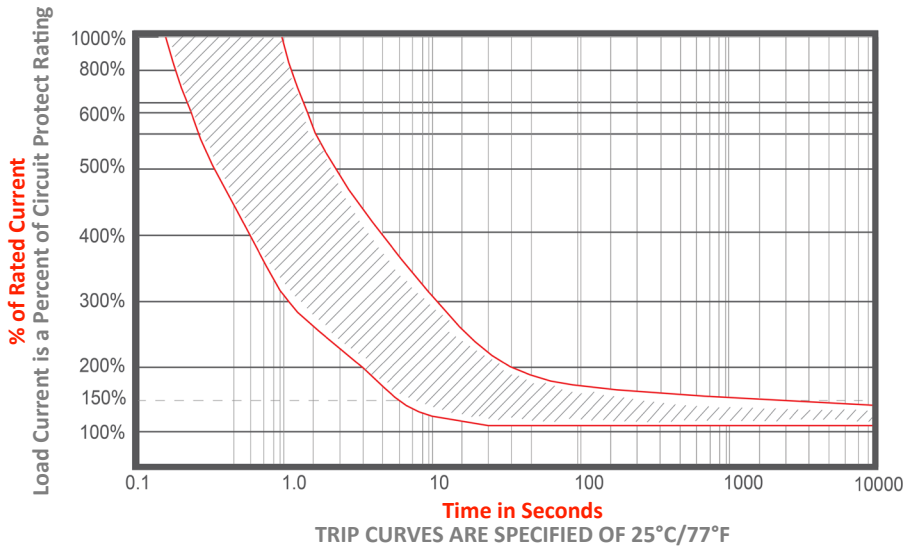
Voltage Rating	12/24/32VDC
Reset Type	Type I - Auto Reset
Interrupting Rating	4 Times Rated Current
Operation Temperature	-10°C ~ 60°C
Testing	SAE J553

Material Specifications

Body Material	Thermoplastic (UL94V-0)
Terminals Material	Battery – Copper Plated, Auxiliary – Zinc Plated
Terminals Configuration	#10-32 stud
Studs Torque	3.0±0.3 N.m
Mounting Torque	1.0±0.1 N.m
Ignition Protection	SAE J1171 Ingress Protection IP63

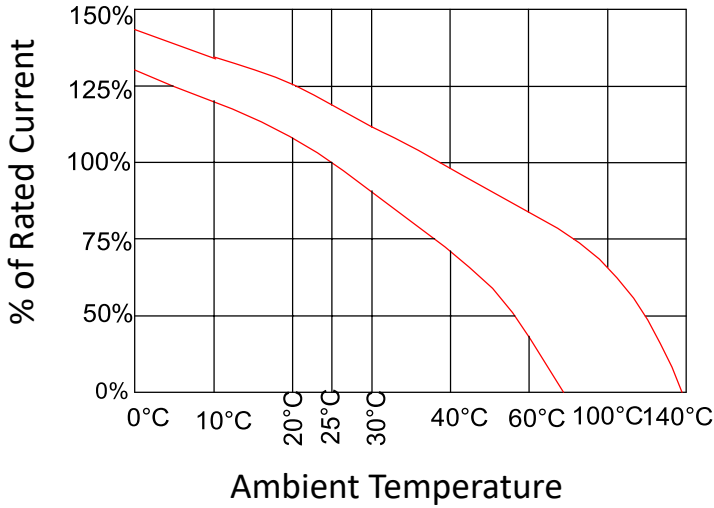
Nut Material Iron, Zinc Plated

Time vs. Percent of Rated Current



% of Rated Current	Min Trip Time	Max Trip Time
100%	Hold	No Trip
150%		Trip in 1 hr
200%	4.0s	40.0s
300%	1.2s	12.0s
400%	0.6s	5.0s
500%	0.4s	2.8s
600%	0.3s	1.8s

Temperature Derating Curve



Ambient Temperature	-10°C	0°C	10°C	25°C	40°C	50°C	60°C
Division Factor	1.25	1.15	1.05	1.00	0.9	0.8	0.7

Rev Date of issue Revision Notes

Designed Approved

E	08-11-2025	Updated Material Specifications	RC	OF
---	------------	---------------------------------	----	----