ABB BALDOR RELIANCE

Customer information packet

ECR9206T

20HP, 1180RPM, 3PH, 60HZ, 286T, 1072M, TEFC, F1
Class - None
Division - Not Applicable

Copyright © All product information within this document is subject to ABB Motors and Mechanical Inc. copyright © protection, unless otherwise noted.
11/5/2026 1:18:15 PM

Specifications

Enclosure	TEFC
Frame	286T
Frame Material	Iron
Frequency	60.00 Hz
Haz Area Class and Group	None
Haz Area Division	Not Applicable
Motor Letter Type	Three Phase
Output @ Frequency	20.000 HP @ 60 HZ
Phase	3
Synchronous Speed @ Frequency	1200 RPM @ 60 HZ
Voltage @ Frequency	230.0 V @ 60 HZ
	460.0 V @ 60 HZ
Agency Approvals	CCSA US
	CSA EEV
	NEMA PREMIUM
	NEMA_PREMIUM
	UR
Ambient Temperature	40 °C
Auxiliary Box	NO AUXILLARY BOX
Auxiliary Box Lead Termination	None
Base Indicator	Rigid
Bearing Grease Type	Polyrex EM (-20F +300F)
Blower	None
Constant Torque Speed Range	6
Current @ Voltage	29.000 A @ 460.0 V
	58.000 A @ 230.0 V
Design Code	A
Drip Cover	No Drip Cover
Duty Rating	CONT
Efficiency @ 100% Load	91.7 %
Electrically Isolated Bearing	Not Electrically Isolated
Enclosure Modification	Severe Duty Features

Part Detail

Revision	S
Type	AC
Mech. spec.	10J907
Base	
Status	PRD/A
Elec. spec.	10WGZ354
Layout	10LYJ907
Eff. date	08-01-2023
CD Diagram	CD0180
Poles	06
Leads	9#10
Proprietary	False
Created date	01-08-2015

Feedback Device	NO FEEDBACK
Front Face Code	Standard
Front Shaft Indicator	None
Heater Indicator	No Heater
High Voltage Full Load Amps	29.0 a
Insulation Class	F
Inverter Code	Inverter Duty
KVA Code	J
Lifting Lugs	Standard Lifting Lugs
Locked Bearing Indicator	Locked Bearing
Max Speed	1800 rpm
Motor Lead Exit	Ko Box
Motor Lead Quantity/Wire Size	9 @ 10 AWG
Motor Lead Termination	Flying Leads
Motor Standards	NEMA
Motor Type	1072M
Mounting Arrangement	F1
Number of Poles	6
Overall Length	28.00 IN
Power Factor	71
Product Family	Super-E Chemical Processing
Pulley End Bearing Type	Ball
Pulley Face Code	Standard
Pulley Shaft Indicator	Standard
Rodent Screen	None
Service Factor	1.25
Shaft Diameter	1.875 IN
Shaft Extension Location	Pulley End
Shaft Ground Indicator	No Shaft Grounding
Shaft Rotation	Reversible
Shaft Slinger Indicator	Shaft Slinger
Speed	1180 rpm
Speed Code	Single Speed
Starting Method	Direct on line

Thermal Device - Bearing	None
Thermal Device - Winding	None
Vibration Sensor Indicator	No Vibration Sensor
Winding Thermal 1	None
Winding Thermal 2	None

Nameplate

NP3293													
CAT.NO.	ECR9206T		**P/N**				**ENCLOSURE**	TEFC					
SPEC.	10J907Z354G1	**CC**	010A	**FRAME**	286T		**S/N**						
HP	20	**CLASS**	F	**HZ**	60	**DES**	A						
RPM	1180	**RPM MAX**	1800	**PH**	3	**KVA-CODE**	J						
VOLT	230/460			**I.P.**	55								
AMP	58/29		**SER.F.**	1.25	**PF**	71	**ODE BRG**	6311	**DE BRG**	6312			
RATING	40C AMB-CONT		**NEMA-NOM-EFF**	91.7	**GREASE**	POLYREX EM							
HTR-VOLTS	**HTR-AMPS**		**HTR-WATTS**		**INV.TYPE**								
	SFA 68/34												
			C HP FR	60	**C HP TO**	90							
			CT HZ FROM	6	**CT HZ TO**	60							
			MOTOR WEIGHT	465	**VT HZ FROM**	6	**VT HZ TO**	60					

AC Induction Motor Performance Data
Record # 50118
Typical performance - not guaranteed values

Winding: 10WGZ354-R001	**Type:** 1072M	**Enclosure:** TEFC

Nameplate Data				**460 V, 60 Hz: High Voltage Connection**	
Rated Output (HP)			20	**Full Load Torque**	88.3 LB-FT
Volts			230/460	**Start Configuration**	direct on line
Full Load Amps			58/29	**Breakdown Torque**	277 LB-FT
R.P.M.			1180	**Pull-up Torque**	178 LB-FT
Hz	60	**Phase**	3	**Locked-rotor Torque**	209 LB-FT
NEMA Design Code	A	**KVA Code**	J	**Starting Current**	197 A
Service Factor (S.F.)			1.25	**No-load Current**	15.7 A
NEMA Nom. Eff.	91.7	**Power Factor**	71	**Line-line Res. @ 25ºC**	0.32 Ω
Rating - Duty			40C AMB-CONT	**Temp. Rise @ Rated Load**	54°C
S.F. Amps			68/34	**Temp. Rise @ S.F. Load**	70°C
				Locked-rotor Power Factor	24.8
				Rotor inertia	8.82 lb-ft²

Load Characteristics 460 V, 60 Hz, 20 HP

% of Rated Load	**25**	**50**	**75**	**100**	**125**	**150**	**S.F.**
Power Factor	32	52	64	71	75	76	75
Efficiency	85.7	91	92.3	92.5	91.7	91.6	91.7
Speed	1196	1193	1189	1186	1181	1177	1181
Line amperes	16.8	19.8	23.7	28.4	34.1	40.2	34.1

ABB Motors and Mechanical Inc.

WINDING # 10WGZ354

20 HP 3 PH 60 HZ 1180 RPM 460 V 1072M

Typical performance - not guaranteed values.

TORQUES(LB-FT): PO=277 PU=178 LR=209 LRA=197

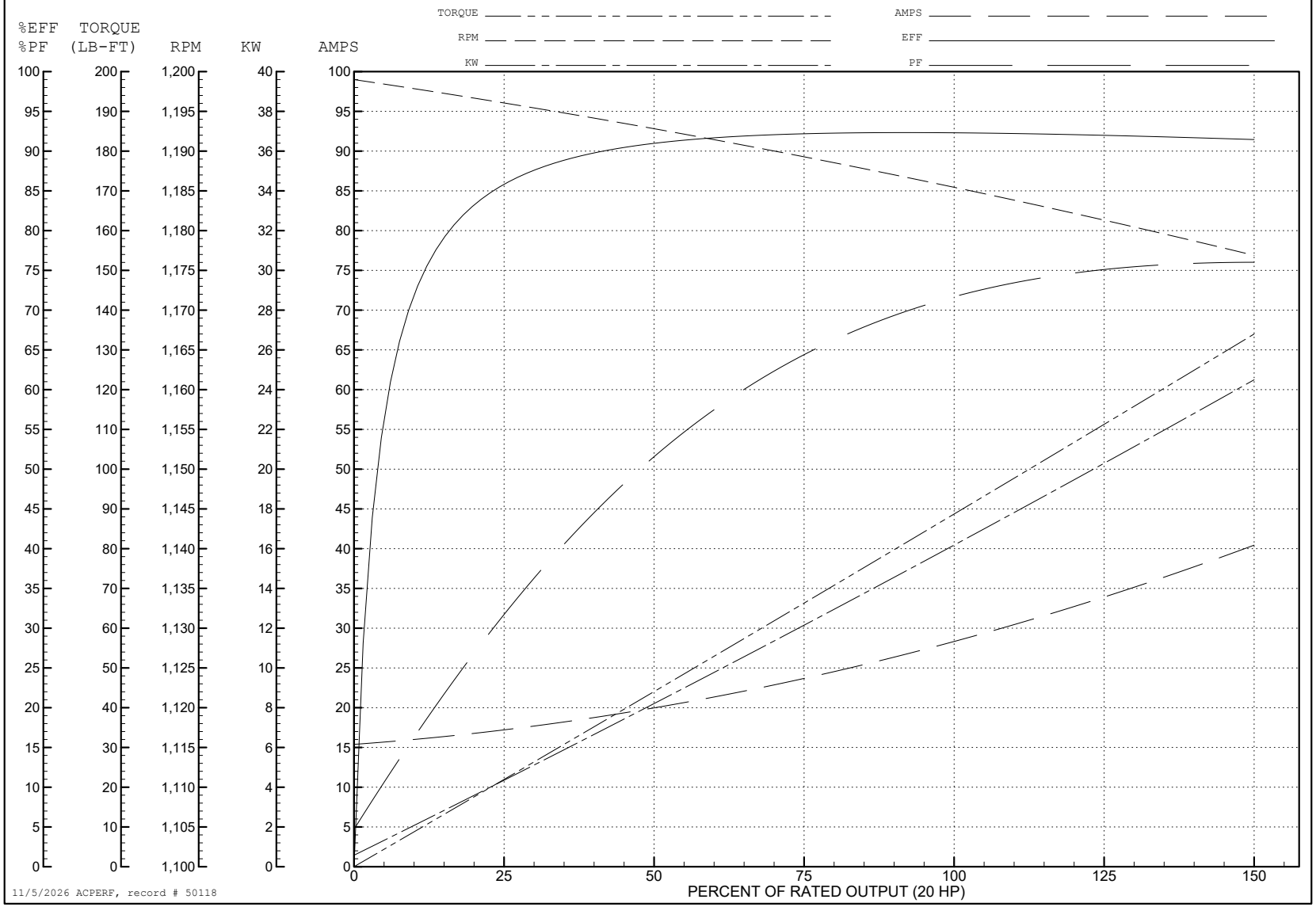

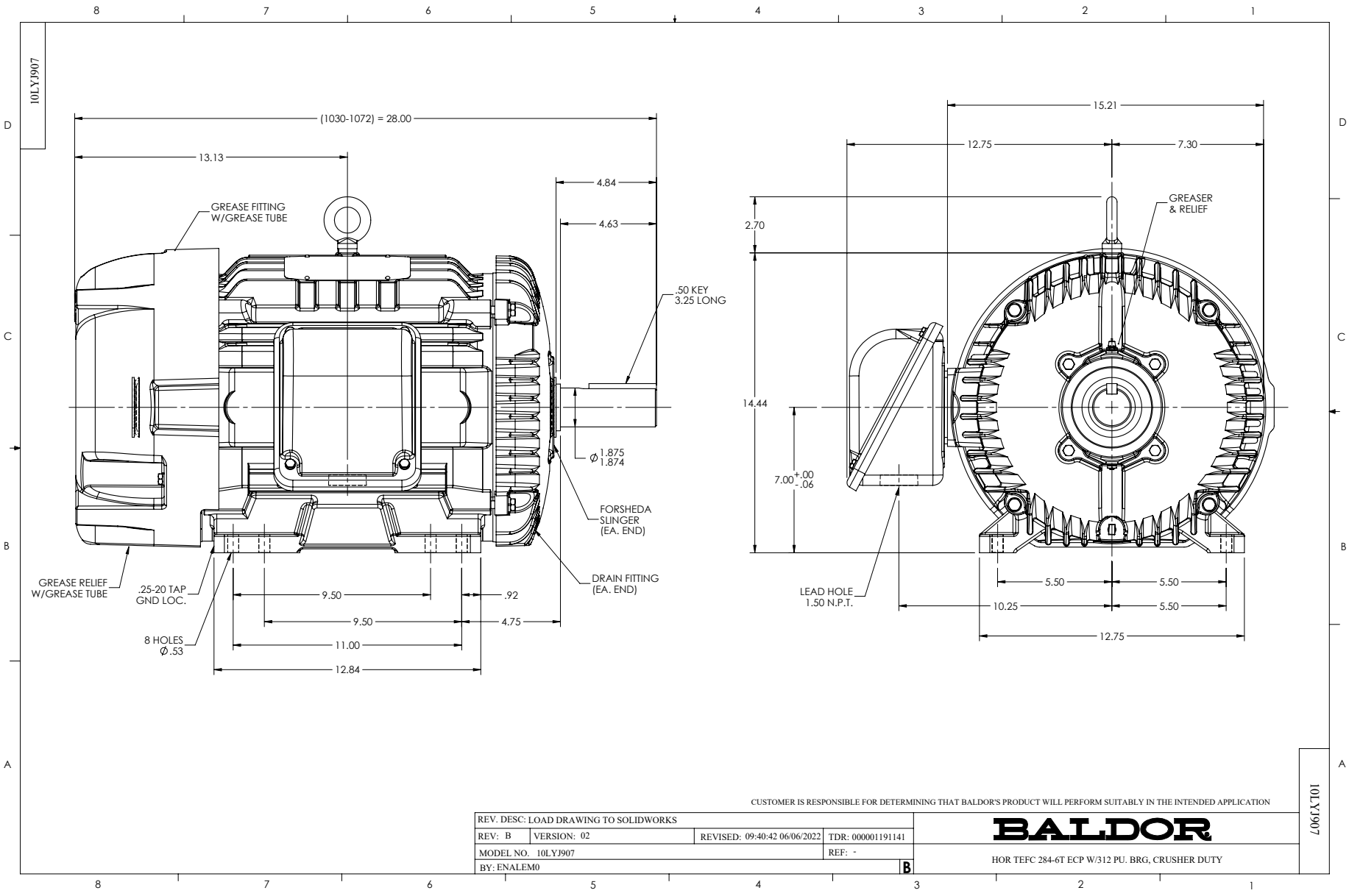
10LYJ907
(1030-1072) = 28.00
13.13
4.84
4.63
GREASE FITTING
W/GREASE TUBE
.50 KEY
3.25 LONG
Ø 1.875
1.874
FORSHEDA
SLINGER
(EA. END)
DRAIN FITTING
(EA. END)
GREASE RELIEF
W/GREASE TUBE
.25-20 TAP
GND LOC.
9.50
.92
9.50
4.75
8 HOLES
Ø .53
11.00
12.84
15.21
12.75
7.30
GREASER
& RELIEF
2.70
14.44
7.00 +.00 -.06
LEAD HOLE
1.50 N.P.T.
5.50
5.50
10.25
5.50
12.75
CUSTOMER IS RESPONSIBLE FOR DETERMINING THAT BALDOR'S PRODUCT WILL PERFORM SUITABLY IN THE INTENDED APPLICATION
REV. DESC: LOAD DRAWING TO SOLIDWORKS
REV: B
VERSION: 02
REVISED: 09:40:42 06/06/2022
TDR: 000001191141
MODEL NO. 10LYJ907
REF: -
BY: ENALEM0
B
BALDOR
HOR TEFC 284-6T ECP W/312 PU. BRG, CRUSHER DUTY
10LYJ907

CD0180

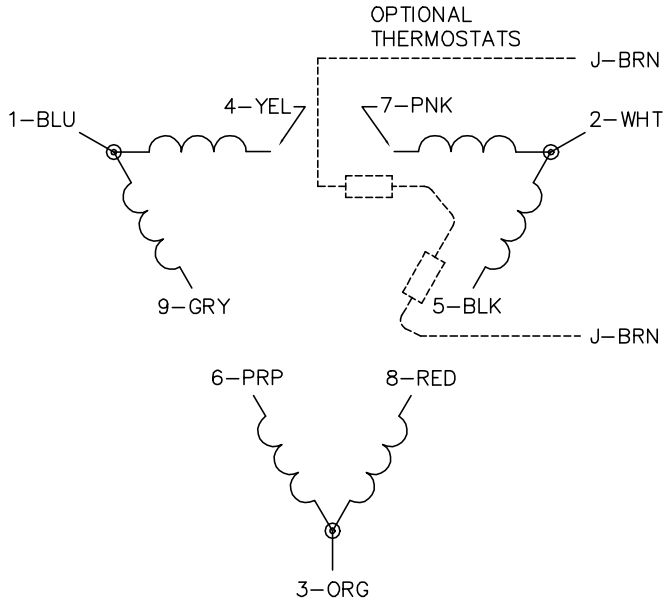

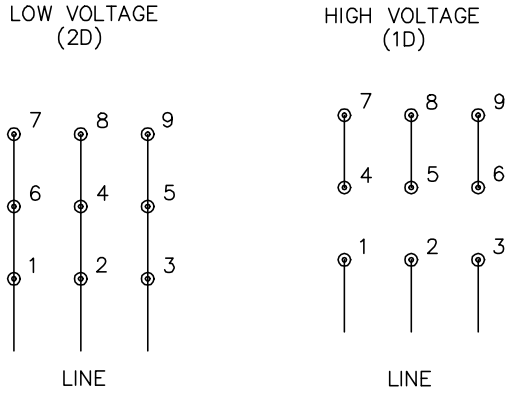

NOTES:

1. INTERCHANGE ANY TWO LINE LEADS TO REVERSE ROTATION.
2. OPTIONAL THERMOSTATS ARE PROVIDED WHEN SPECIFIED.
3. ACTUAL NUMBER OF INTERNAL PARALLEL CIRCUITS MAY BE A MULTIPLE OF THOSE SHOWN ABOVE.
4. LEAD COLORS ARE OPTIONAL. LEADS MUST ALWAYS BE NUMBERED AS SHOWN.

CD0180

REV. DESC: ADD CLASS CONN00000007		
REV. LTR: D	VERSION: 01	TDR: 000001099922
FILE: \AAA\00005\148	REVISED: 10:25:29 02/19/2019	BY: ENBRIR0
MTL: –		

BALDOR - RELIANCE®

3PH, DV, 9 LEADS, DELTA CONNECTION

SH 1 of 1