# Customer information packet

ECS100A8H2DF4

2HP, 1800RPM, 3PH, 60HZ, 145T, 3524B, TEFC, F1
Class - None
Division - Not Applicable

Copyright © All product information within this document is subject to ABB Motors and Mechanical Inc. copyright © protection, unless otherwise noted.
11/5/2026 10:09:49 AM

## Specifications

| | |
|---|---|
| **Enclosure** | TEFC |
| **Frame** | 145T |
| **Frame Material** | Steel |
| **Frequency** | 60.00 Hz |
| **Haz Area Class and Group** | None |
| **Haz Area Division** | Not Applicable |
| **Motor Letter Type** | Brushless Wound Field PM Rotor |
| **Output @ Frequency** | 2.000 HP @ 60 HZ |
| **Phase** | 3 |
| **Synchronous Speed @ Frequency** | 1800 RPM @ 60 HZ |
| **Voltage @ Frequency** | 230.0 V @ 60 HZ |
| **Agency Approvals** | BLUETOOTH |
| | WEEE |
| | CULUS |
| **Ambient Temperature** | 40 °C |
| **Auxiliary Box** | NO AUXILLARY BOX |
| **Auxiliary Box Lead Termination** | None |
| **Base Indicator** | Rigid |
| **Bearing Grease Type** | Polyrex EM (-20F +300F) |
| **Blower** | None |
| **Constant Torque Speed Range** | 6 |
| **Current @ Voltage** | 4.800 A @ 230.0 V |
| **Design Code** | - |
| **Drip Cover** | No Drip Cover |
| **Duty Rating** | CONT |
| **Efficiency @ 100% Load** | 91.3 % |
| **Electrically Isolated Bearing** | Not Electrically Isolated |
| **Feedback Device** | NO FEEDBACK |
| **Heater Indicator** | No Heater |
| **High Voltage Full Load Amps** | 4.8 a |
| **Insulation Class** | F |
| **Inverter Code** | 03 |

## Part Detail

| | |
|---|---|
| **Revision** | J |
| **Type** | AC |
| **Mech. spec.** | 35E5247 |
| **Base** | |
| **Status** | PRD/A |
| **Elec. spec.** | 35WGG964 |
| **Layout** | 35LYE5247 |
| **Eff. date** | 07-27-2026 |
| **CD Diagram** | CD0006B03 |
| **Poles** | 04 |
| **Leads** | 3#16 |
| **Proprietary** | False |
| **Created date** | 07-25-2024 |

| | |
|---|---|
| **KVA Code** | - |
| **Lifting Lugs** | No Lifting Lugs |
| **Locked Bearing Indicator** | Locked Bearing |
| **Motor Lead Quantity/Wire Size** | 3 @ 16 AWG |
| **Motor Lead Termination** | Flying Leads |
| **Motor Standards** | NEMA |
| **Motor Type** | 3524B |
| **Mounting Arrangement** | F1 |
| **Number of Poles** | 4 |
| **Overall Length** | 16.71 IN |
| **Power Factor** | 93 |
| **Product Family** | General Purpose |
| **Pulley Face Code** | Standard |
| **Rodent Screen** | None |
| **RoHS Status** | Y |
| **Service Factor** | 1.00 |
| **Shaft Diameter** | 0.875 IN |
| **Shaft Ground Indicator** | Shaft Grounding |
| **Shaft Rotation** | Reversible |
| **Speed** | 1800 rpm |
| **Speed Code** | Single Speed |
| **Starting Method** | Direct on line |
| **Thermal Device - Bearing** | None |
| **Thermal Device - Winding** | None |
| **Vibration Sensor Indicator** | No Vibration Sensor |
| **Winding Thermal 1** | None |
| **Winding Thermal 2** | None |

# BALDOR·RELIANCE

## EC-Titanium™

| | | | | | | | |
|---|---|---|---|---|---|---|---|
| CAT. NO. | ECS100A8H2DF4 | | | | | | |
| SPEC. | 35E5247G964G3 | | | | YR | *** | |
| FRAME | 145T | | ENCL. | TEFC | IP | 54 | |
| HP | 2 | RATING | 40C AMB-CONT | | | | |
| NOM. EFF. | 91.3 | PF | 93 | SF | 1.00 | | |
| VOLTS | 230 | | FLA | 4.4 | | | |
| RPM | 1800 | RPM MAX | 4000 | | | | |
| HZ | 60 | PH. | 3 | CLASS | F | | |
| BEMF (V) | 148 | | Rs (Ω) | 2.94 | | | |
| Ld (mH) | 22.1 | | Lq (mH) | 97.1 | | | |
| INV TYP | VPWM | CHP | 60 TO 133 HZ | | | | |
| | CT | 6 TO 60 HZ | VT | 6 TO 60 HZ | | | |
| MATCHED INV | EC18A7P0 | | | | | | |
| BEARING | DE | 6205 | ODE | 6205 | | | |
| SERIAL# | *** | | | | | | |

ELECTRONICALLY PROTECTED MOTOR
FOR INDUSTRIAL USE

FERRITE ASSISTED
SYNCHRONOUS RELUCTANCE MOTOR
FOR INVERTER USE ONLY

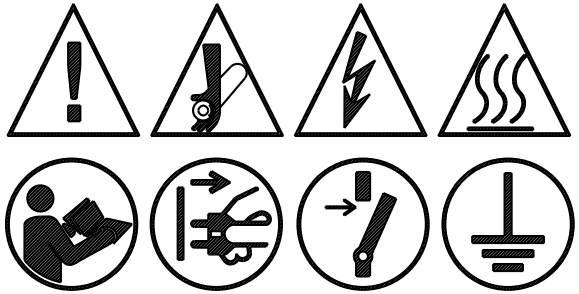

PERMANENT MAGNET MOTOR. WHEN SHAFT IS ROTATED, VOLTAGE WILL BE GENERATED AT THE MOTOR TERMINALS.
MOTEUR Á AIMANT PERMANENT. LORSQUE L'ARBRE TOURNE, UNE TENSION SERA GÉNÉRÉE AUX BORNES DU MOTEUR.

BALDOR-RELIANCE
SHAFT GROUNDING BRUSH INSTALLED

c UL us LISTED
E46145

ABB MOTORS AND MECHANICAL INC.
5711 R.S. BOREHAM JR. ST., FORT SMITH, AR. MFG IN U.S.A.

BALDOR • RELIANCE

EC-Titanium™

| | | | | | |
|---|---|---|---|---|---|
| PART NO. | EC18A7P0 | | | | |
| U1 | 240 | PH | 1 | HZ | 60 |
| I1 MAX | 12.5 | W/EXT. CHOKE | | | 10.2 |
| SERIAL # | *** | | | | |



POWER DOWN FOR
5 MINUTES BEFORE
REMOVING COVER

METTRE HORS TENSION
PENDANT 5 MINUTES
AVANT DE RETIRER LE
COUVERCLE

ABB MOTORS AND MECHANICAL
INC. FORT SMITH, AR.
MFG. IN U.S.A.

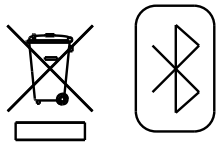

| | | | | | | | |
|---|---|---|---|---|---|---|---|
| Volts | 230 | Max RPM | 4000 | Conn Diag. | CD0006B03 | Leads | 3 |
| Amps | 4.8 | Max Amps | | Cs Diagram | CS1127 | BEMF | 95 |
| HP | 2 | VFD# | OPC-2-120070-1 | | | LD | 15.2 |
| RPM | 1800 | S.F. | 1.00 | | | LQ | 63.5 |
| Phase/Hz | 3/60 | Rating | 40C AMB-CONT | | | Rs | 9.5595 Meas. L-L |

## 60034-2-3 Motor Performance at Standardized Operating Points

| | RPM | % Speed | LB-FT | % Torque | HP | Efficiency | Loss (% FL) | Watts Loss (W) |
|---|---|---|---|---|---|---|---|---|
| P1 | 1619 | 90% | 5.8 | 100% | 1.8 | 84.2 | 16.73% | 252 |
| P2 | 906 | 50% | 4.2 | 100% | 0.7 | 62.7 | 21.27% | 321 |
| P3 | 440 | 25% | 2.8 | 100% | 0.2 | 36.4 | 20.56% | 310 |
| P4 | 1627 | 90% | 2.9 | 50% | 0.9 | 83.8 | 8.66% | 131 |
| P5 | 902 | 50% | 2.9 | 50% | 0.5 | 69.3 | 10.98% | 166 |
| P6 | 901 | 50% | 1.5 | 25% | 0.3 | 76.0 | 3.93% | 59 |
| P7 | 455 | 25% | 1.5 | 25% | 0.1 | 61.2 | 3.96% | 60 |

## 61800-9-2 PDS Performance at Reference Operating Points

| | RPM | % Speed | LB-FT | % Torque | HP | System Efficiency | Loss (% FL) | Watts Loss (W) |
|---|---|---|---|---|---|---|---|---|
| P1 | 1784 | 100% | 5.8 | 100% | 2.0 | 81.2 | 22.62% | 341 |
| P2 | 906 | 50% | 4.2 | 100% | 0.7 | 58.0 | 25.91% | 391 |
| P3 | 298 | 17% | 2.2 | 100% | 0.1 | 26.7 | 16.78% | 253 |
| P4 | 1790 | 100% | 2.9 | 50% | 1.0 | 79.0 | 13.05% | 197 |
| P5 | 902 | 50% | 2.9 | 50% | 0.5 | 63.9 | 14.02% | 212 |
| P6 | 299 | 17% | 2.2 | 50% | 0.1 | 26.7 | 16.62% | 251 |
| P7 | 901 | 50% | 1.5 | 25% | 0.3 | 68.7 | 5.66% | 85 |
| P8 | 311 | 17% | 1.5 | 25% | 0.1 | 40.6 | 6.26% | 94 |

*Points not taken in certified order.*

| | | | | | | | |
|---|---|---|---|---|---|---|---|
| Volts | 230 | Max RPM | 4000 | Conn Diag. | CD0006B03 | Leads | 3 |
| Amps | 4.8 | Max Amps | | Cs Diagram | CS1127 | BEMF | 95 |
| HP | 2 | VFD # | OPC-2-120070-1 | | | LD | 15.2 |
| RPM | 1800 | S.F. | 1.00 | | | LQ | 63.5 |
| Phase/Hz | 3/60 | Rating | 40C AMB-CONT | | | Rs | 9.5595 Meas L-L |

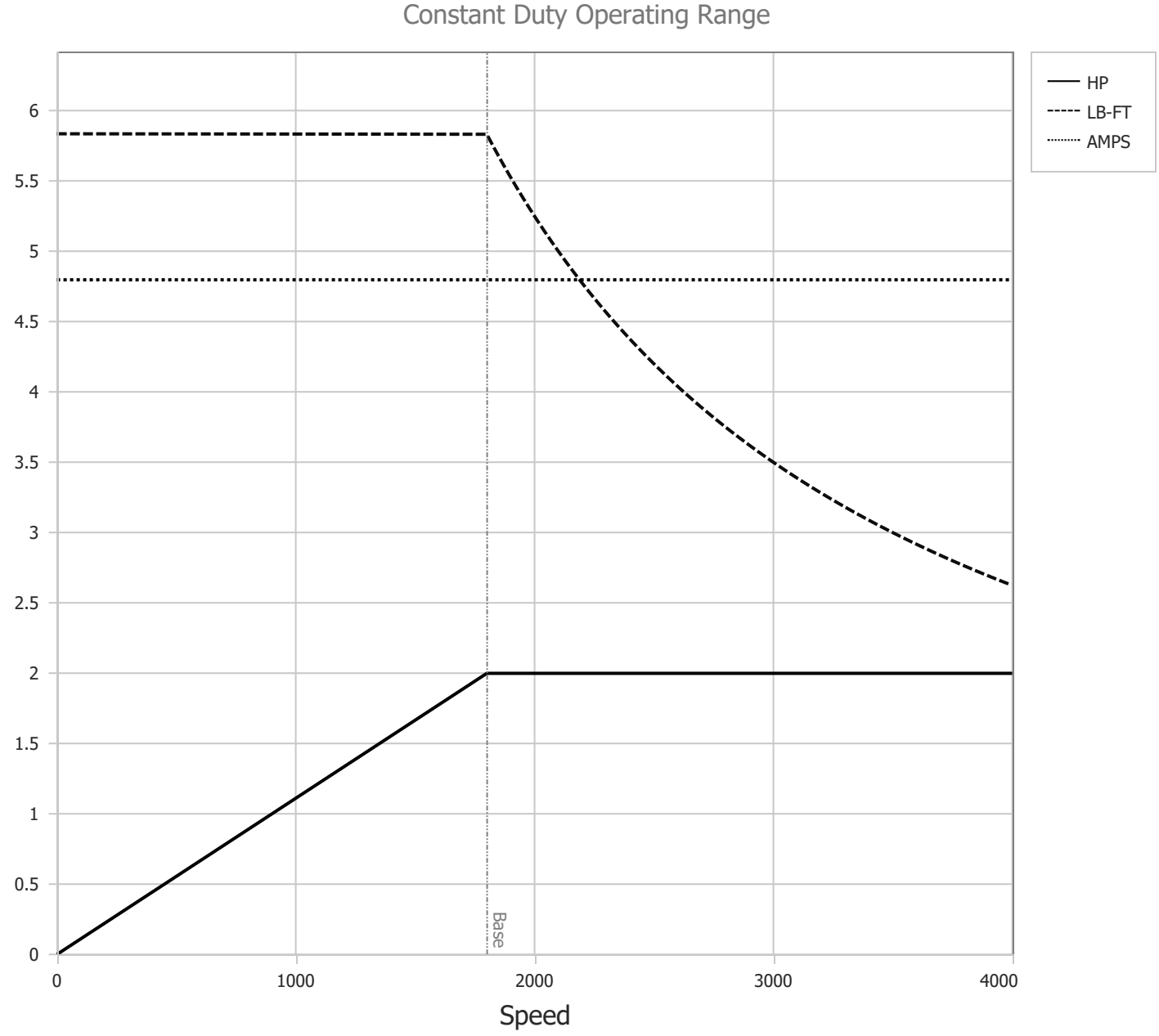


| | | | |
|---|---|---|---|
| BALDOR • RELIANCE | DR By: R & D<br>CK By: USTOSAN<br>APP By: USJAROB1<br>Date: 01/29/2025 | **AC MOTOR PERFORMANCE CURVES** | **35WGA0050**<br>35-0000-1619<br>*Test - 111860* |

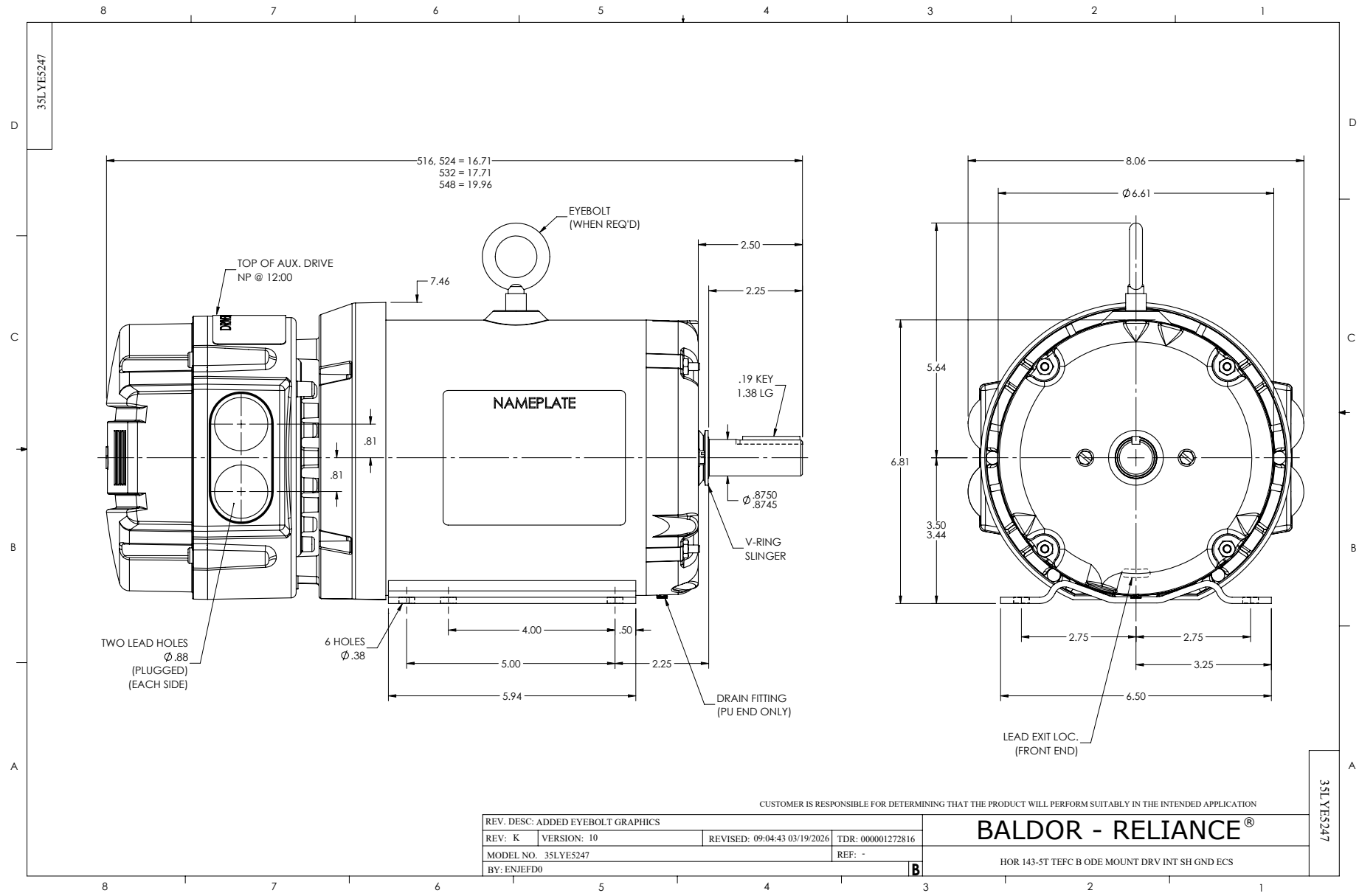
35LYE5247
516, 524 = 16.71
532 = 17.71
548 = 19.96
EYEBOLT
(WHEN REQ'D)
TOP OF AUX. DRIVE
NP @ 12:00
7.46
2.50
2.25
.19 KEY
1.38 LG
NAMEPLATE
.81
.81
Ø .8750
.8745
V-RING
SLINGER
TWO LEAD HOLES
Ø .88
(PLUGGED)
(EACH SIDE)
6 HOLES
Ø .38
4.00
.50
5.00
2.25
5.94
DRAIN FITTING
(PU END ONLY)
8.06
Ø 6.61
5.64
6.81
3.50
3.44
2.75
2.75
3.25
6.50
LEAD EXIT LOC.
(FRONT END)
CUSTOMER IS RESPONSIBLE FOR DETERMINING THAT THE PRODUCT WILL PERFORM SUITABLY IN THE INTENDED APPLICATION
REV. DESC: ADDED EYEBOLT GRAPHICS
REV: K
VERSION: 10
REVISED: 09:04:43 03/19/2026
TDR: 000001272816
MODEL NO. 35LYE5247
REF: -
BY: ENJEFD0
B
BALDOR - RELIANCE®
HOR 143-5T TEFC B ODE MOUNT DRV INT SH GND ECS
35LYE5247

CD0006B03

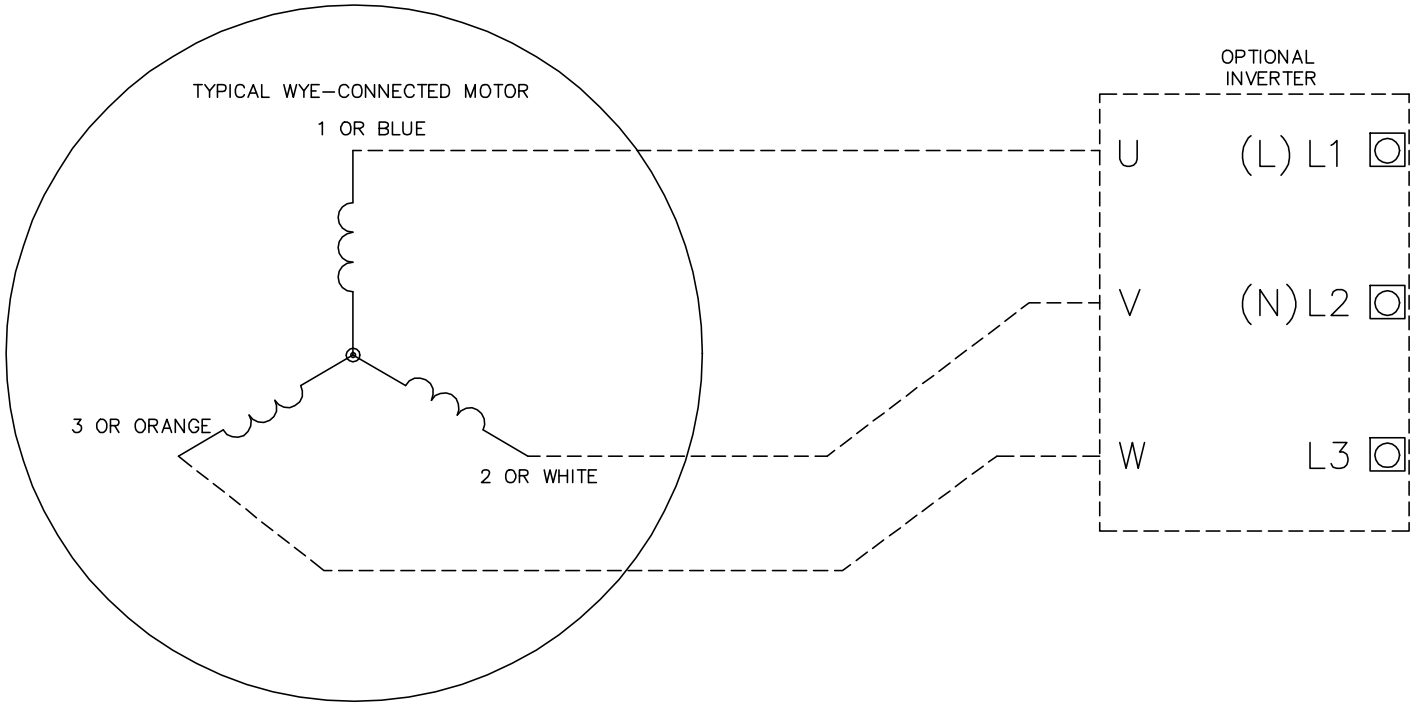


NOTES:

1. INTERCHANGE ANY TWO LINE LEADS TO REVERSE ROTATION.
2. ACTUAL NUMBER OF INTERNAL PARALLEL CIRCUITS MAY VARY.

CD0006B03

| | | |
|---|---|---|
| REV. DESC: CHANGE LEAD COLORS TO BLUE WHITE ORANGE | | |
| REV. LTR: A | VERSION: 01 | TDR: 000001158598 |
| FILE: \AAA\00252\917 | REVISED: 11:01:03 01/19/2021 | BY: ENMARSO |
| MTL: – | | |

BALDOR - RELIANCE®

3PH, SV, 3 LEADS, WYE CONNECTED, ECS

SH 1 of 1