ABB BALDOR RELIANCE

Customer information packet

CEM3774T

10HP, 1765RPM, 3PH, 60HZ, 215TC, 0748M, TEFC, F
Class - None
Division - Not Applicable

Copyright © All product information within this document is subject to ABB Motors and Mechanical Inc. copyright © protection, unless otherwise noted.
11/5/2026 6:15:51 PM

Specifications

Enclosure	TEFC
Frame	215TC
Frame Material	Iron
Frequency	60.00 Hz
Haz Area Class and Group	None
Haz Area Division	Not Applicable
Motor Letter Type	Three Phase
Output @ Frequency	10.000 HP @ 60 HZ
Phase	3
Synchronous Speed @ Frequency	1800 RPM @ 60 HZ
Voltage @ Frequency	460.0 V @ 60 HZ
	230.0 V @ 60 HZ
Agency Approvals	CE
	CSA
	CURUSEEV
	NEMA PREMIUM
	UR
	WEEE
Ambient Temperature	40 °C
Auxiliary Box	NO AUXILLARY BOX
Auxiliary Box Lead Termination	None
Base Indicator	Rigid
Bearing Grease Type	Polyrex EM (-20F +300F)
Blower	None
Current @ Voltage	27.000 A @ 208.0 V
	24.600 A @ 230.0 V
	12.300 A @ 460.0 V
Design Code	B
Drip Cover	No Drip Cover
Duty Rating	CONT
Efficiency @ 100% Load	91.7 %
Electrically Isolated Bearing	Not Electrically Isolated

Part Detail

Revision	G
Type	AC
Mech. spec.	07H058
Base	
Status	PRD/A
Elec. spec.	07WGT511
Layout	07LYH058
Eff. date	10-17-2024
CD Diagram	CD0005
Poles	04
Leads	9#14
Proprietary	False
Created date	02-08-2021

Feedback Device	NO FEEDBACK
Front Shaft Indicator	None
Heater Indicator	No Heater
High Voltage Full Load Amps	12.3 a
Insulation Class	F
Inverter Code	Inverter Ready
KVA Code	H
Lifting Lugs	Standard Lifting Lugs
Locked Bearing Indicator	Locked Bearing
Motor Lead Quantity/Wire Size	9 @ 14 AWG
Motor Lead Termination	Flying Leads
Motor Standards	NEMA
Motor Type	0748M
Mounting Arrangement	F1
Number of Poles	4
Overall Length	19.20 IN
Power Factor	83
Product Family	General Purpose
Pulley End Bearing Type	Ball
Pulley Face Code	C-Face
Pulley Shaft Indicator	Standard
Rodent Screen	None
RoHS Status	ROHS COMPLIANT
Service Factor	1.15
Shaft Diameter	1.375 IN
Shaft Ground Indicator	No Shaft Grounding
Shaft Rotation	Reversible
Shaft Slinger Indicator	No Slinger
Speed	1765 rpm
Speed Code	Single Speed
Starting Method	Direct on line
Thermal Device - Bearing	None
Thermal Device - Winding	None
Vibration Sensor Indicator	No Vibration Sensor

Winding Thermal 1	None
Winding Thermal 2	None

Nameplate

NP3441LUA									
CAT.NO.	CEM3774T								
SPEC	07H058T511G1								
HP	10								
VOLTS	230/460								
AMPS	24.6/12.3								
RPM	1765								
FRAME	215TC	**HZ**	60			**PH**	3		
SF	1.15	**CODE**	H	**DES**	B	**CLASS**	F		
NEMA NOM. EFF	91.7	**PF**	83						
RATING	40C AMB-CONT								
CC	010A								
ENCL	TEFC	**SER**							
DE	6307	**ODE**	6206						
VPWM INVERTER READY	SFA 28.2/14.1								
CT6-60H(10:1)VT3-60H(20:1									
	50HZ 10HP 190/380V 29.8/14.9A								SF1.0

AC Induction Motor Performance Data
Record # 85502
Preliminary Data Sheet

Winding: 07WGT511-R001	**Type:** 0748M	**Enclosure:** TEFC

Nameplate Data			
Rated Output (HP)			10
Volts			230/460
Full Load Amps			24.6/12.3
R.P.M.			1765
Hz	60	**Phase**	3
NEMA Design Code	B	**KVA Code**	H
Service Factor (S.F.)			1.15
NEMA Nom. Eff.	91.7	**Power Factor**	83
Rating - Duty			40C AMB-CONT
S.F. Amps			28.3/14.15

460 V, 60 Hz: High Voltage Connection	
Full Load Torque	29.8 LB-FT
Start Configuration	direct on line
Breakdown Torque	84.1 LB-FT
Pull-up Torque	39.8 LB-FT
Locked-rotor Torque	50.9 LB-FT
Starting Current	85.9 A
No-load Current	4.67 A
Line-line Res. @ 25ºC	1.11 Ω
Temp. Rise @ Rated Load	70°C
Temp. Rise @ S.F. Load	93°C
Locked-rotor Power Factor	40.4
Rotor inertia	1.18 lb-ft²

Load Characteristics 460 V, 60 Hz, 10 HP

% of Rated Load	**25**	**50**	**75**	**100**	**125**	**150**	**S.F.**
Power Factor	48	70	79	83	85	85	84
Efficiency	89.8	92.6	92.6	91.7	90.4	88.8	90.7
Speed	1791	1783	1774	1763	1752	1739	1753
Line amperes	5.44	7.24	9.6	12.3	15.3	18.6	14.1

ABB Motors and Mechanical Inc.

WINDING # 07WGT511

10 HP 3 PH 60 HZ 1765 RPM 460 V 0748M

Typical performance - not guaranteed values.

TORQUES(LB-FT): PO=84.1 PU=39.8 LR=50.9 LRA=85.9

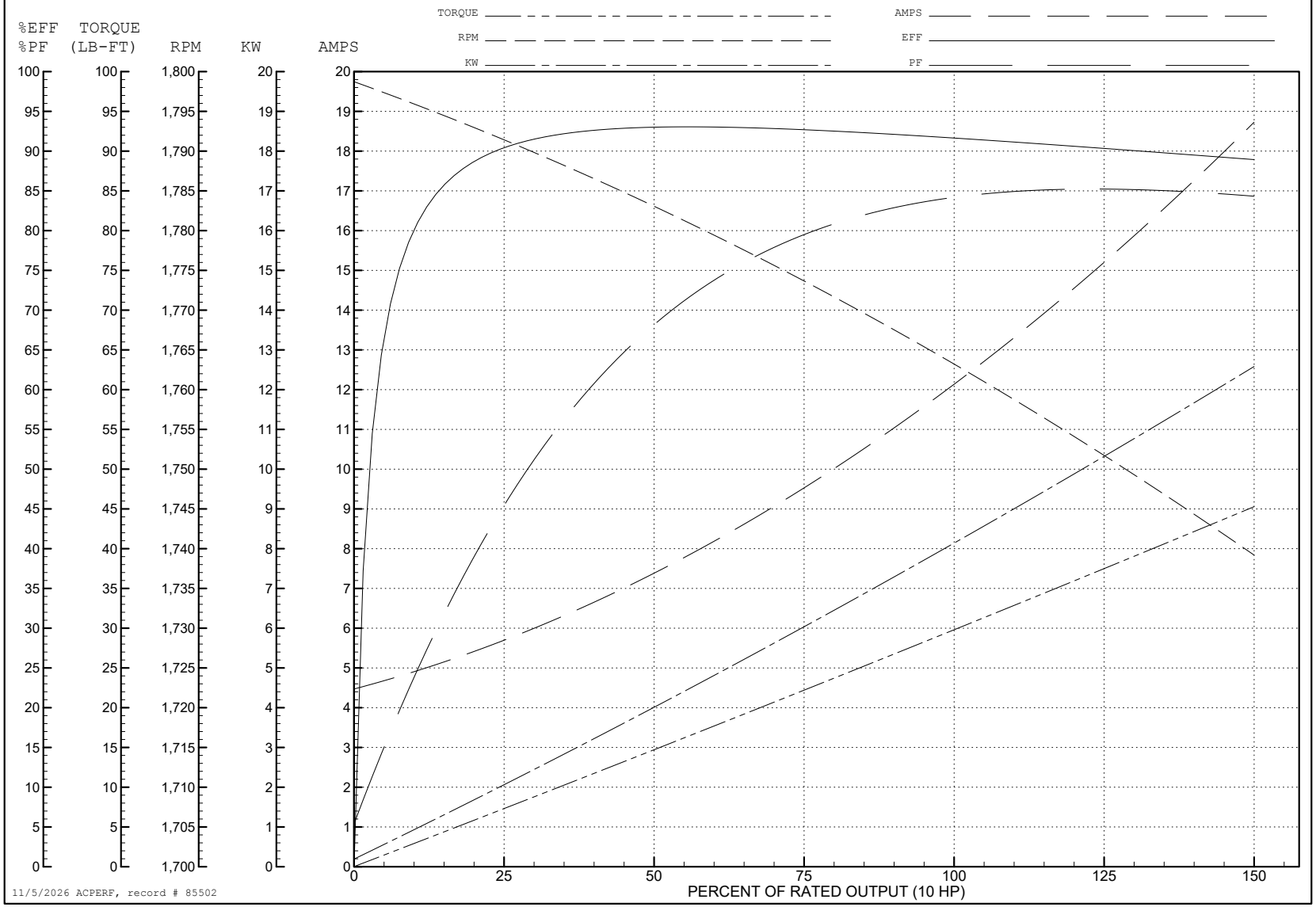

AC Induction Motor Performance Data
Record # 88389
Typical performance - not guaranteed values

Winding: 07WGT511-R001	**Type:** 0748M	**Enclosure:** TEFC

Nameplate Data				**400 V, 50 Hz: High Voltage Connection**	
Rated Output (HP)			10	**Full Load Torque**	35.99 LB-FT
Volts			230/460	**Start Configuration**	direct on line
Full Load Amps			24.6/12.3	**Breakdown Torque**	89.52 LB-FT
R.P.M.			1765	**Pull-up Torque**	46.23 LB-FT
Hz	60	**Phase**	3	**Locked-rotor Torque**	59.13 LB-FT
NEMA Design Code	B	**KVA Code**	H	**Starting Current**	88.53 A
Service Factor (S.F.)			1.15	**No-load Current**	5.03 A
NEMA Nom. Eff.	91.7	**Power Factor**	83	**Line-line Res. @ 25ºC**	1.09 Ω
Rating - Duty			40C AMB-CONT	**Temp. Rise @ Rated Load**	91°C
S.F. Amps				**Temp. Rise @ S.F. Load**	117°C
				Locked-rotor Power Factor	35.2
				Rotor inertia	1.18 lb-ft²

Load Characteristics 400 V, 50 Hz, 10 HP

% of Rated Load	**25**	**50**	**75**	**100**	**125**	**150**	**S.F.**
Power Factor	50	71	80	84	85	85	85
Efficiency	90	92.4	91.9	90.4	88.9	86.5	89.5
Speed	1491	1482	1472	1460	1448	1433	1453
Line amperes	5.96	8.13	10.95	14.22	17.88	21.98	16.4

ABB Motors and Mechanical Inc.

WINDING # 07WGT511

10 HP 3 PH 50 HZ 1765 RPM 400 V 0748M

Typical performance - not guaranteed values.

TORQUES(LB-FT): PO=89.52 PU=46.23 LR=59.13 LRA=88.53

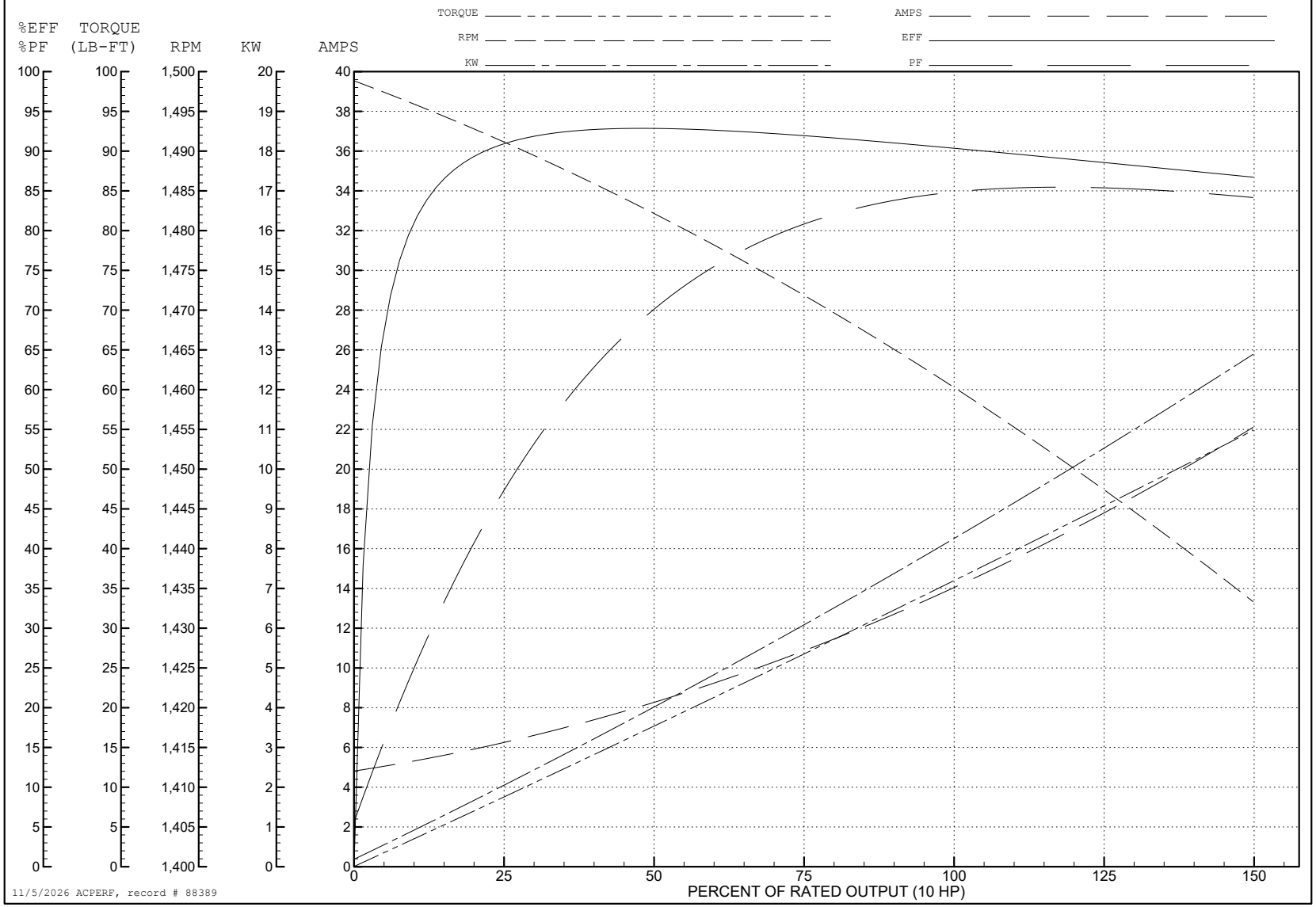

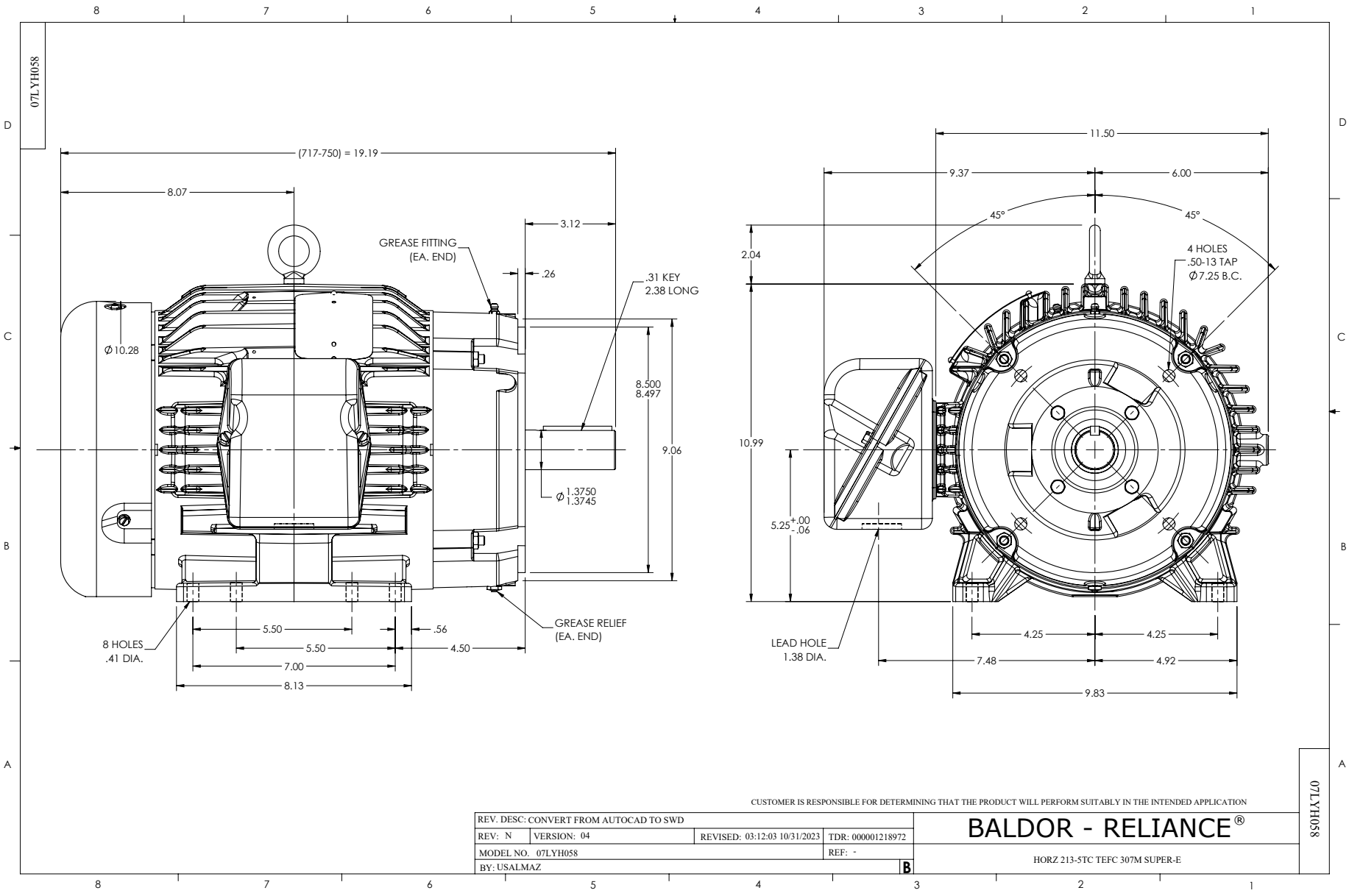
07LYH058
(717-750) = 19.19
8.07
3.12
GREASE FITTING
(EA. END)
.26
.31 KEY
2.38 LONG
Ø10.28
8.500
8.497
9.06
Ø1.3750
1.3745
5.50
.56
5.50
4.50
7.00
8.13
8 HOLES
.41 DIA.
GREASE RELIEF
(EA. END)
11.50
9.37
6.00
45°
45°
2.04
4 HOLES
.50-13 TAP
Ø7.25 B.C.
10.99
5.25 +.00 -.06
LEAD HOLE
1.38 DIA.
4.25
4.25
7.48
4.92
9.83
CUSTOMER IS RESPONSIBLE FOR DETERMINING THAT THE PRODUCT WILL PERFORM SUITABLY IN THE INTENDED APPLICATION
REV. DESC: CONVERT FROM AUTOCAD TO SWD
REV: N
VERSION: 04
REVISED: 03:12:03 10/31/2023
TDR: 000001218972
MODEL NO. 07LYH058
REF: -
BY: USALMAZ
B
BALDOR - RELIANCE®
HORZ 213-5TC TEFC 307M SUPER-E
07LYH058

CD0005

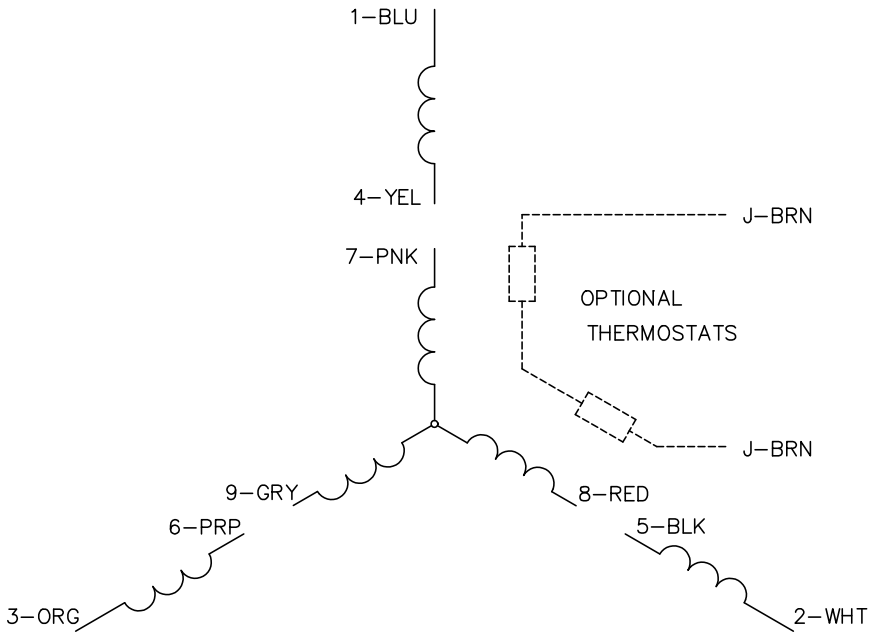

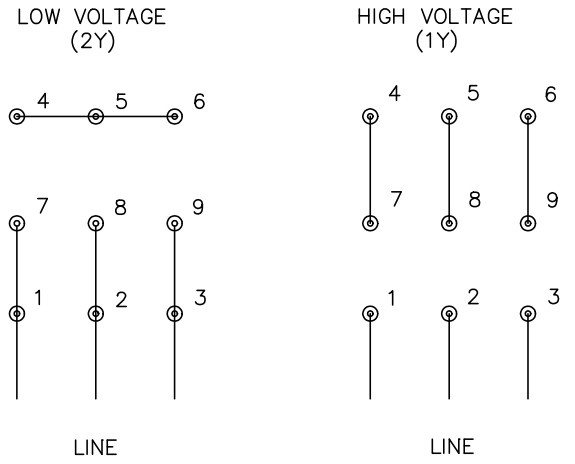

NOTES:

1. INTERCHANGE ANY TWO LINE LEADS TO REVERSE ROTATION.
2. OPTIONAL THERMOSTATS ARE PROVIDED WHEN SPECIFIED.
3. ACTUAL NUMBER OF INTERNAL PARALLEL CIRCUITS MAY BE A MULTIPLE OF THOSE SHOWN ABOVE.
4. LEAD COLORS ARE OPTIONAL. LEADS MUST ALWAYS BE NUMBERED AS SHOWN.

CD0005

REV. DESC: REVISE TO SHOW OPTIONAL COLORS			BALDOR ELECTRIC Co.
REV. LTR: E	BY: JLP	REVISED: 01/19/99 10:15	TDR: 0171435
CD0005		FILE: AAA00005140	MDL: –
		MTL: –	3PH, DV, 9 LEADS