

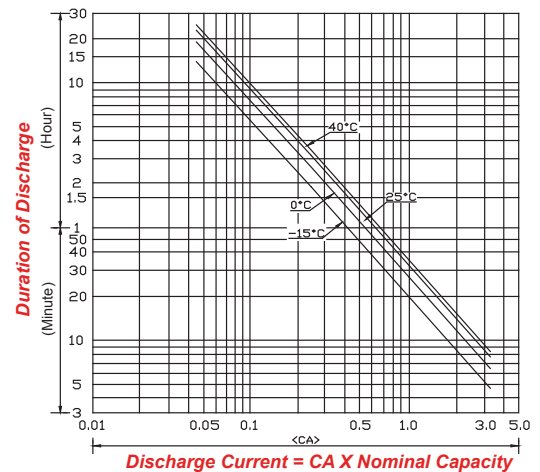
FOR THE ONES WHO GET IT DONE

## SPECIFICATIONS

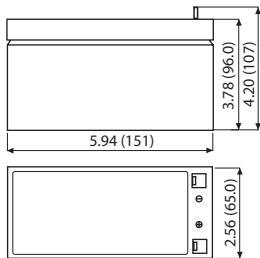
<b>Nominal Voltage</b>	12 volts		
<b>Nominal Capacity</b>	77° F (25° C)		
20-hr. (0.50A)	10.0 Ah		
10-hr. (0.93A)	9.30 Ah		
5-hr. (1.70A)	8.50 Ah		
1-hr. (6.00A)	6.00 Ah		
<b>Approximate Weight</b>	6.83 lbs (3.00kg)		
<b>Internal Resistance</b> (approx.)	15mΩ		
<b>Shelf Life</b> (% of normal capacity at 68° F (20° C) - Fully Charged)			
3 Months	6 Months	12 Months	
91%	83%	64%	
<b>Temperature Dependency of Capacity</b>	(20 hour rate)		
104° F (40°C)	77° F (25°C)	32° F (0°C)	5° F (-15°C)
102%	100%	85%	65%
<b>AGM Operational Temperature</b>			
Charge	32°F to 104°F (0°C to 40°C)		
Discharge	5°F to 113°F (-15°C to 45°C)		
<b>AGM Storage Temperature</b>	5°F to 104°F (-15°C to 40°C)		
<b>Charge Method</b> (Constant Voltage)			
<b>Cycle Use</b> (Repeating Use)			
Initial Current	3.0 A or smaller		
Control Voltage	14.6 - 14.8 V		
<b>Float Use</b>			
Control Voltage	13.6 - 13.8 V		



## DISCHARGE TIME VS. DISCHARGE CURRENT

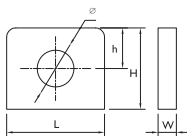


## DIMENSIONS



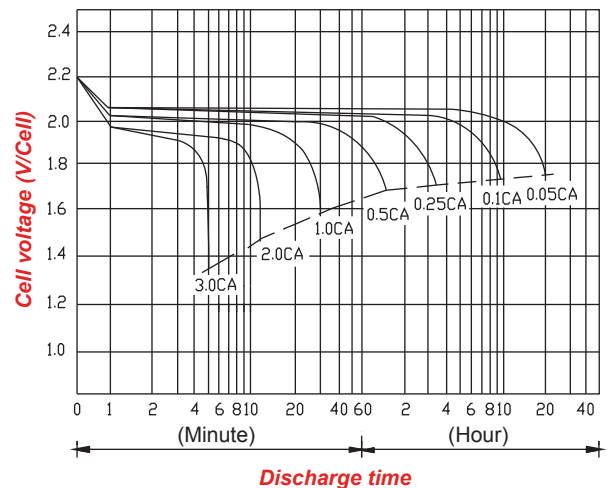
**L:** 5.94 in (151 mm)  
**W:** 2.56 in (65.0 mm)  
**H:** 3.78 in (96.0 mm)  
**TH:** 4.20 in (107 mm)  
 Tolerances are +/- 0.04 in. (+/- 1mm) and +/- 0.08 in. (+/- 2mm) for height dimensions. All data subject to change without notice.

## TERMINAL T

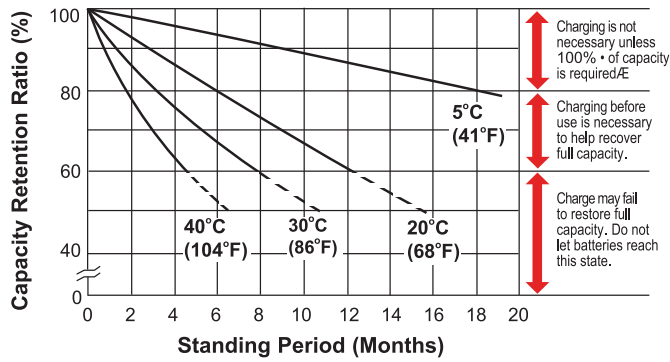


Dimension	L	W	H	h	∅
Type	10.0 mm	1.5 mm	12 mm	5.0 mm	5.4 mm
	0.39 in	0.06 in	0.47 in	0.12 in	0.21 in

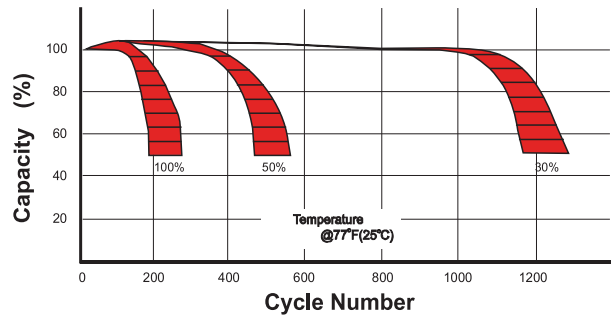
## DISCHARGE CHARACTERISTICS



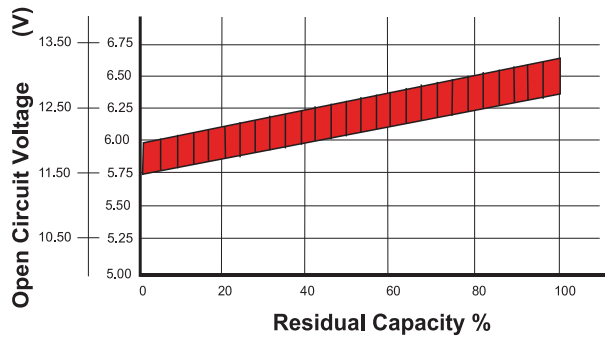
### SHELF LIFE STORAGE



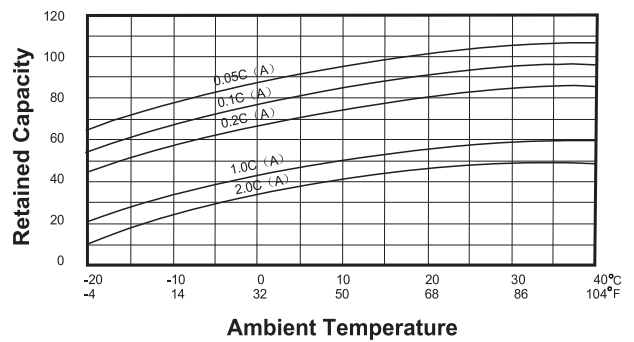
### CYCLE LIFE VS DEPTH OF DISCHARGE



### OPEN CIRCUIT VOLTAGE VS RESIDUAL CAPACITY



### EFFECT OF TEMPERATURE ON CAPACITY



### CHARGE CURRENT & FINAL DISCHARGE VOLTAGE

Application	Charge Voltage(V/Cell)			Max.Charge Current
	Temperature	Set Point	Allowable Range	
Cycle Use	25°C(77°F)	2.45	2.40~2.50	0.30 C
Standby	25°C(77°F)	2.30	2.27~2.30	

Final Discharge Voltage V/Cell	1.75	1.70	1.60	1.30
Discharge Current(A)	0.2C>(A)	0.2C<(A)<0.5C	0.5C<(A)<1.0C	(A)>1.0C