ABB BALDOR RELIANCE

Customer information packet

CEM3615T

5HP, 1755RPM, 3PH, 60HZ, 184TC, 3642M, TEFC, F1
Class - None
Division - Not Applicable

Copyright © All product information within this document is subject to ABB Motors and Mechanical Inc. copyright © protection, unless otherwise noted.
11/5/2026 4:42:47 PM

Specifications

Enclosure	TEFC
Frame	184TC
Frame Material	Steel
Frequency	60.00 Hz
Haz Area Class and Group	None
Haz Area Division	Not Applicable
Motor Letter Type	Three Phase
Output @ Frequency	5.000 HP @ 60 HZ
Phase	3
Synchronous Speed @ Frequency	1800 RPM @ 60 HZ
Voltage @ Frequency	230.0 V @ 60 HZ
	460.0 V @ 60 HZ
Agency Approvals	CURUSEEV
	NEMA PREMIUM
Ambient Temperature	40 °C
Auxiliary Box	NO AUXILLARY BOX
Auxiliary Box Lead Termination	None
Base Indicator	Rigid
Bearing Grease Type	Polyrex EM (-20F +300F)
Blower	None
Current @ Voltage	13.400 A @ 230.0 V
	14.000 A @ 208.0 V
	6.700 A @ 460.0 V
Design Code	B
Drip Cover	No Drip Cover
Duty Rating	CONT
Efficiency @ 100% Load	89.5 %
Electrically Isolated Bearing	Not Electrically Isolated
Feedback Device	NO FEEDBACK
Front Shaft Indicator	None
Heater Indicator	No Heater
High Voltage Full Load Amps	6.7 a

Part Detail

Revision	E
Type	AC
Mech. spec.	36A002
Base	
Status	PRD/A
Elec. spec.	36WGQ032
Layout	36LYA002
Eff. date	05-21-2025
CD Diagram	CD0005
Poles	04
Leads	9#16
Proprietary	False
Created date	12-03-2020

Insulation Class	F
Inverter Code	Inverter Ready
KVA Code	J
Lifting Lugs	No Lifting Lugs
Locked Bearing Indicator	Locked Bearing
Motor Lead Quantity/Wire Size	9 @ 16 AWG
Motor Lead Termination	Flying Leads
Motor Standards	NEMA
Motor Type	3642M
Mounting Arrangement	F1
Number of Poles	4
Overall Length	18.05 IN
Power Factor	78
Product Family	General Purpose
Pulley End Bearing Type	Ball
Pulley Face Code	C-Face
Pulley Shaft Indicator	Standard
Rodent Screen	None
Service Factor	1.15
Shaft Diameter	1.125 IN
Shaft Ground Indicator	No Shaft Grounding
Shaft Rotation	Reversible
Shaft Slinger Indicator	No Slinger
Speed	1755 rpm
Speed Code	Single Speed
Starting Method	Direct on line
Thermal Device - Bearing	None
Thermal Device - Winding	None
Vibration Sensor Indicator	No Vibration Sensor
Winding Thermal 1	None
Winding Thermal 2	None

Nameplate

NP3441LUA										
CAT.NO.	CEM3615T									
SPEC	36A002Q032G1									
HP	5									
VOLTS	230/460									
AMPS	13.4/6.7									
RPM	1755									
FRAME	184TC	**HZ**	60	**PH**	3					
SF	1.15	**CODE**	J	**DES**	B	**CLASS**	F			
NEMA NOM. EFF	89.5	**PF**	78							
RATING	40C AMB-CONT									
CC	010A									
ENCL	TEFC	**SER**								
DE	6206	**ODE**	6205							
VPWM INVERTER READY										
CT6-60H(10:1)VT3-60H(20:1										
	50HZ 5HP 190/380V 15.6/7.8A									SF1.0

AC Induction Motor Performance Data
Record # 89917
Typical performance - not guaranteed values

Winding: 36WGQ032-R001	**Type:** 3642M	**Enclosure:** TEFC

Nameplate Data				**460 V, 60 Hz: High Voltage Connection**	
Rated Output (HP)			5	**Full Load Torque**	15 LB-FT
Volts			230/460	**Start Configuration**	direct on line
Full Load Amps			13.4/6.7	**Breakdown Torque**	53.1 LB-FT
R.P.M.			1755	**Pull-up Torque**	23.4 LB-FT
Hz	60	**Phase**	3	**Locked-rotor Torque**	34.7 LB-FT
NEMA Design Code	B	**KVA Code**	J	**Starting Current**	49.8 A
Service Factor (S.F.)			1.15	**No-load Current**	3.31 A
NEMA Nom. Eff.	89.5	**Power Factor**	78	**Line-line Res. @ 25ºC**	2.4 Ω
Rating - Duty			40C AMB-CONT	**Temp. Rise @ Rated Load**	71°C
S.F. Amps				**Temp. Rise @ S.F. Load**	86°C
				Locked-rotor Power Factor	40.6635
				Rotor inertia	0.391 lb-ft²

Load Characteristics 460 V, 60 Hz, 5 HP

% of Rated Load	**25**	**50**	**75**	**100**	**125**	**150**	**S.F.**
Power Factor	38	60	72	79	82	84	81
Efficiency	83.8	88.9	89.8	89.5	88.4	86.8	88.8
Speed	1789	1778	1766	1753	1738	1722	1744
Line amperes	3.64	4.39	5.45	6.66	8.08	9.67	7.51

ABB Motors and Mechanical Inc.

WINDING # 36WGQ032

5 HP 3 PH 60 HZ 1755 RPM 460 V 3642M

Typical performance - not guaranteed values.

TORQUES(LB-FT): PO=53.1 PU=23.4 LR=34.7 LRA=49.8

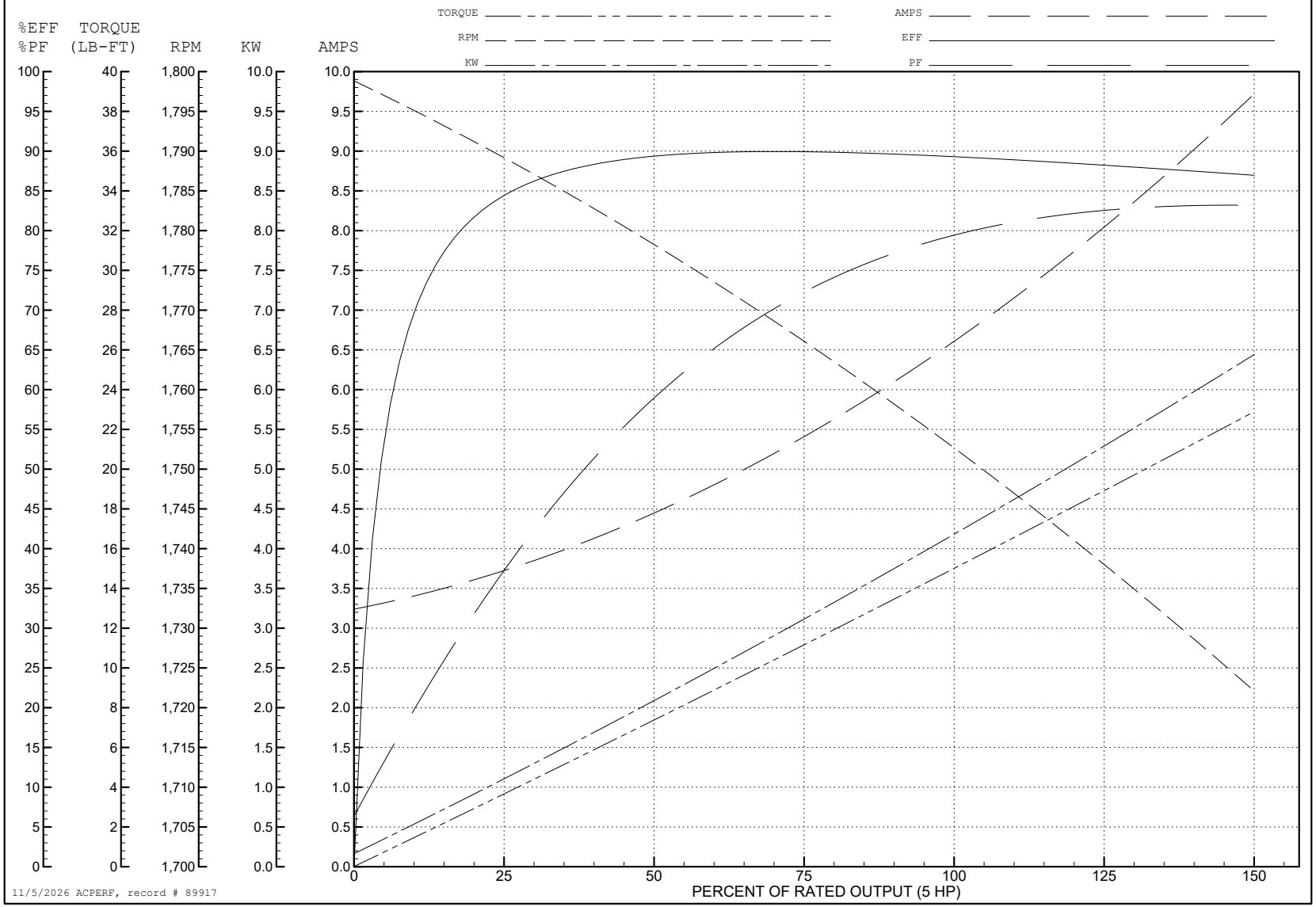

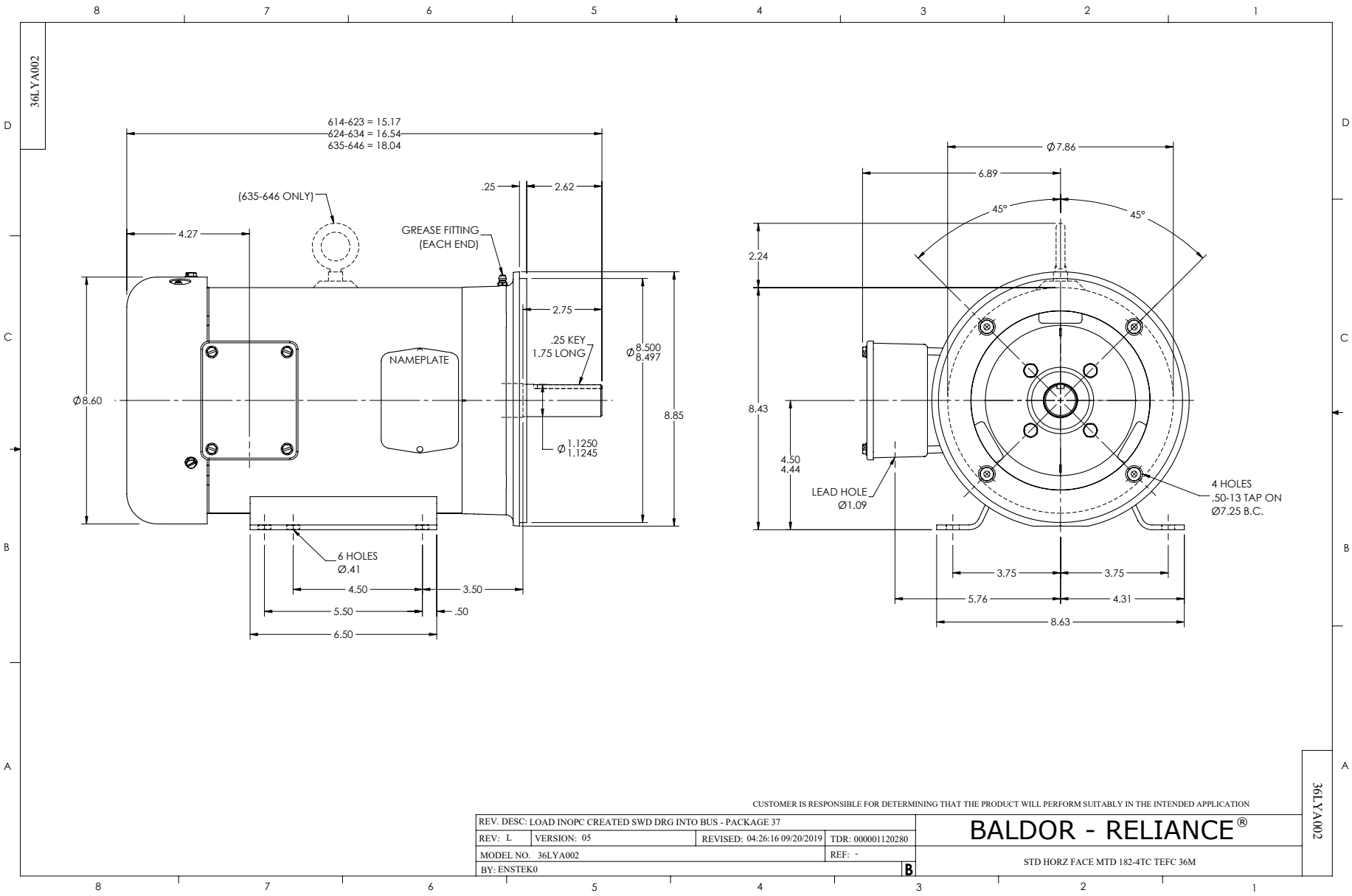
36LYA002
614-623 = 15.17
624-634 = 16.54
635-646 = 18.04
(635-646 ONLY)
.25
2.62
4.27
GREASE FITTING
(EACH END)
2.75
.25 KEY
1.75 LONG
NAMEPLATE
Ø8.500
8.497
Ø8.60
8.85
Ø1.1250
1.1245
6 HOLES
Ø.41
4.50
3.50
5.50
.50
6.50
Ø7.86
6.89
45°
45°
2.24
8.43
4.50
4.44
LEAD HOLE
Ø1.09
4 HOLES
.50-13 TAP ON
Ø7.25 B.C.
3.75
3.75
5.76
4.31
8.63
CUSTOMER IS RESPONSIBLE FOR DETERMINING THAT THE PRODUCT WILL PERFORM SUITABLY IN THE INTENDED APPLICATION
REV. DESC: LOAD INOPC CREATED SWD DRG INTO BUS - PACKAGE 37
REV: L
VERSION: 05
REVISED: 04:26:16 09/20/2019
TDR: 000001120280
MODEL NO. 36LYA002
REF: -
BY: ENSTEK0
B
BALDOR - RELIANCE®
STD HORZ FACE MTD 182-4TC TEFC 36M
36LYA002

CD0005

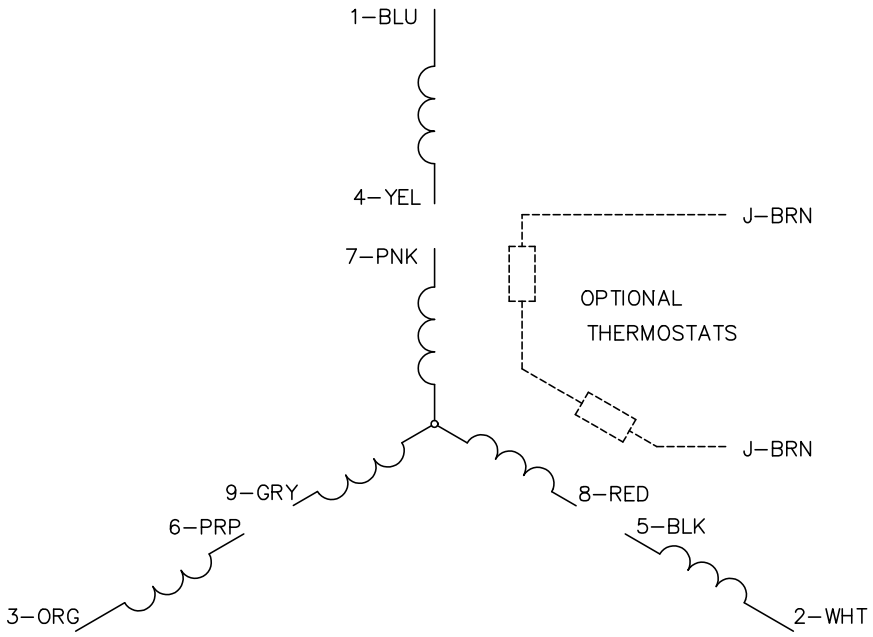

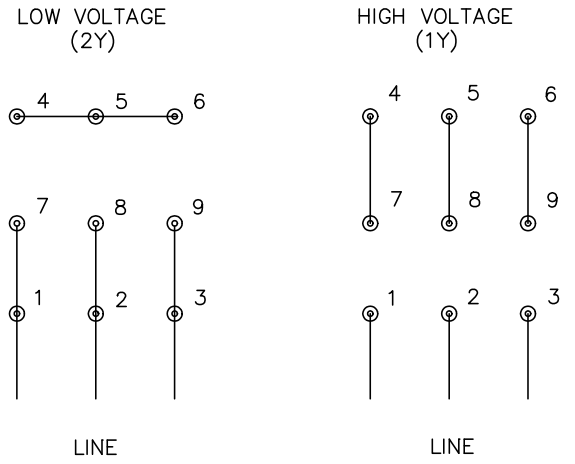

NOTES:

1. INTERCHANGE ANY TWO LINE LEADS TO REVERSE ROTATION.
2. OPTIONAL THERMOSTATS ARE PROVIDED WHEN SPECIFIED.
3. ACTUAL NUMBER OF INTERNAL PARALLEL CIRCUITS MAY BE A MULTIPLE OF THOSE SHOWN ABOVE.
4. LEAD COLORS ARE OPTIONAL. LEADS MUST ALWAYS BE NUMBERED AS SHOWN.

CD0005

REV. DESC: REVISE TO SHOW OPTIONAL COLORS			BALDOR ELECTRIC Co.
REV. LTR: E	BY: JLP	REVISED: 01/19/99 10:15	TDR: 0171435
CD0005		FILE: AAA00005140	MDL: –
		MTL: –	3PH, DV, 9 LEADS