

HPS Fortress Features

HPS Fortress is an innovative design that provides the ideal solution for commercial applications where **quality, ease of installation, and low cost** are key.

All units are encapsulated with electrical grade silica sand and resin compounds, which completely enclose the core and coil to seal out moisture, airborne contaminants and eliminates corrosion and deterioration.


Standard Features

Features	Single Phase	Three Phase
Voltage Groups	9 standard voltage groups	8 standard voltage groups
Ratings	From 50VA to 37.5kVA	From 2kVA to 75kVA
Shield	Standard shield from 750VA and up	Standard shield on all units
Frequency	60 Hz (50Hz standard on four voltage groups)	60Hz standard on all voltage groups
Connection	Standard via copper leads	
Enclosure	Type 3R	Type 3R (type 4/12 with optional gasket kit installed)
Quality Design	All units are encapsulated with electrical grade silica sand and resin compounds, which completely enclose the core and coil to seal out moisture, airborne contaminants and eliminates corrosion and deterioration.	
Conduit Knockouts	For rear and side entry into an easily accessible and roomy wiring compartment (no knock-outs on Stainless Steel enclosures).	
Installation	Wall mounting up to 25kVA, optional wall mounting bracket available on 37.5kVA. Wall mounting template supplied.	Wall mounting up to 9kVA, optional wall mounting bracket available on 15kVA, 30kVA and 45kVA. Wall mounting template supplied.
Warranty	All HPS standard catalog encapsulated transformers come with a 10 year limited* warranty	

*(Please refer to the HPS Warranty on page 26 for full details.)

SECTION 8

Inexpensive
& easy




Applications

- Shopping Centers
- Schools
- Sports Complexes
- Office Buildings
- Lighting



HPS Fortress Features continued...




Note: Picture displayed above is a standard three phase HPS Fortress units.



HPS FORTRESS™

COMMERCIAL ENCAPSULATED DISTRIBUTION TRANSFORMERS

SINGLE PHASE STANDARD SPECIFICATIONS



0.50 TO 1 KVA



1.5 TO 37.5 KVA



	.05 kVA to 1 kVA	1.5 kVA to 37.5 kVA
UL Listed	File: E50394	File: E50394
CSA Certified	File: LR3902	File: LR3902
Frequency	60 Hz (50/60 Hz)	60 Hz (50/60 Hz)
Insulation System	130°C (80°C rise) standard on all units	180°C (115°C rise) standard on all units.
Electrostatic Shield	Standard on 0.75 kVA and up.	Standard on all units.
Encapsulation	All units are encapsulated with electrical grade silica sand and resin compounds.	All units are encapsulated with electrical grade silica sand and resin compounds.
Enclosure Type	Type 3R	Type 3R
Enclosure Finish	ANSI 61 Grey, UL50	ANSI 61 Grey, UL50
Termination	Front accessible separate high and low voltage lead wires or copper tabs.	Front accessible separate high and low voltage lead wires or copper tabs.
Conduit Knock-Outs	Standard side and rear knock-outs on all units (no knock-outs on Stainless Steel enclosures).	Standard side and rear knock-outs on all units (no knock-outs on Stainless Steel enclosures).
Impedance	Typically 5 to 10%.	Typically 1 to 5%.
Mounting	Standard Wall Mounting.	Standard Wall Mounting up to 25kVA. Optional wall mounting kit for 37.5kVA units. Lifting provisions standard on units 5 kVA and up.
Sound Level	Meets NEMA ST-20 standards.	Meets NEMA ST-20 standards

Other voltages and kVA ratings not listed in this section are available upon request. Please contact customer service for details, price and availability.

SINGLE PHASE, NEMA 3R STYLE ENCLOSURE



240 X 480 Primary Volts

120/240 Secondary Volts

60 Hz

kVA	Catalog Number	Case Style (Pages 228 - 230)	Approx. Dimensions (Inches)			Approx. Weight (Lbs.)	Mtg Type W - Wall F - Floor	Wiring Diagram (Pages 243 - 258)
			Width	Depth	Height			
0.05	C1FC05LE	NQ0	3.69	5.06	7.19	7	W	SCD1
0.10	C1FC10LE	NQ0	3.69	5.06	7.19	7	W	SCD1
0.15	C1FC15LE	NQ0	3.69	5.06	7.19	8	W	SCD1
0.25	C1FC25LE	NQ1	4.31	5.56	7.19	9	W	SCD1
0.35	C1FC35LE	NQ1	4.31	5.56	7.19	15	W	SCD1
0.50	C1FC50LE	NQ1	4.31	5.56	7.19	16	W	SCD1
0.75	C1FC75LES	NQ2	5.06	4.56	9.30	23	W	SCD1
1	C1F1C0LES	NQ3	5.88	5.19	10.56	24	W	SCD1
1.5	C1F1C5LES	NQ3	5.88	5.19	10.56	33	W	SCD1
2	C1F002LES	NQ4	7.06	6.25	11.75	42	W	SCD1
3	C1F003LES	NQ4	7.06	6.25	11.75	55	W	SCD1
5	C1F005LES	NQ5	10.00	7.75	17.25	115	W	SCD1
7.5	C1F007LES	NQ6A	12.25	9.25	17.63	148	W	SCD2
10	C1F010LES	NQ6	12.25	9.25	20.88	179	W	SCD2
15	C1F015LES	NQ7	14.50	10.75	21.38	265	W	SCD2
25	C1F025LES	NQ8	14.50	10.75	27.38	385	W	SCD2
37.5	C1F037LES	NQS10	21.88	18.50	31.00	598	F or W*	SCD2

*OPTIONAL WALL MOUNTING KIT REQUIRED.
REFER TO PAGE 240 FOR DETAILS.

277 Primary Volts

120/240 Secondary Volts

50/60 Hz

kVA	Catalog Number	Case Style (Pages 228 - 230)	Approx. Dimensions (Inches)			Approx. Weight (Lbs.)	Mtg Type W - Wall F - Floor	Wiring Diagram (Pages 243 - 258)
			Width	Depth	Height			
0.05	C1FC05CE	NQ0	3.69	5.06	7.19	7	W	SCD4
0.10	C1FC10CE	NQ0	3.69	5.06	7.19	7	W	SCD4
0.15	C1FC15CE	NQ0	3.69	5.06	7.19	8	W	SCD4
0.25	C1FC25CE	NQ0	3.69	5.06	7.19	9	W	SCD4
0.35	C1FC35CE	NQ2	5.06	4.56	9.30	15	W	SCD4
0.50	C1FC50CE	NQ2	5.06	4.56	9.30	15	W	SCD4
0.75	C1FC75CES	NQ2	5.06	4.56	9.30	23	W	SCD4
1	C1F1C0CES	NQ3	5.88	5.19	10.56	24	W	SCD4
1.5	C1F1C5CES	NQ3	5.88	5.19	10.56	33	W	SCD4
2	C1F002CES	NQ4	7.06	6.25	11.75	42	W	SCD4
3	C1F003CES	NQ4	7.06	6.25	11.75	55	W	SCD4
5	C1F005CES	NQ5	10.00	7.75	17.25	115	W	SCD4
7.5	C1F007CES	NQ6A	12.25	9.25	17.63	148	W	SCD2
10	C1F010CES	NQ6	12.25	9.25	20.88	178	W	SCD2

277/480 Primary Volts

208/277 Secondary Volts

50/60 Hz

kVA	Catalog Number	Case Style (Pages 228 - 230)	Approx. Dimensions (Inches)			Approx. Weight (Lbs.)	Mtg Type W - Wall F - Floor	Wiring Diagram (Pages 243 - 258)
			Width	Depth	Height			
0.05	C1FC05HR	NQ0	3.69	5.06	7.19	7	W	SCD42
0.10	C1FC10HR	NQ0	3.69	5.06	7.19	8	W	SCD42
0.15	C1FC15HR	NQ0	3.69	5.06	7.19	11	W	SCD42
0.25	C1FC25HR	NQ1	4.31	5.56	7.19	12	W	SCD42
0.35	C1FC35HR	NQ2	5.06	4.56	9.30	15	W	SCD42
0.50	C1FC50HR	NQ2	5.06	4.56	9.30	18	W	SCD42
0.75	C1FC75HRS	NQ3	5.88	5.19	10.56	25	W	SCD42
1	C1F1C0HRS	NQ3	5.88	5.19	10.56	31	W	SCD42
1.5	C1F1C5HRS	NQ4	7.06	6.25	11.75	39	W	SCD42
2	C1F002HRS	NQ4	7.06	6.25	11.75	54	W	SCD42
3	C1F003HRS	NQ5	10.00	7.75	17.25	80	W	SCD43
5	C1F005HRS	NQ5	10.00	7.75	17.25	156	W	SCD43
7.5	C1F007HRS	NQ6	12.25	9.25	20.88	188	W	SCD43
10	C1F010HRS	NQ6	12.25	9.25	20.88	179	W	SCD43



SECTION 8