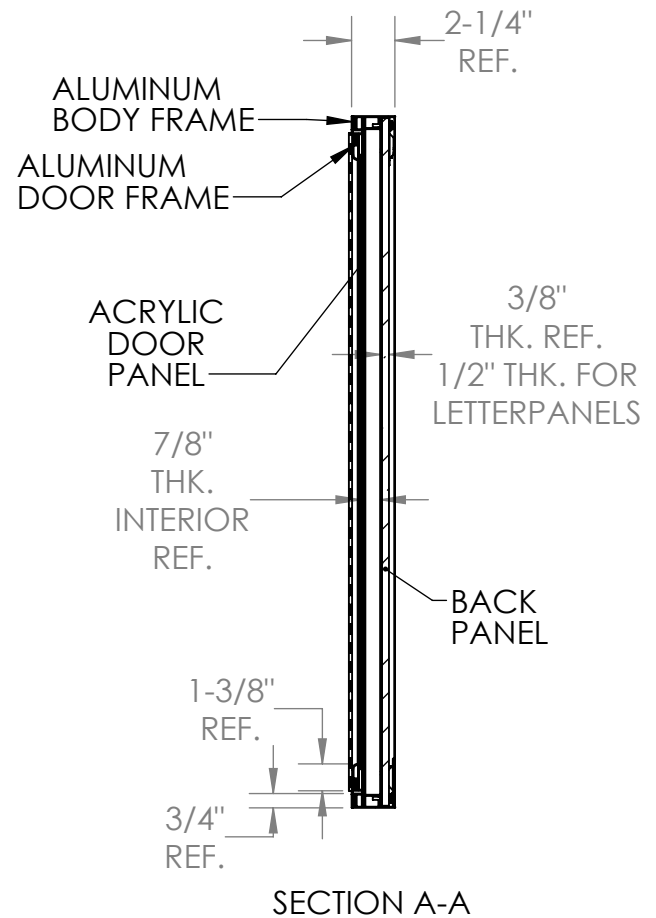
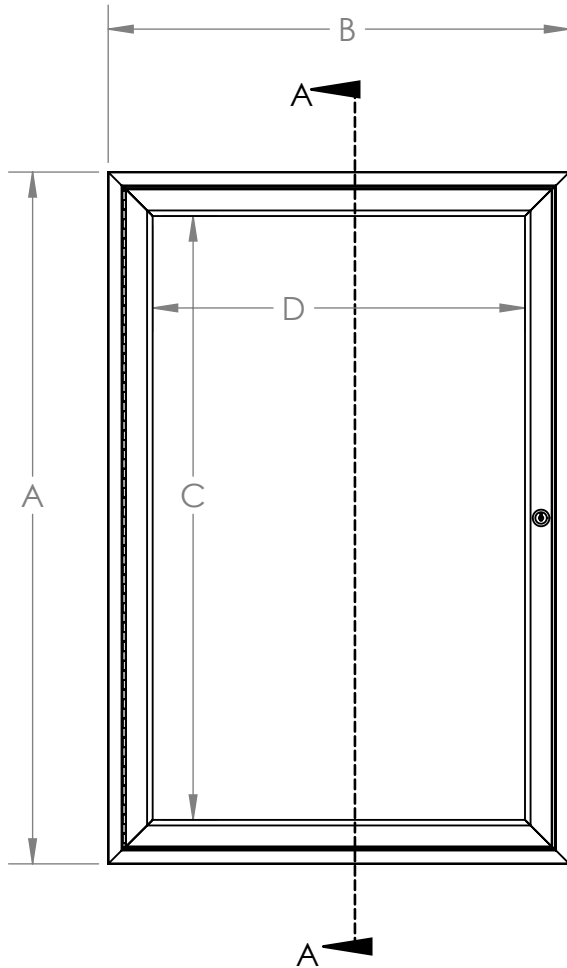


## Series PA1 & PB1

One Door Enclosed Bulletin,  
Letter, Tack, & Whiteboards



## Specifications

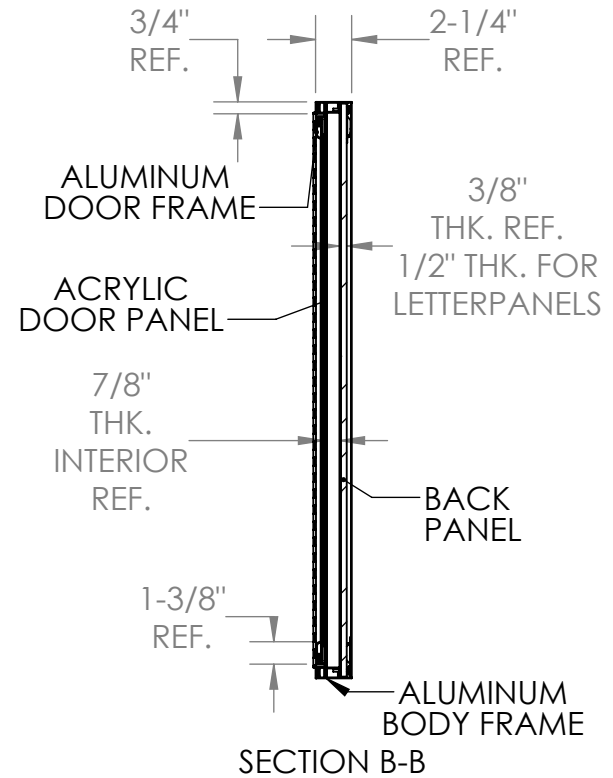
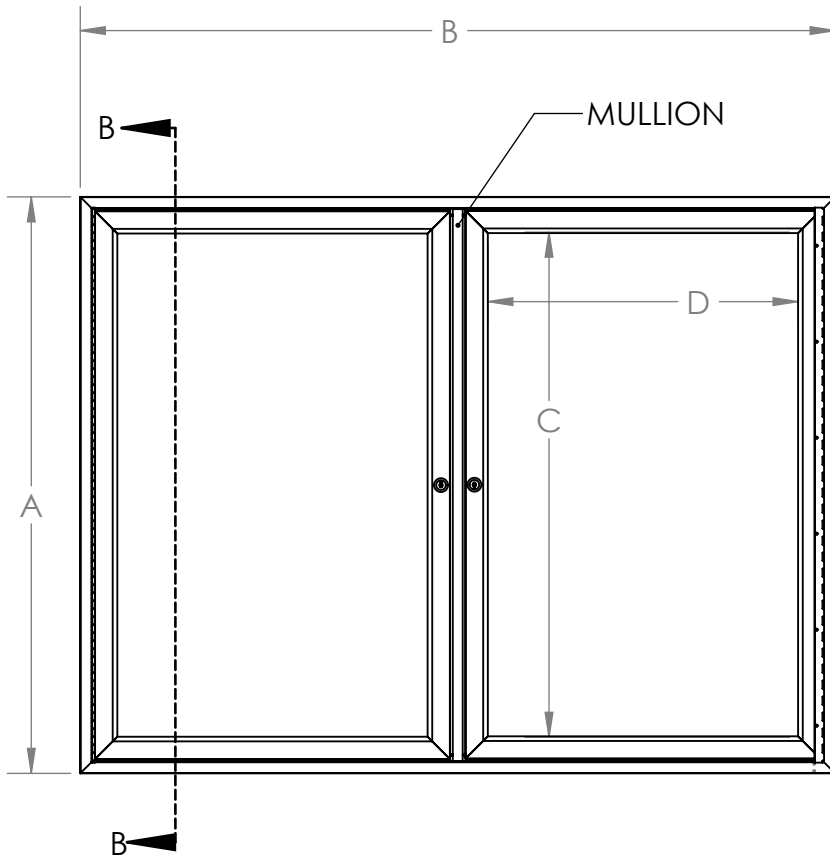
All exposed metal is to be satin (PA) or bronze (PB) anodized extruded aluminum. Body frame and doors are constructed with mitered corners. Doors have 1/8" thick acrylic panes, continuous hinges and tumble locks with keys. Door frames are self supporting and do not depend on the acrylic panes for strength. The interior panel of the unit can be one of the following: fabric, cork tackboard, porcelain, or felt changeable letter panels (for interior use), or vinyl changeable letter panels (for exterior use). Panels for exterior units have foil backing and silicone caulking.

Sizes available:

ITEM #	A	B	C	D
PA12418, PB12418	24"	18"	19-7/16"	13-7/16"
PA13624, PB13624	36"	24"	31-7/16"	19-7/16"
PA13630, PB13630	36"	30"	31-7/16"	25-7/16"
PA13636, PB13636	36"	36"	31-7/16"	31-7/16"

## Series PA2 & PB2

Two Door Enclosed Bulletin,  
Letter, Tack, & Whiteboards



## Specifications

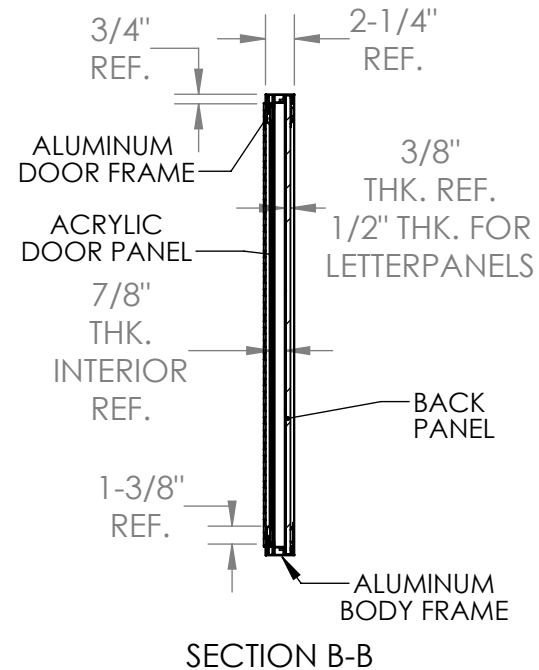
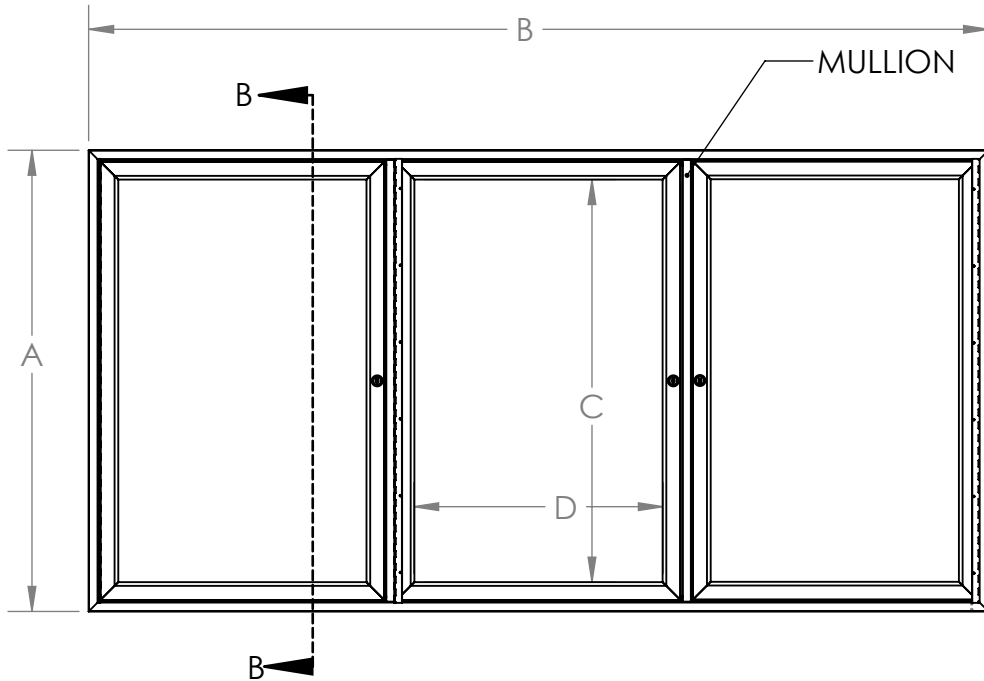
All exposed metal is to be satin (PA) or bronze (PB) anodized extruded aluminum. Body frame and doors are constructed with mitered corners. Doors have 1/8" thick acrylic panes, continuous hinges and tumble locks with keys. Door frames are self supporting and do not depend on the acrylic panes for strength. The interior panel of the unit can be one of the following: fabric, cork tackboard, porcelain, or felt changeable letter panels (for interior use), or vinyl changeable letter panels (for exterior use). Panels for exterior units have foil backing and silicone caulking.

Sizes available:

ITEM #	A	B	C	D
PA23648, PB23648	36"	47-1/8"	31-7/16"	19-7/16"
PA23660, PB23660	36"	59-1/4"	31-7/16"	25-7/16"
PA24860, PB24860	47-1/8"	59-1/4"	42-9/16"	25-7/16"

## Series PA3 & PB3

Three Door Enclosed Bulletin,  
Letter, Tack, & Whiteboards



## Specifications

All exposed metal is to be satin (PA) or bronze (PB) anodized extruded aluminum. Body frame and doors are constructed with mitered corners. Doors have 1/8" thick acrylic panes, continuous hinges and tumble locks with keys. Door frames are self supporting and do not depend on the acrylic panes for strength. The interior panel of the unit can be one of the following: fabric, cork tackboard, porcelain, or felt changeable letter panels (for interior use), or vinyl changeable letter panels (for exterior use). Panels for exterior units have foil backing and silicone caulking.

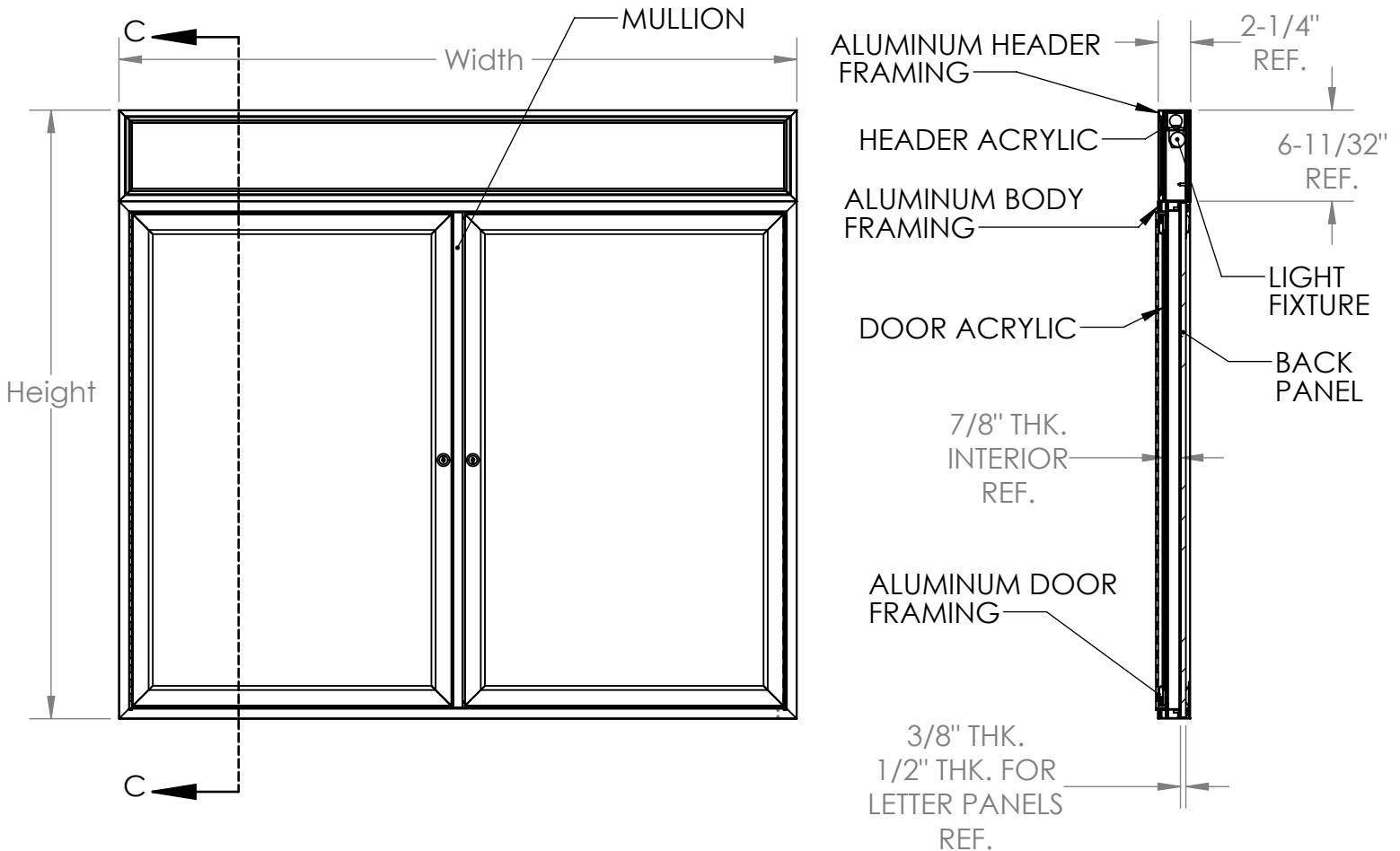
Sizes available:

ITEM #	A	B	C	D
PA33672, PB33672	36"	70-1/4"	31-7/16"	19-7/16"
PA34872, PB34872	47-1/8"	70-1/4"	42-9/16"	19-7/16"
PA34896, PB34896	47-1/8"	96"	42-9/16"	26-3/16"

# Series PAKL & PABL

Directories & Enclosed Bulletin Boards  
With Lighted Modular Headers

ghent®



## Specifications

All exposed metal is to be satin (PA) or bronze (PB) anodized extruded aluminum. Body frame and doors are constructed with mitered corners. Doors have 1/8" thick acrylic panes, continuous hinges and tumble locks with keys. Door frames are self supporting and do not depend on the acrylic panes for strength. The interior panel of the unit can be one of the following: fabric, cork tackboard, porcelain, or felt changeable letter panels (for interior use), or vinyl changeable letter panels (for exterior use). Panels for exterior units have foil backing and silicone caulking. Exterior units are water resistant, NOT waterproof. Headers come with light fixture(s) mounted, but not wired. Light(s) are to be wired by a qualified electrician.

## Sizes Available:

- 1-door units: 36" H x 24" W, 36" H x 30" W, and 36" H x 36" W.
- 2-door units: 36" H x 47-1/8" W, 36" H x 59-1/5" W, and 47-1/8" H x 59-1/4" W.
- 3-door units: 36" H x 70-1/4" W, 47-1/8" H x 70-1/4" W, 47-1/8" H x 96" W.

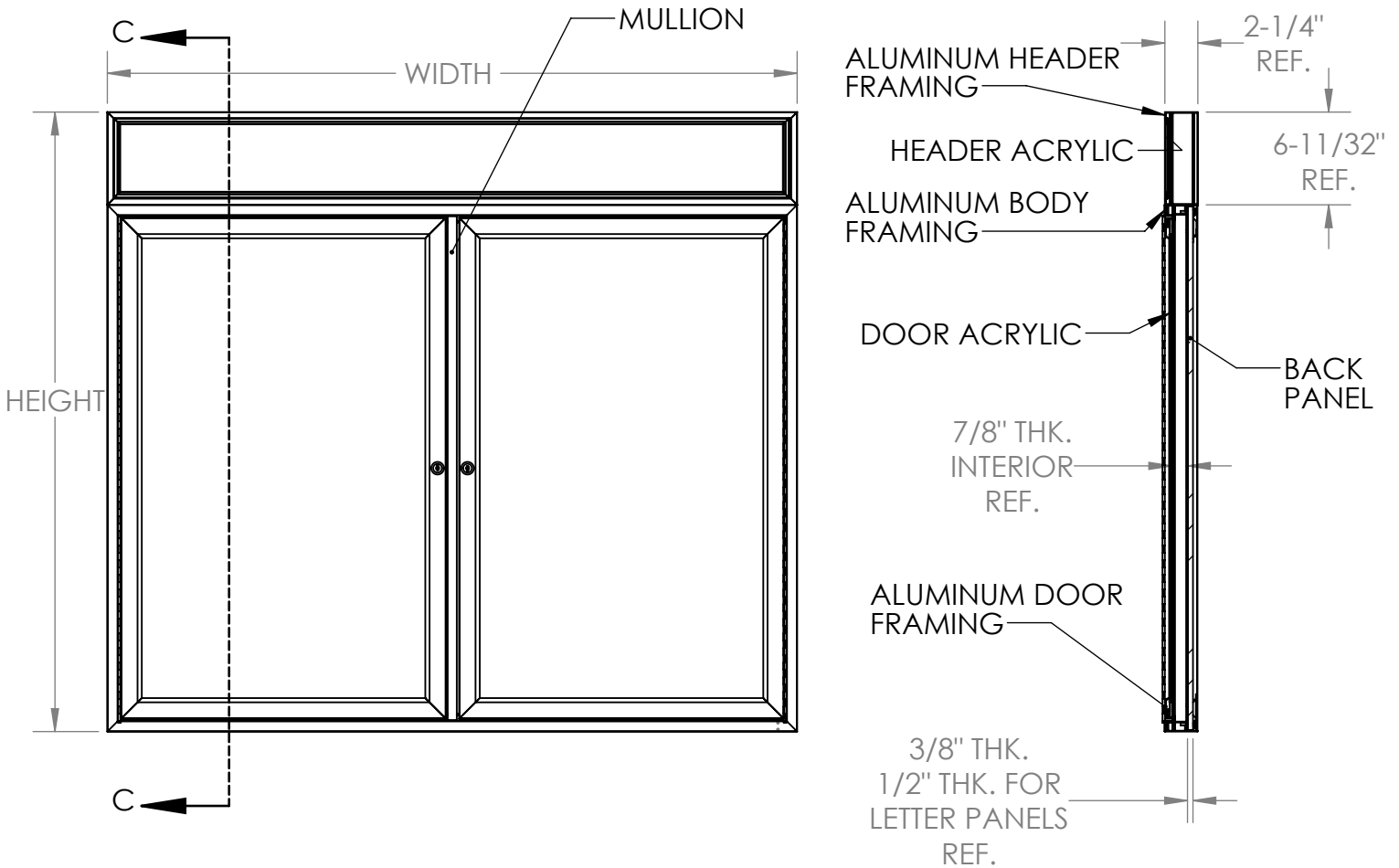
## Interior Dimensions:

Overall width minus 1-3/8" x overall height minus 7-23/32".

# Series PAK & PAB

Directories & Enclosed Bulletin Boards  
With Modular Headers

ghent®



## Specifications

All exposed metal is to be satin (PA) or bronze (PB) anodized extruded aluminum. Body frame and doors are constructed with mitered corners. Doors have 1/8" thick acrylic panes, continuous hinges and tumble locks with keys. Door frames are self supporting and do not depend on the acrylic panes for strength. The interior panel of the unit can be one of the following: fabric, cork tackboard, porcelain, or felt changeable letter panels (for interior use), or vinyl changeable letter panels (for exterior use). Panels for exterior units have foil backing and silicone caulking. Exterior units are water resistant, NOT waterproof.

## Sizes Available:

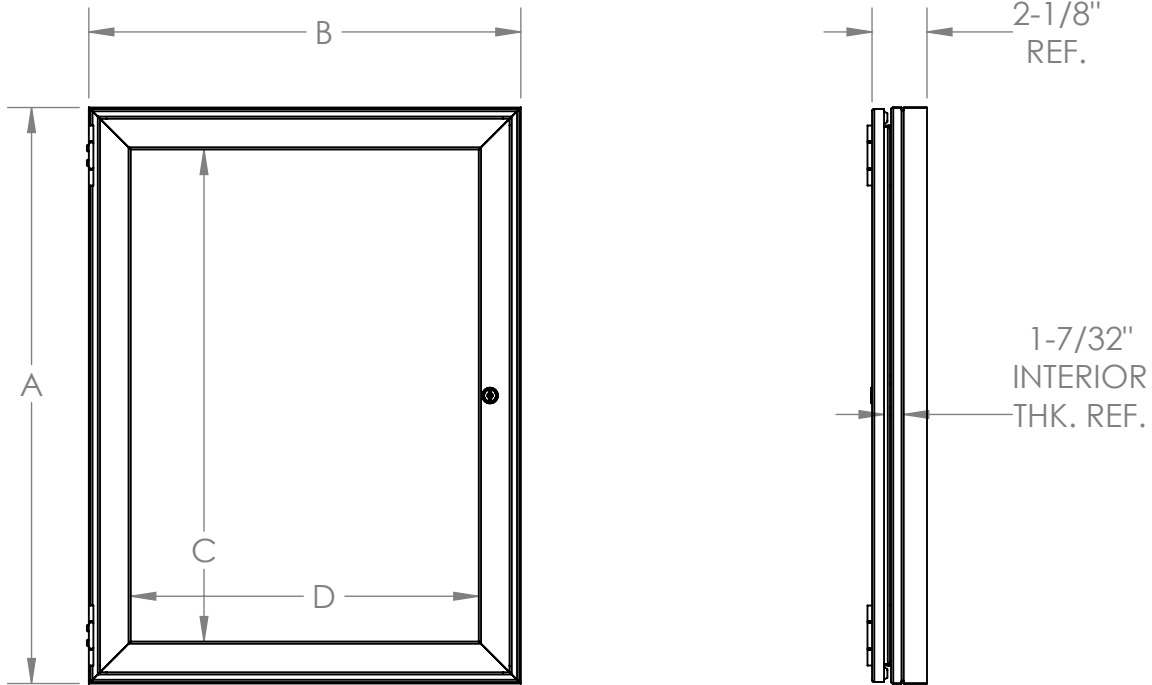
- 1-door units: 36" H x 24" W, 36" H x 30" W, and 36" H x 36" W.
- 2-door units: 36" H x 47-1/8" W, 36" H x 59-1/5" W, and 47-1/8" H x 59-1/4" W.
- 3-door units: 36" H x 70-1/4" W, 47-1/8" H x 70-1/4" W, 47-1/8" H x 96" W.

## Interior Dimensions:

Overall width minus 1-3/8" x overall height minus 7-23/32".

## Series PW1, PN1, & PWC1

One Door Wood Enclosed Bulletin,  
Letter, Tack, & White Boards



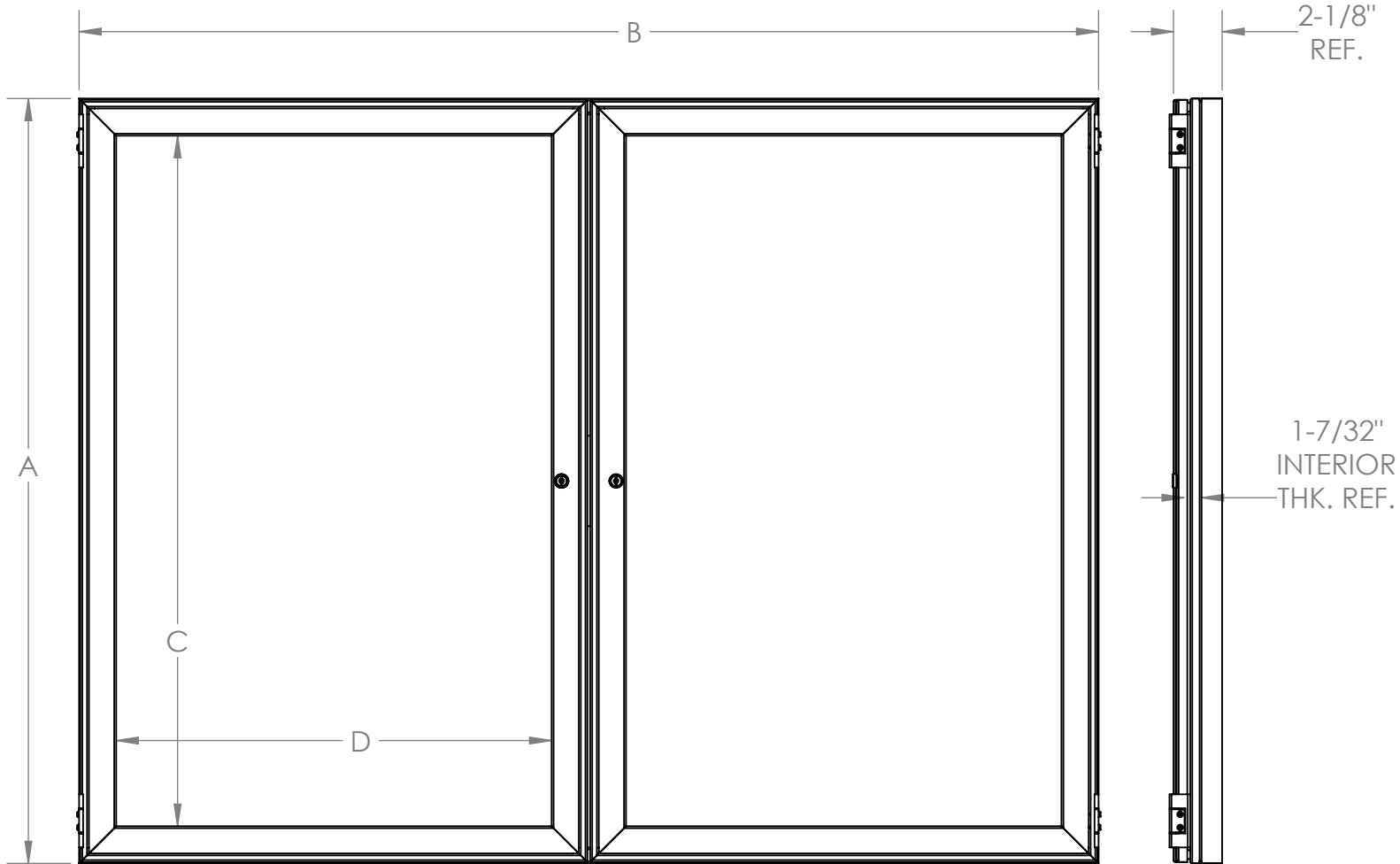
Walnut framing shall be stained first and then clear-coated. Oak framing shall be clear-coated only. Door shall be 1/8" acrylic. Door to be equipped with nickel hinges and built-in lock with keys. The back panel of the case shall be fitted with optional vinyl, cork, tackboard, Porcelain, or changeable letterpanels for interior use.

Available Sizes:

ITEM #	A	B	C	D
PW12418, PN12418, PWC12418	24"	18"	20-1/2"	14-1/2"
PW13624, PN13624, PWC13624	36"	24"	32-1/2"	20-1/2"
PW13630, PN13630, PWC13630	36"	30"	32-1/2"	26-1/2"
PW13636, PN13636, PWC13636	36"	36"	32-1/2"	32-1/2"

## Series PW2, PN2, & PWC2

Two Door Wood Enclosed Bulletin,  
Letter, Tack, & White Boards



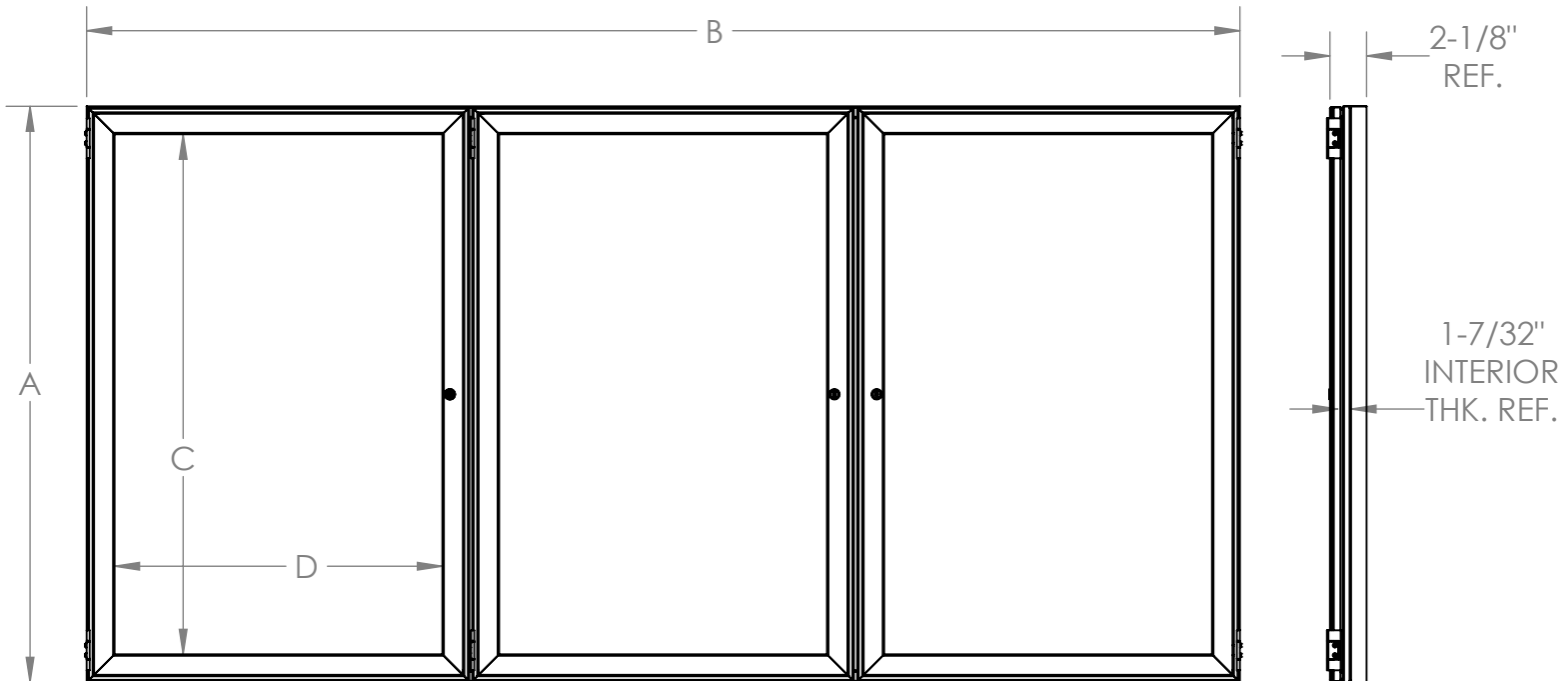
Walnut framing shall be stained first and then clear-coated. Oak framing shall be clear-coated only. Door shall be 1/8" acrylic. Door to be equipped with nickel hinges and built-in lock with keys. The back panel of the case shall be fitted with optional vinyl, cork, tackboard, Porcelain, or changeable letterpanels for interior use.

Available Sizes:

ITEM #	A	B	C	D
PW23648, PN23648, PWC23648	36"	48"	32-1/2"	20-1/2"
PW23660, PN23660, PWC23660	36"	60"	32-1/2"	26-1/2"
PW24860, PN24860, PWC24860	48"	60"	44-1/2"	26-1/2"

## Series PW3, PN3, & PWC3

Three Door Wood Enclosed Bulletin,  
Letter, Tack, & White Boards



Walnut framing shall be stained first and then clear-coated. Oak framing shall be clear-coated only. Door shall be 1/8" acrylic. Door to be equipped with nickel hinges and built-in lock with keys. The back panel of the case shall be fitted with optional vinyl, cork, tackboard, Porcelain, or changeable letterpanels for interior use.

Available Sizes:

ITEM #	A	B	C	D
PW33672, PN33672, PWC33672	36"	72-1/8"	32-1/2"	68-5/8"
PW34872, PN34872, PWC34872	48"	72-1/8"	44-1/2"	68-5/8"
PW34896, PN34896, PWC34896	48"	96-1/8"	44-1/2"	92-5/8"