ABB BALDOR RELIANCE

Customer information packet

VEWDM3554

1.5HP, 1770RPM, 3PH, 60HZ, 56C, 3530M, TENV, F1
Class - None
Division - Not Applicable

Copyright © All product information within this document is subject to ABB Motors and Mechanical Inc. copyright © protection, unless otherwise noted.
11/5/2026 5:38:20 PM

Specifications

Enclosure	TENV
Frame	56C
Frame Material	Steel
Frequency	60.00 Hz
Haz Area Class and Group	None
Haz Area Division	Not Applicable
Motor Letter Type	Three Phase
Output @ Frequency	1.500 HP @ 60 HZ
Phase	3
Synchronous Speed @ Frequency	1800 RPM @ 60 HZ
Voltage @ Frequency	230.0 V @ 60 HZ
	460.0 V @ 60 HZ
Agency Approvals	NEMA PREMIUM
	NEMA_PREMIUM
	UR
	CSA EEV
Ambient Temperature	40 °C
Auxiliary Box	NO AUXILLARY BOX
Auxiliary Box Lead Termination	None
Base Indicator	No Mounting
Bearing Grease Type	Polyrex EM (-20F +300F)
Blower	None
Current @ Voltage	2.300 A @ 460.0 V
	4.600 A @ 230.0 V
Design Code	B
Drip Cover	No Drip Cover
Duty Rating	CONT
Efficiency @ 100% Load	86.5 %
Electrically Isolated Bearing	Not Electrically Isolated
Feedback Device	NO FEEDBACK
Front Shaft Indicator	None
Heater Indicator	No Heater

Part Detail

Revision	E
Type	AC
Mech. spec.	35S603
Base	
Status	PRD/A
Elec. spec.	35WGG178
Layout	35LYS603
Eff. date	06-05-2025
CD Diagram	CD0005
Poles	04
Leads	9#18
Proprietary	False
Created date	10-01-2021

High Voltage Full Load Amps	2.3 a
Insulation Class	H
Inverter Code	Not Inverter
KVA Code	M
Lifting Lugs	No Lifting Lugs
Locked Bearing Indicator	Locked Bearing
Motor Lead Quantity/Wire Size	9 @ 18 AWG
Motor Lead Termination	Flying Leads
Motor Standards	NEMA
Motor Type	3530M
Mounting Arrangement	F1
Number of Poles	4
Overall Length	12.93 IN
Power Factor	72
Product Family	Wash Down
Pulley End Bearing Type	Sealed Bearing
Pulley Face Code	C-Face
Pulley Shaft Indicator	Standard
Rodent Screen	None
Service Factor	1.00
Shaft Diameter	0.625 IN
Shaft Ground Indicator	No Shaft Grounding
Shaft Rotation	Reversible
Shaft Slinger Indicator	Shaft Slinger
Speed	1770 rpm
Speed Code	Single Speed
Starting Method	Direct on line
Thermal Device - Bearing	None
Thermal Device - Winding	None
Vibration Sensor Indicator	No Vibration Sensor
Winding Thermal 1	None
Winding Thermal 2	None

Nameplate

NP1669L											
CAT.NO.	VEWDM3554										
SPEC.	35S603G178G1										
HP	1.5										
VOLTS	230/460										
AMP	4.6/2.3										
RPM	1770										
FRAME	56C		**HZ**	60			**PH**	3			
SER.F.	1.00	**CODE**	M	**DES**	B	**CLASS**	H				
NEMA-NOM-EFF	86.5	**PF**	72								
RATING	40C AMB-CONT										
CC	010A										
DE	6205		**ODE**	6203							
ENCL	TENV	**SN**									
BLANK											

AC Induction Motor Performance Data
Record # 87056
Typical performance - not guaranteed values

Winding: 35WGG178-R003	**Type:** 3530M	**Enclosure:** TENV

Nameplate Data				**460 V, 60 Hz: High Voltage Connection**	
Rated Output (HP)			1.5	**Full Load Torque**	4.48 LB-FT
Volts			230/460	**Start Configuration**	direct on line
Full Load Amps			4.6/2.3	**Breakdown Torque**	21.02 LB-FT
R.P.M.			1770	**Pull-up Torque**	12.29 LB-FT
Hz	60	**Phase**	3	**Locked-rotor Torque**	14.9 LB-FT
NEMA Design Code	B	**KVA Code**	M	**Starting Current**	21.32 A
Service Factor (S.F.)			1	**No-load Current**	1.29 A
NEMA Nom. Eff.	86.5	**Power Factor**	72	**Line-line Res. @ 25ºC**	10.1 Ω
Rating - Duty			40C AMB-CONT	**Temp. Rise @ Rated Load**	80°C
				Locked-rotor Power Factor	55.5
				Rotor inertia	0.217 lb-ft²

Load Characteristics 460 V, 60 Hz, 1.5 HP

% of Rated Load	**25**	**50**	**75**	**100**	**125**	**150**
Power Factor	33	54	68	76	81	84
Efficiency	79.1	86.3	88.1	88.3	87.6	86.6
Speed	1790	1783	1776	1769	1761	1752
Line amperes	1.35	1.52	1.78	2.11	2.47	2.89

ABB Motors and Mechanical Inc.

WINDING # 35WGG178

1.5 HP 3 PH 60 HZ 1770 RPM 460 V 3530M

Typical performance - not guaranteed values.

TORQUES(LB-FT): PO=21.02 PU=12.29 LR=14.9 LRA=21.32

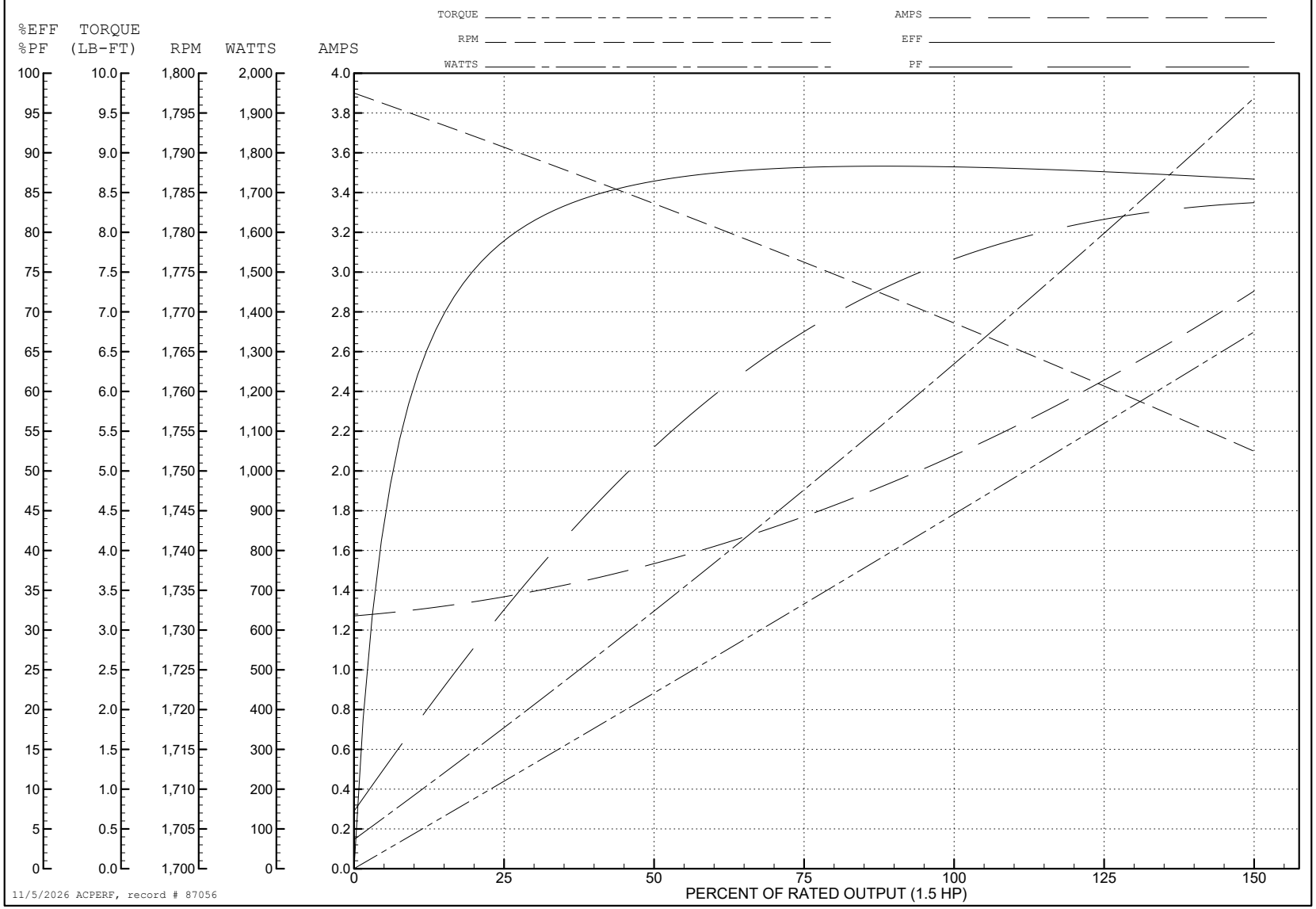

11/5/2026 ACPERF, record # 87056

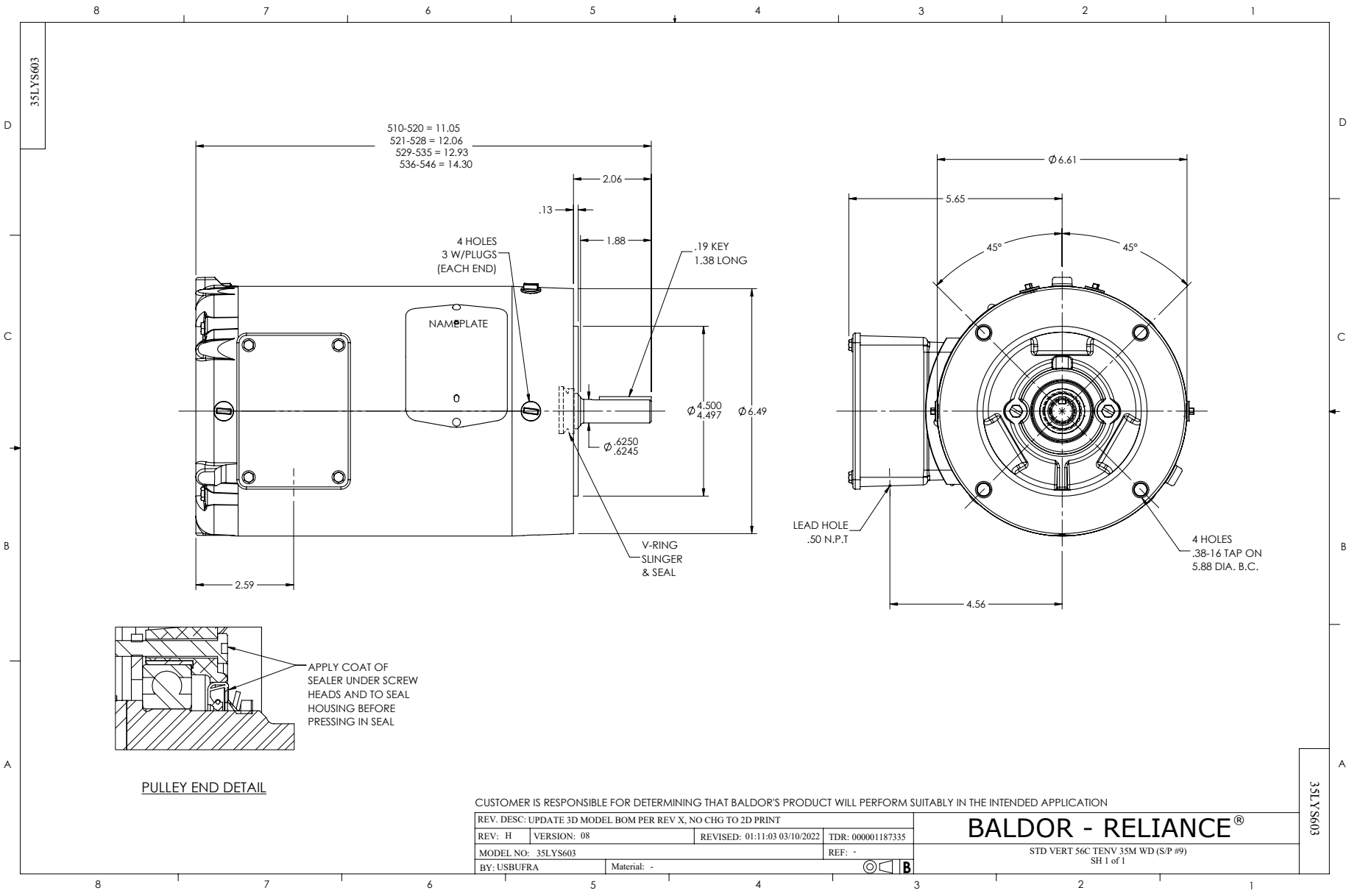
35LYS603
510-520 = 11.05
521-528 = 12.06
529-535 = 12.93
536-546 = 14.30
2.06
.13
1.88
.19 KEY
1.38 LONG
4 HOLES
3 W/PLUGS
(EACH END)
NAMEPLATE
Ø4.500
4.497
Ø6.49
Ø.6250
.6245
V-RING
SLINGER
& SEAL
2.59
Ø6.61
5.65
45°
45°
LEAD HOLE
.50 N.P.T
4 HOLES
.38-16 TAP ON
5.88 DIA. B.C.
4.56
APPLY COAT OF
SEALER UNDER SCREW
HEADS AND TO SEAL
HOUSING BEFORE
PRESSING IN SEAL
PULLEY END DETAIL
CUSTOMER IS RESPONSIBLE FOR DETERMINING THAT BALDOR'S PRODUCT WILL PERFORM SUITABLY IN THE INTENDED APPLICATION
REV. DESC: UPDATE 3D MODEL BOM PER REV X, NO CHG TO 2D PRINT
REV: H
VERSION: 08
REVISED: 01:11:03 03/10/2022
TDR: 000001187335
MODEL NO: 35LYS603
REF: -
BY: USBUFRA
Material: -
B
BALDOR - RELIANCE®
STD VERT 56C TENV 35M WD (S/P #9)
SH 1 of 1
35LYS603

CD0005

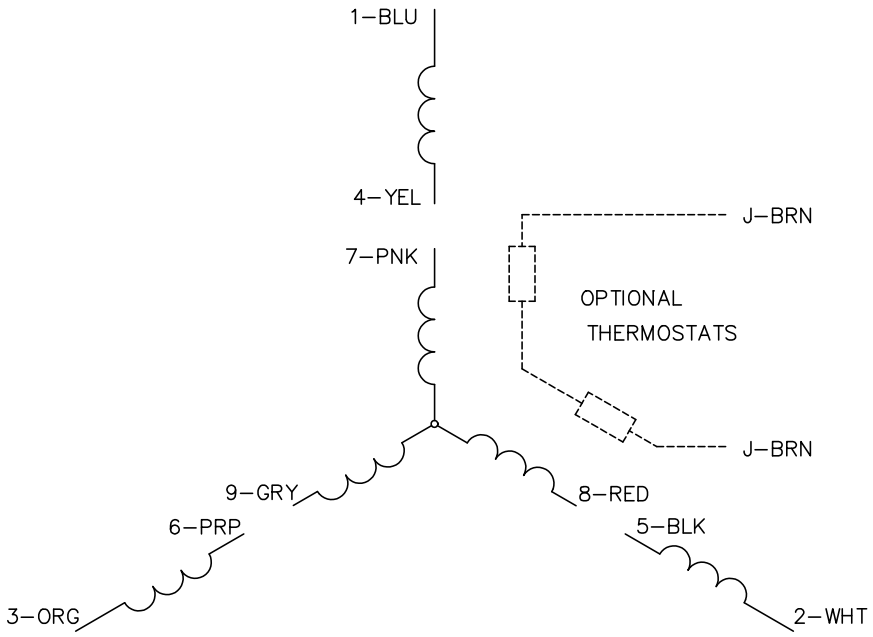

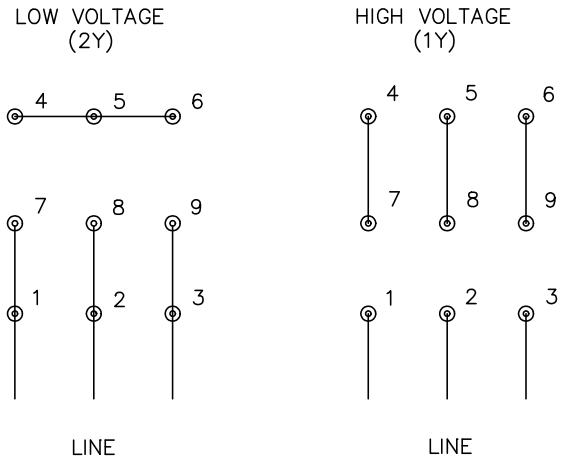

NOTES:

1. INTERCHANGE ANY TWO LINE LEADS TO REVERSE ROTATION.
2. OPTIONAL THERMOSTATS ARE PROVIDED WHEN SPECIFIED.
3. ACTUAL NUMBER OF INTERNAL PARALLEL CIRCUITS MAY BE A MULTIPLE OF THOSE SHOWN ABOVE.
4. LEAD COLORS ARE OPTIONAL. LEADS MUST ALWAYS BE NUMBERED AS SHOWN.

CD0005

REV. DESC: REVISE TO SHOW OPTIONAL COLORS			BALDOR ELECTRIC Co.
REV. LTR: E	BY: JLP	REVISED: 01/19/99 10:15	TDR: 0171435
CD0005		FILE: AAA00005140	MDL: –
		MTL: –	3PH, DV, 9 LEADS