ABB BALDOR RELIANCE

Customer information packet

VL3606T

3HP, 3450RPM, 1PH, 60HZ, 182TC, 3634L, TEFC, F1
Class - None
Division - Not Applicable

Copyright © All product information within this document is subject to ABB Motors and Mechanical Inc. copyright © protection, unless otherwise noted.
11/5/2026 5:16:50 PM

Specifications

Enclosure	TEFC
Frame	182TC
Frame Material	Steel
Frequency	60.00 Hz
Haz Area Class and Group	None
Haz Area Division	Not Applicable
Motor Letter Type	Cap Start, Induction Run
Output @ Frequency	3.000 HP @ 60 HZ
Phase	1
Synchronous Speed @ Frequency	3600 RPM @ 60 HZ
Voltage @ Frequency	115.0 V @ 60 HZ
	230.0 V @ 60 HZ
Agency Approvals	C UR US
Ambient Temperature	40 °C
Auxiliary Box	NO AUXILLARY BOX
Auxiliary Box Lead Termination	None
Base Indicator	No Mounting
Bearing Grease Type	Polyrex EM (-20F +300F)
Blower	None
Current @ Voltage	14.500 A @ 230.0 V
	15.000 A @ 208.0 V
	29.000 A @ 115.0 V
Design Code	L
Drip Cover	No Drip Cover
Duty Rating	CONT
Efficiency @ 100% Load	76.0 %
Electrically Isolated Bearing	Not Electrically Isolated
Feedback Device	NO FEEDBACK
Front Face Code	Standard
Front Shaft Indicator	None
Heater Indicator	No Heater
High Voltage Full Load Amps	14.5 a

Part Detail

Revision	AE
Type	AC
Mech. spec.	36C003
Base	
Status	PRD/A
Elec. spec.	36WG0201
Layout	36LYC003
Eff. date	05-07-2026
CD Diagram	CD0001
Poles	02
Leads	4#14 A PH,2#16 B PH
Proprietary	False
Created date	01-01-0001

Insulation Class	F
Inverter Code	Not Inverter
IP Rating	NONE
KVA Code	G
Lifting Lugs	No Lifting Lugs
Locked Bearing Indicator	Locked Bearing
Motor Lead Exit	Ko Box
Motor Lead Quantity/Wire Size	4 @ 14 AWG, A PH
Motor Lead Termination	Flying Leads
Motor Standards	NEMA
Motor Type	3634L
Mounting Arrangement	F1
Number of Poles	2
Overall Length	16.55 IN
Power Factor	87
Product Family	General Purpose
Pulley End Bearing Type	Ball
Pulley Face Code	C-Face
Pulley Shaft Indicator	Standard
Rodent Screen	None
Service Factor	1.15
Shaft Diameter	1.125 IN
Shaft Extension Location	Pulley End
Shaft Ground Indicator	No Shaft Grounding
Shaft Rotation	Reversible
Shaft Slinger Indicator	No Slinger
Speed	3450 rpm
Speed Code	Single Speed
Starting Method	Direct on line
Thermal Device - Bearing	None
Thermal Device - Winding	None
Vibration Sensor Indicator	No Vibration Sensor
Winding Thermal 1	None
Winding Thermal 2	None

Nameplate

NP1256L								
CAT.NO.	VL3606T							
SPEC.	36C03-201							
HP	3							
VOLTS	115/230							
AMP	29/14.5							
RPM	3450							
FRAME	182TC	**HZ**	60			**PH**	1	
SER.F.	1.15	**CODE**	G	**DES**	L	**CLASS**	F	
NEMA-NOM-EFF	76	**PF**	87					
RATING	40C AMB-CONT							
CC								
DE	6206	**ODE**	6205					
ENCL	TEFC	**SN**						

AC Induction Motor Performance Data
Record # 29181
Typical performance - not guaranteed values

Winding: 36WG0201-R001	**Type:** 3634L	**Enclosure:** TEFC

Nameplate Data				**230 V, 60 Hz: High Voltage Connection**	
Rated Output (HP)			3	**Full Load Torque**	4.5 LB-FT
Volts			115/230	**Start Configuration**	direct on line
Full Load Amps			29/14.5	**Breakdown Torque**	14 LB-FT
R.P.M.			3450	**Pull-up Torque**	8 LB-FT
Hz	60	**Phase**	1	**Locked-rotor Torque**	10 LB-FT
NEMA Design Code	L	**KVA Code**	G	**Starting Current**	86 A
Service Factor (S.F.)			1.15	**No-load Current**	5.5 A
NEMA Nom. Eff.	76	**Power Factor**	87	**Line-line Res. @ 25ºC**	0.588 Ω A Ph 0.896 Ω B Ph
Rating - Duty			40C AMB-CONT	**Temp. Rise @ Rated Load**	80°C
S.F. Amps				**Temp. Rise @ S.F. Load**	95°C

Load Characteristics 230 V, 60 Hz, 3 HP

% of Rated Load	**25**	**50**	**75**	**100**	**125**	**150**	**S.F.**
Power Factor	70	83	88	91	92	92	92
Efficiency	61	71	73.5	76	75	73	75.4
Speed	3558	3526	3496	3457	3407	3356	3427
Line amperes	7	9	11.5	14.5	18	21.8	16.6

ABB Motors and Mechanical Inc.

WINDING # 36WG0201

3 HP 1 PH 60 HZ 3450 RPM 230 V 3634L

TORQUES(LB-FT): PO=14 PU=8 LR=10 LRA=86

Typical performance - not guaranteed values.

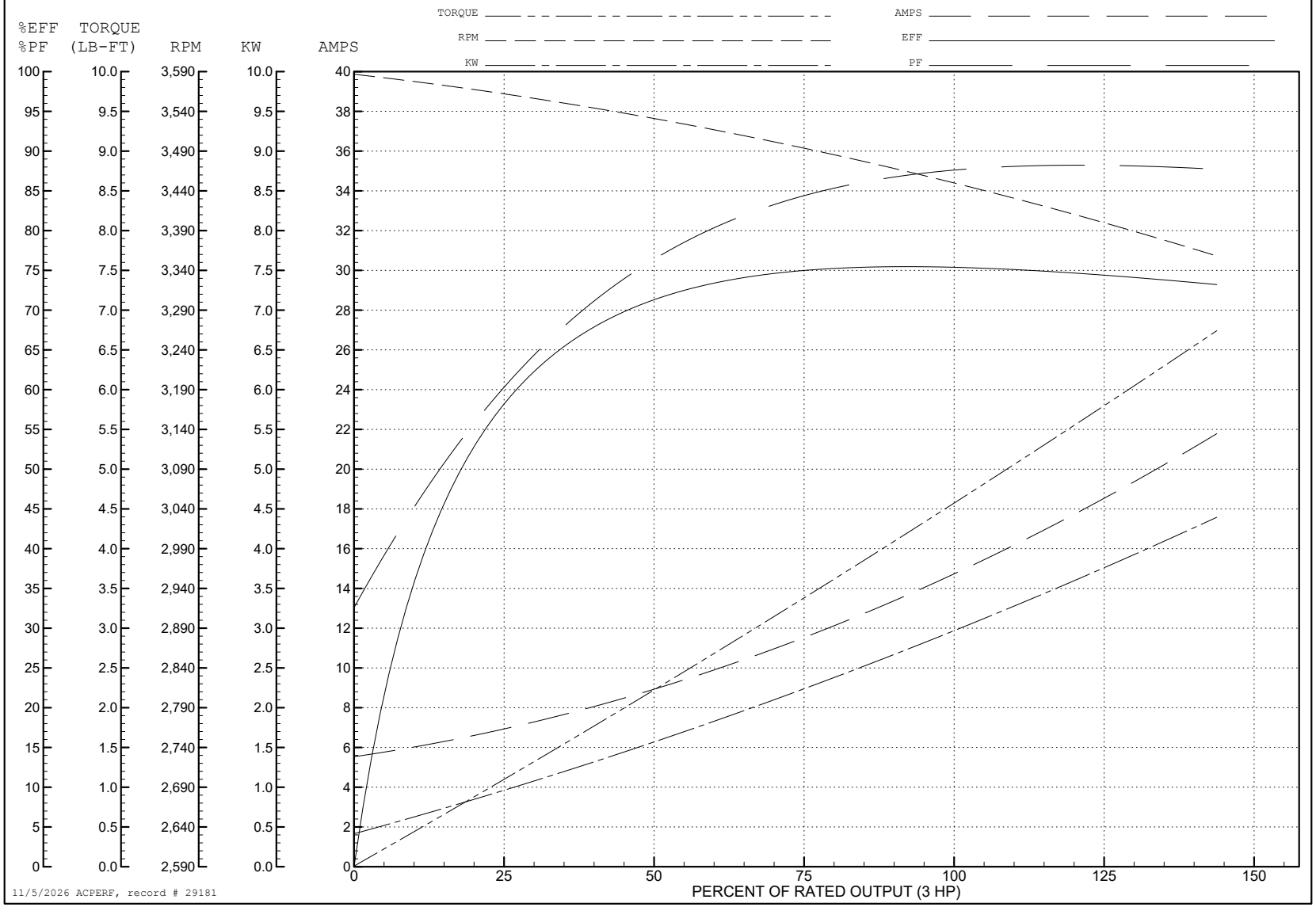

11/5/2026 ACPERF, record # 29181

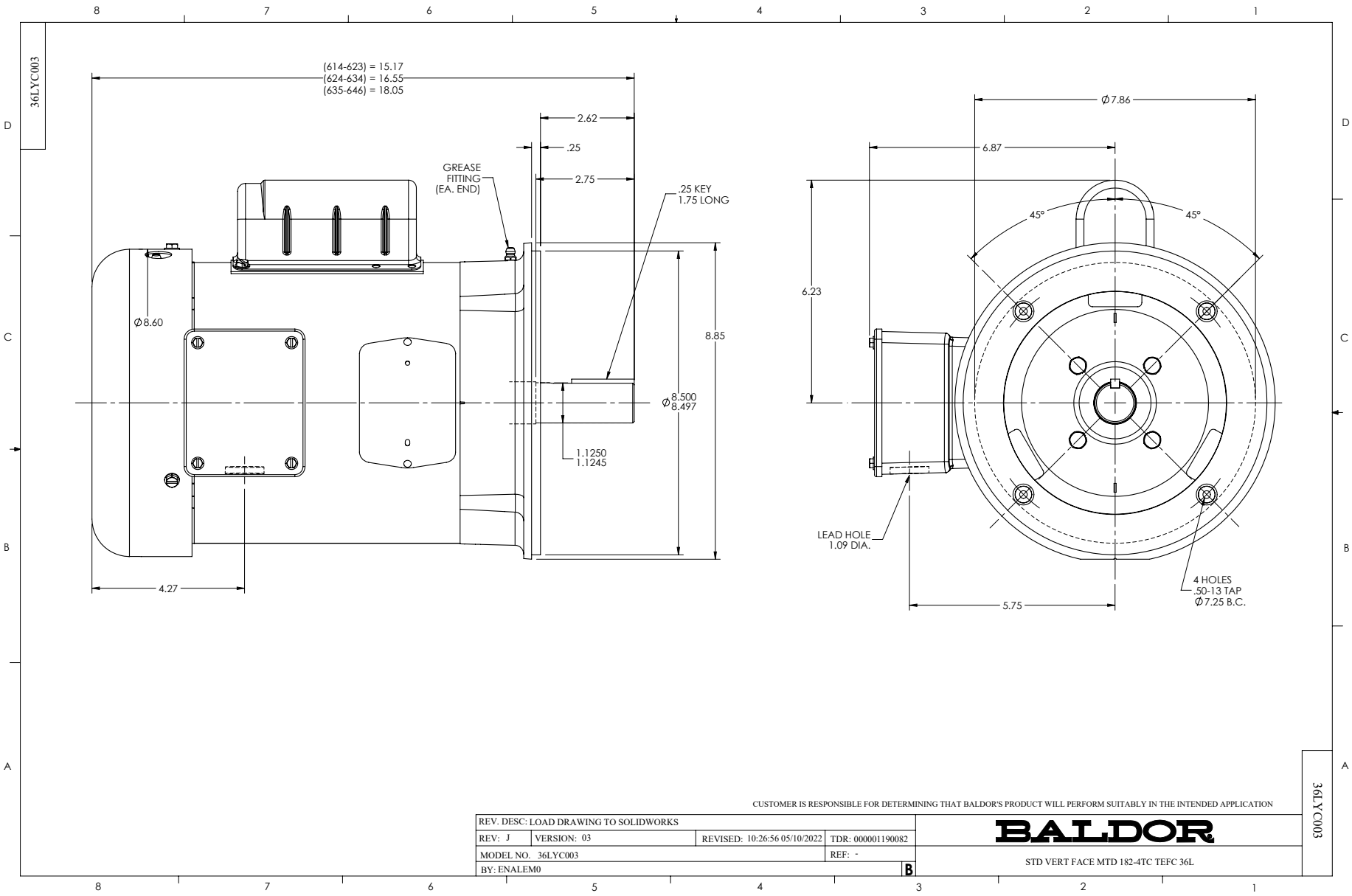
36LYC003
(614-623) = 15.17
(624-634) = 16.55
(635-646) = 18.05
2.62
.25
2.75
GREASE FITTING (EA. END)
.25 KEY 1.75 LONG
Ø8.60
8.85
Ø8.500 8.497
1.1250 1.1245
4.27
Ø7.86
6.87
45°
45°
6.23
LEAD HOLE 1.09 DIA.
4 HOLES .50-13 TAP Ø7.25 B.C.
5.75
CUSTOMER IS RESPONSIBLE FOR DETERMINING THAT BALDOR'S PRODUCT WILL PERFORM SUITABLY IN THE INTENDED APPLICATION
REV. DESC: LOAD DRAWING TO SOLIDWORKS
REV: J
VERSION: 03
REVISED: 10:26:56 05/10/2022
TDR: 000001190082
MODEL NO. 36LYC003
REF: -
BY: ENALEM0
B
BALDOR
STD VERT FACE MTD 182-4TC TEFC 36L
36LYC003

CD0001

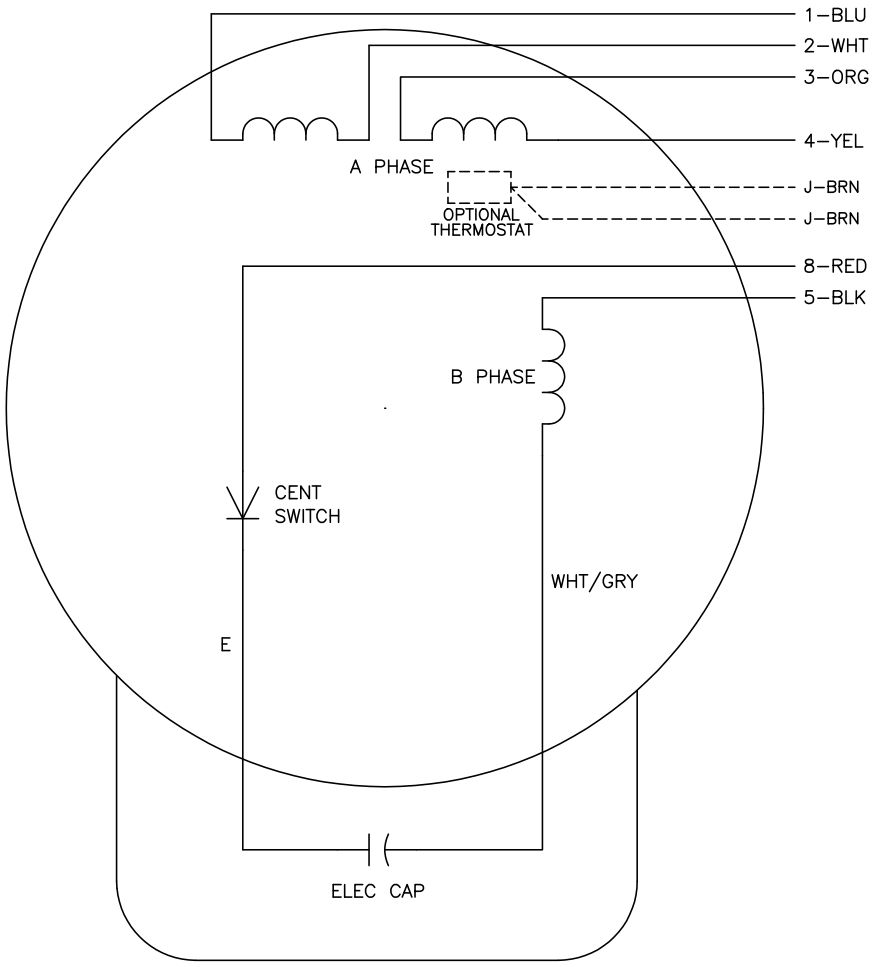

	LINE A	LINE B	JOIN
HIGH STD	1	4,5	2,3,8
HIGH OPP	1	4,8	2,3,5
LOW STD	1,3,8	2,4,5	–
LOW OPP	1,3,5	2,4,8	–

NOTES:

1. STANDARD ROTATION IS CCW FACING END OPPOSITE SHAFT EXTENSION.
2. OPTIONAL THERMOSTAT IS PROVIDED WHEN SPECIFIED.
3. MULTIPLE CAPACITORS ARE CONNECTED IN PARALLEL UNLESS OTHERWISE SPECIFIED.
4. LEAD COLORS ARE OPTIONAL. LEADS MUST ALWAYS BE NUMBERED AS SHOWN.

CD0001

REV. DESC: REVISE TO SHOW OPTIONAL COLORS			BALDOR ELECTRIC Co.
REV. LTR: D	BY: JLP	REVISED: 04/08/99 1:16	TDR: 0178636
CD0001		FILE: AAA00007405	MDL: –
		MTL: –	TYPE L, DV, REV, 6 LEADS