

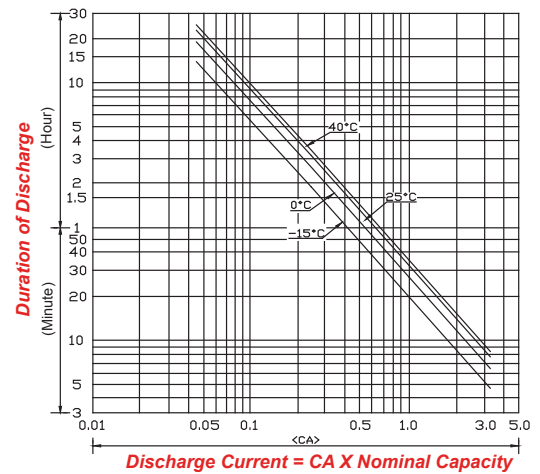
FOR THE ONES WHO GET IT DONE

SPECIFICATIONS

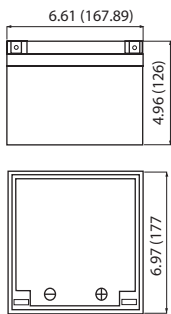
Nominal Voltage	12 volts		
Nominal Capacity	77° F (25° C)		
20-hr. (1.20A)	24.0 Ah		
10-hr. (2.23A)	22.3 Ah		
5-hr. (4.08A)	20.4 Ah		
1-hr. (14.4A)	14.4 Ah		
Approximate Weight	17.0lbs (7.7kg)		
Internal Resistance (approx.)	14mΩ		
Shelf Life (% of normal capacity at 68° F (20° C) - Fully Charged)			
3 Months	6 Months	12 Months	
91%	83%	64%	
Temperature Dependency of Capacity	(20 hour rate)		
104° F (40°C)	77° F (25°C)	32° F (0°C)	5° F (-15°C)
102%	100%	85%	65%
AGM Operational Temperature			
Charge	32°F to 104°F (0°C to 40°C)		
Discharge	5°F to 113°F (-15°C to 45°C)		
AGM Storage Temperature	5°F to 104°F (-15°C to 40°C)		
Charge Method (Constant Voltage)			
Cycle Use (Repeating Use)			
Initial Current	7.2 A or smaller		
Control Voltage	14.6 - 14.8 V		
Float Use			
Control Voltage	13.6 - 13.8 V		



DISCHARGE TIME VS. DISCHARGE CURRENT

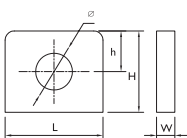


DIMENSIONS



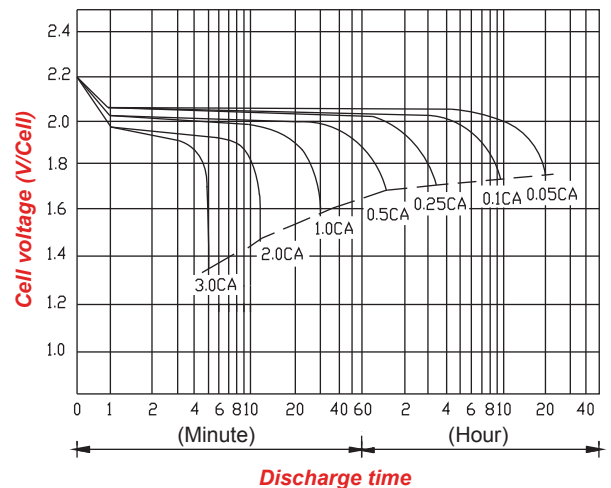
W: 6.61 in (167.89 mm)
D: 6.97 in (177 mm)
H: 4.96 in (126 mm)
TH: 5.04 in (128 mm)
 Tolerances are +/- 0.04 in. (+/- 1mm) and +/- 0.08 in. (+/- 2mm) for height dimensions. All data subject to change without notice.

TERMINAL T3

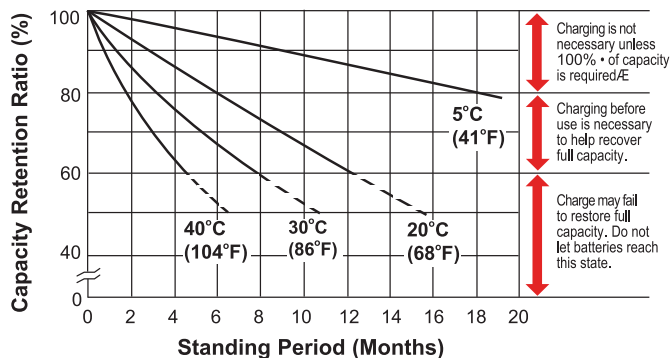


Dimension Type	L	W	H	h	ø
T3	14.0 mm 0.55 in	2.00 mm 0.09 in	12.5 mm 0.49 in	6.00 mm 0.24 in	6.00 mm 0.24 in

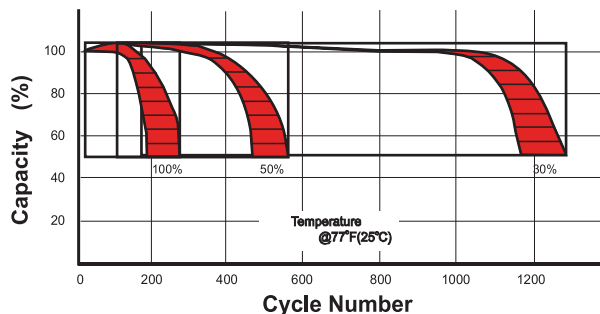
DISCHARGE CHARACTERISTICS



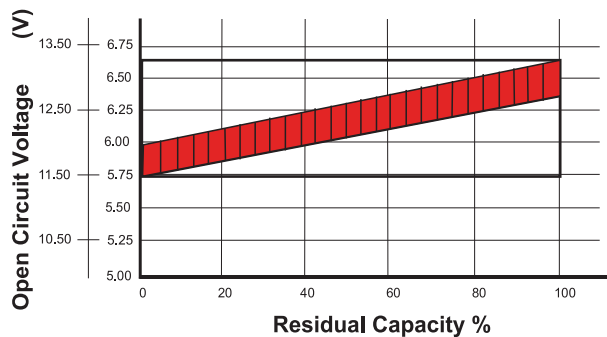
SHELF LIFE STORAGE



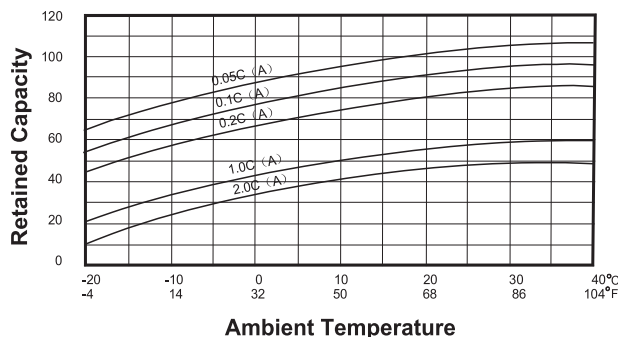
CYCLE LIFE VS DEPTH OF DISCHARGE



OPEN CIRCUIT VOLTAGE VS RESIDUAL CAPACITY



EFFECT OF TEMPERATURE ON CAPACITY



CHARGE CURRENT & FINAL DISCHARGE VOLTAGE

Application	Charge Voltage(V/Cell)			Max.Charge Current
	Temperature	Set Point	Allowable Range	
Cycle Use	25°C(77°F)	2.45	2.40~2.50	0.30 C
Standby	25°C(77°F)	2.30	2.27~2.30	

Final Discharge Voltage V/Cell	1.75	1.70	1.60	1.30
Discharge Current(A)	0.2C>(A)	0.2C<(A)<0.5C	0.5C<(A)<1.0C	(A)>1.0C